

**AGENDA FOR THE MEETING OF THE GOVERNING BOARD OF
THE SIERRA-PLUMAS JOINT UNIFIED SCHOOL DISTRICT**

February 12, 2019

Immediately following the 6:00 pm meeting of the Sierra County Board of Education
Downieville School, 130 School St, Downieville CA 95936

Videoconferencing will be available at Sierra County Office of Education, 109 Beckwith Rd, Loyalton CA 96118

In the case of a technological difficulty at either school site, videoconferencing will not be available.

Any individual who requires disability-related accommodations or modifications including auxiliary aids and services in order to participate in the Board meeting should contact the Superintendent or designee in writing.

Public inspection of agenda documents that are distributed to the Board less than 72 hours before the meeting, will be made available at Sierra-Plumas Joint Unified School District, 109 Beckwith Road, Room 3, Loyalton, CA, 96118, and posted with the online agenda at

<http://www.sierracountyofficeofeducation.org> (Government Code 54957.5).

A. CALL TO ORDER

Please be advised that this meeting will be recorded.

B. ROLL CALL

C. APPROVAL OF AGENDA

D. INFORMATION/DISCUSSION ITEMS

1. Superintendent's Report

- a. Association of California School Administrators (ACSA) State Superintendent Conference Report
- b. Reorganization of Career Technician Classified Position
- c. Most Recent Inter-District Variance Requests (see table below)

New/Renewal	School Year	Grade Entering	District of Residence	Receiving District	Reason Given by Requestor	Backup Documentation Received?
Renewal	2019-20	3	SPJUSD	Washoe	Proximity to school	N/A

2. Business Report

- a. Account Object Summary-Balance from 07/01/2018 to 01/31/2019**
- b. Fifth Month Enrollments for the 2018-2019 School Year**

3. Staff Reports (5 minutes)

4. Board Member Reports (5 minutes)

5. Public Comment – This is an opportunity for members of the public to directly address the governing board on any item of interest that is within the subject matter jurisdiction of the governing board whether or not it is listed on the agenda. Five minutes may be allotted to each speaker and a maximum of twenty minutes to each subject matter. (Education Code 35145.5; Bylaw 9322; Government Code 54954.3)

- a. Current location
- b. Videoconference location

E. CONSENT CALENDAR

- 1. Approval of minutes for the Regular Board Meeting held January 8, 2019**
- 2. Approval of Board Report-Checks Dated 01/01/2019 through 01/31/2019**
- 3. Approval of Pesticide Use Reporting 2018 (DES, DHS)**
- 4. Authorization to Submit Consolidated Application**

F. ACTION ITEMS

1. New Business

- a. Acceptance of Fiscal Year 2017-2018 Audited Actuals*
- PUBLIC HEARING – Collective Bargaining Disclosure Statement***
- b. Public Hearing to receive public comment regarding Collective Bargaining Agreement (Items c-d)
- c. Public Disclosure and Approval of Proposed Collective Bargaining Agreement for Sierra-Plumas Teachers' Association (SPTA) Certificated Employees, 2018-2019, per Assembly Bill (AB) 1200 and Government Code Section 3547.5**
- d. Presentation and Approval of the Tentative Collective Bargaining Agreement for SPTA Certificated Employees, 2018-2019, Negotiations for salary and benefits^^
- e. Presentation of Quotes on Electric Buses and Charging Stations**
 1. Authorize purchase of Electric Buses—Option 1, 2, 3 or 4
 2. Authorize purchase of Charging Stations—Option 1 or 2
 3. Authorize installation of Charging Stations—Option 1 or 2
- f. Presentation on Governor's Budget
- g. Approval of School Accountability Report Cards for 2017-2018:
 1. Loyalton Elementary School**
 2. Loyalton High School**
 3. Sierra Pass Continuation School**
- h. Approval of Superintendent Evaluation Form**
- i. Approve surplus of the Sierra City Schoolhouse Bell and donate to the Sierra County Historical Society**
- j. Discussion and Approval of Low-Performing Students Block Grant Spending Plan*
- k. Approval of National External Diploma Program (NEDP)
 - l. Assignment of Laureen McLeod, Instructional Aide, Loyalton Elementary School, .5 FTE, effective January 7, 2019
 - m. Assignment of Amy Filippini, Secretary, Loyalton Elementary School, 1.0 FTE, effective January 10, 2019
 - n. Authorization to fill Noon Supervisor, Loyalton Elementary School, .33 FTE


BOARD POLICIES, ADMINISTRATIVE REGULATIONS, EXHIBITS, BOARD BYLAWS

- o. Administrative Regulation 3311.1—Uniform Public Construction Cost Accounting Procedures, *NEW^^*
- p. Administrative Regulation 3543—Transportation Safety and Emergencies, *revisions^^*
- q. Administrative Regulation 5113—Absences and Excuses, *revisions^^*
- r. Administrative Regulation 5131.41—Use of Seclusion and Restraint, *NEW^^*
- s. Board Policy 5141.52—Suicide Prevention, *revisions^^*
- t. Administrative Regulation 5141.52—Suicide Prevention, *revisions^^*
- u. Board Policy 5144—Discipline, *revisions^^*
- v. Administrative Regulation 5144—Discipline, *revisions^^*
- w. Board Policy 5146—Married/Pregnant/Parenting Students, *revisions^^*

G. ADVANCED PLANNING

1. Next Regular Board Meeting will be held on March 12, 2019 at Sierra County Office of Education, 109 Beckwith Rd, Loyalton CA 96118, beginning with Closed Session as needed at 5:00pm and the Regular Board Meeting at 6:00pm.
2. Suggested Agenda Items
 - a. _____
 - b. _____

H. ADJOURN



Dr. Merrill M. Grant, Superintendent

** enclosed

* handout

^^ County agenda backup

Balances through January						Fiscal Year 2018/19
Object	Description	Adopted Budget	Revised Budget	Encumbered	Expenditure	Account Balance
Fund 01 - General FD						
1100	Teachers Salaries	1,671,079.00	1,682,596.00	784,410.95	796,841.94	101,343.11
1115	Extra Duty Hourly	5,000.00	5,000.00		3,050.00	1,950.00
1120	Certificated Substitutes	26,394.00	29,783.00		40,421.64	10,638.64-
1300	Certificated Superv/Admin Sala	227,403.00	227,403.00	94,751.70	132,652.38	1.08-
1310	Teacher In Charge/Head Teacher	4,002.00	14,002.00	5,000.00	5,000.00	4,002.00
	Total for Object 1000	1,933,878.00	1,958,784.00	884,162.65	977,965.96	96,655.39
2100	Instructional Aides Salaries	208,195.00	198,267.00	91,815.65	89,030.80	17,420.55
2115	Inst. Aide Extra Duty		3,063.00		1,025.16	2,037.84
2120	Instructional Aides Substitute	7,000.00	7,000.00		1,641.85	5,358.15
2200	Classified Support Salaries	313,324.00	331,278.00	120,235.47	167,820.17	43,222.36
2201	Bus Driver	63,695.00	59,244.00	24,722.44	23,030.39	11,491.17
2215	Classified Extra Duty	6,000.00	6,000.00		5,861.97	138.03
2220	Classified Support Substitute	35,000.00	35,000.00		17,327.40	17,672.60
2300	Classified Sup/Admin Salaries	89,367.00	89,251.00	36,111.25	51,500.75	1,639.00
2400	Clerical & Office Salaries	142,980.00	142,600.00	60,094.84	72,982.59	9,522.57
2420	Clerical & Office Sub Salaries	5,000.00	5,000.00		3,099.58	1,900.42
2900	Other Classified Salaries	10,597.00	10,658.00	3,156.28	4,878.24	2,623.48
2915	Other Classified Extra Duty		500.00		38.23	461.77
2920	Other Classified Substitutes S				15.00	15.00-
	Total for Object 2000	881,158.00	887,861.00	336,135.93	438,252.13	113,472.94
3101	State Teachers Retirement Syst	439,596.00	443,629.00	137,939.75	147,156.17	158,533.08
3102	State Teachers Retirement Syst	8,784.00	8,784.00			8,784.00
3201	Public Employees Retirement Sy		193.00		290.78	97.78-
3202	Public Employees Retirement Sy	128,414.00	130,944.00	51,829.83	69,277.51	9,836.66
3311	OASDI-Certificated Positions	1,459.00	2,586.00		1,378.36	1,207.64
3312	OASDI-Classified Positions	53,909.00	53,037.00	20,016.74	26,119.59	6,900.67
3321	Medicare-Certificated Position	24,949.00	25,806.00	11,421.80	13,232.63	1,151.57
3322	Medicare-Classified Positions	12,624.00	12,459.00	4,681.25	6,117.65	1,660.10
3401	Health & Welfare -Certificated	444,077.00	448,712.00	219,976.35	231,657.97	2,922.32-
3402	Health & Welfare-Classified Po	184,059.00	198,393.00	92,705.10	121,213.28	15,525.38-
3501	State Unemployment Insurance-C	970.00	990.00	442.15	505.78	42.07
3502	State Unemployment Insurance-	450.00	444.00	167.90	218.50	57.60
3601	Workers' Compensation Insuranc	61,927.00	56,731.00	25,425.55	28,341.59	2,963.86
3602	Workers' Compensation Insuranc	29,892.00	26,409.00	9,920.55	12,964.50	3,523.95
3901	Other Benefits, Certificated P	31,582.00	14,398.00		31,382.58	16,984.58-
3902	Other Benefits, Classified Pos				2,660.00	2,660.00-

Selection Filtered by User Permissions, (Org = 6, Online/Offline = N, Fiscal Year = 2019, Period = 7, Unposted JEs? = N, Assets and Liabilities? = N, Restricted Accts? = Y, Object = 1-7, SACS Fund? = N, Fund Page Break? = N, Obj Lvl = 4, Obj Digits = 1, Page Break? = N)

ESCAPE ONLINE

Balances through January							Fiscal Year 2018/19
Object	Description	Adopted Budget	Revised Budget	Encumbered	Expenditure	Account Balance	
Fund 01 - General FD (continued)							
Total for Object 3000		1,422,692.00	1,423,515.00	574,526.97	692,516.89	156,471.14	
4100	Textbooks	68,375.00	52,000.00		15,448.92	36,551.08	
4200	Books Other Than Textbooks	5,500.00	750.00	104.86		645.14	
4300	Class Mat'l and Supplies	45,475.00	48,431.00	5,213.58	27,239.44	15,977.98	
4301	Class Consumable Mat'l	5,000.00	6,250.00	1,067.90	5,899.31	717.21-	
4302	Class Paper/Toner	9,500.00	10,250.00	1,216.95	9,790.20	757.15-	
4305	Other Student M&S	23,415.00	28,467.00	4,191.19	16,553.63	7,722.18	
4320	Custodial Grounds Supplies	42,495.00	43,250.00	4,968.92	21,211.75	17,069.33	
4330	Office Supplies	16,119.00	24,990.00	2,767.60	6,020.88	16,201.52	
4350	Vehicle Maint. M&S	26,373.00	26,379.00	2,069.45	7,146.67	17,162.88	
4351	Vehicle FUEL	25,525.00	29,025.00	19,204.28	8,830.80	989.92	
4399	M&S Misc -undesignated	40,000.00	20,000.00			20,000.00	
4400	Non-Capital Equipment (Up to \$	56,800.00	118,729.00	25,676.95	52,970.11	40,081.94	
Total for Object 4000		364,577.00	408,521.00	66,481.68	171,111.71	170,927.61	
5100	Subagreement for Services	176,461.00	180,000.00	66,249.96	92,750.04	21,000.00	
5200	Travel & Conferences	63,256.00	58,927.00	13,845.35	33,010.37	12,071.28	
5300	Dues & Membership	9,063.00	11,754.00	1,188.90	7,691.42	2,873.68	
5400	Insurance-Fire, liability, etc	55,080.00	60,000.00		58,404.05	1,595.95	
5510	Power	91,652.00	94,201.00	56,834.81	33,122.19	4,244.00	
5520	Garbage	12,813.00	8,100.00	3,988.70	1,820.50	2,290.80	
5530	Water	64,350.00	54,350.00	27,539.04	23,460.95	3,350.01	
5540	Propane	65,000.00	59,125.00	28,745.43	21,504.57	8,875.00	
5590	Miscellaneous Utilities	15,500.00	14,000.00	7,576.41	4,423.59	2,000.00	
5600	Rentals, Leases & Repairs	106,558.00	106,558.00	78,373.65	27,305.68	878.67	
5800	Services & Operating Expense	4,300.00	4,200.00	1,050.00	600.00	2,550.00	
5810	Legal Expenses	7,078.00	7,078.00	6,417.50	3,757.50	3,097.00-	
5812	Board Election Expense	2,500.00	2,500.00	510.98	1,000.00	989.02	
5840	Audit Expense	17,000.00	17,600.00	5,000.00	12,600.00	.00	
5860	Solid Waste Tax	12,161.00	11,211.00		10,569.32	641.68	
5890	Contracts/Service	638,277.00	646,625.00	335,045.15	252,955.86	58,623.99	
5899	SCOE Interagency Reimburse			11,240.11	4,078.98	15,319.09-	
5900	Communications	3,875.00	3,950.00		2,965.25	984.75	
5910	Telephone-Monthly Service	17,252.00	12,152.00	5,017.00	2,923.00	4,212.00	
5920	T Lines	4,800.00	2,100.00			2,100.00	
5990	Other Communications	225.00	500.00		229.69	270.31	
Total for Object 5000		1,367,201.00	1,354,931.00	648,622.99	595,172.96	111,135.05	

Selection Filtered by User Permissions, (Org = 6, Online/Offline = N, Fiscal Year = 2019, Period = 7, Unposted JEs? = N, Assets and Liabilities? = N, Restricted Accts? = Y, Object = 1-7, SACS Fund? = N, Fund Page Break? = N, Obj Lvl = 4, Obj Digits = 1, Page Break? = N)

ESCAPE ONLINE

Balances through January						Fiscal Year 2018/19
Object	Description	Adopted Budget	Revised Budget	Encumbered	Expenditure	Account Balance
Fund 01 - General FD (continued)						
6400	Equipment	100,957.00	142,282.00		119,076.94	23,205.06
6500	Equipment Replacement	66,625.00	118,832.00			118,832.00
	Total for Object 6000	167,582.00	261,114.00	.00	119,076.94	142,037.06
7110	Out-of-State Tuition	104,450.00	104,450.00		17,884.42-	122,334.42
7310	Direct Support/Indirect Costs					.00
7616	Trans fr Gen Fund to Cafeteria	78,590.00	78,590.00			78,590.00
	Total for Object 7000	183,040.00	183,040.00	.00	17,884.42-	200,924.42
	Total for Fund 01 and Expense accounts	6,320,128.00	6,477,766.00	2,509,930.22	2,976,212.17	991,623.61
Fund 13 - Cafeteria						
2200	Classified Support Salaries	74,507.00	74,501.00	39,199.58	35,250.62	50.80
2215	Classified Extra Duty	500.00	607.00		695.43	88.43-
2220	Classified Support Substitute	1,250.00	1,250.00		218.96	1,031.04
	Total for Object 2000	76,257.00	76,358.00	39,199.58	36,165.01	993.41
3202	Public Employees Retirement Sy	10,113.00	10,399.00	5,159.50	5,254.93	15.43-
3312	OASDI-Classified Positions	4,568.00	4,499.00	2,350.15	2,162.04	13.19-
3322	Medicare-Classified Positions	1,069.00	1,052.00	549.64	505.64	3.28-
3402	Health & Welfare-Classified Po	17,537.00	17,537.00	8,768.30	8,768.30	.40
3502	State Unemployment Insurance-	39.00	38.00	19.61	18.06	.33
3602	Workers' Compensation Insuranc	2,529.00	2,229.00	1,164.75	1,071.48	7.23-
	Total for Object 3000	35,855.00	35,754.00	18,011.95	17,780.45	38.40-
4340	Food Service	9,011.00	9,011.00	4,132.60	1,681.85	3,196.55
4400	Non-Capital Equipment (Up to \$	5,000.00	5,000.00		2,343.23	2,656.77
4700	Food	54,580.00	54,580.00	25,934.18	26,831.17	1,814.65
	Total for Object 4000	68,591.00	68,591.00	30,066.78	30,856.25	7,667.97
5200	Travel & Conferences	710.00	710.00			710.00
5600	Rentals, Leases & Repairs	4,000.00	4,000.00		2,500.00	1,500.00
5800	Services & Operating Expense	1,256.00	1,256.00	400.00		856.00
5890	Contracts/Servic	800.00	800.00		334.00	466.00
5900	Communications	421.00	421.00			421.00
	Total for Object 5000	7,187.00	7,187.00	400.00	2,834.00	3,953.00
	Total for Fund 13 and Expense accounts	187,890.00	187,890.00	87,678.31	87,635.71	12,575.98
Fund 40 - Dist Build						
6200	Building & Improvements		59,705.00			59,705.00

Balances through January						Fiscal Year 2018/19
Object	Description	Adopted Budget	Revised Budget	Encumbered	Expenditure	Account Balance
Fund 40 - Dist Build (continued)						
6500	Equipment Replacement		168,106.00	12,426.36	196,897.37	41,217.73-
Total for Fund 40, Expense accounts and Object 6000		.00	227,811.00	12,426.36	196,897.37	18,487.27
Fund 73 - Bechen						
5800	Services & Operating Expense	6,000.00	6,000.00		6,000.00-	12,000.00
Total for Fund 73, Expense accounts and Object 5000		6,000.00	6,000.00	.00	6,000.00-	12,000.00
Total for Org 006 - Sierra-Plumas Joint Unified School District		6,514,018.00	6,899,467.00	2,610,034.89	3,254,745.25	1,034,686.86

ENROLLMENT BY SCHOOL MONTH 2018-2019

	Loyalton Elementary	Loyalton Jr High	Loyalton Sr High	Downieville Elementary	Downieville Jr/Sr High	Sierra Pass Cont	Long Term ISP/SDC	TOTAL
Ending 2017-2018	197	52	103	32	22	3	included in site #	409
1st Day 2018-2019	201	59	106	23	21	1	included in site #	411
2017 CALPADS	199	52	105	27	21	3	included in site #	407

	Month	Loyalton Elementary	Loyalton Jr High	Loyalton Sr High	Downieville Elementary	Downieville Jr/Sr High	Sierra Pass Cont	Long Term ISP/SDC	TOTAL
September	1	197	60	106	26	21	2	included in site #	412
October	2	198	58	107	27	22	1	included in site #	413
November	3	199	58	107	28	23	2	included in site #	417
December	4	200	58	107	28	24	1	included in site #	418
January	5	203	58	110	30	28	1	included in site #	430
February	6							included in site #	0
March	7							included in site #	0
April	8							included in site #	0
May	9							included in site #	0
June	10							included in site #	0

2017-18	S-PJUSD	SCOE	Washoe
P1 ADA	387.09	2.65	16.31
P2 ADA	382.83	2.93	12.16
Annual	382.44	2.54	12.68

Enrollment difference from June 8, 2018, to

January 25, 2019: +9

Long Term ISP: LES 6 LHS 4

MINUTES FOR THE REGULAR MEETING OF THE GOVERNING BOARD OF THE
SIERRA-PLUMAS JOINT UNIFIED SCHOOL DISTRICT

January 8, 2019

Sierra County Office of Education, 109 Beckwith Rd., Loyalton, CA 96118
Videoconferenced to Downieville School, 130 School St, Downieville CA 95936
Immediately followed the 6:00pm meeting of the Sierra County Board of Education

A. CALL TO ORDER

President MIKE MOORE called the meeting to order at 6:50pm.

B. ROLL CALL

PRESENT: Mike Moore, President
Allen Wright, Vice President
Jenny Gant, Clerk
Andy Genasci, Member
Patty Hall, Member

ABSENT: None

C. APPROVAL OF AGENDA

HALL with removal of F, I, c. Second by GENASCI.
5/0

D. INFORMATION/DISCUSSION ITEMS

1. Correspondence

- a. Letter of Compliment from Samantha Ingle
SAMANTHA present—gave OK for Sierra Booster to print as well

2. Superintendent's Report

- a. Governor's 2019-2020 Budget Update—Governor Newsom just inaugurated. Formal budget will roll out this Thursday, January 10, 2019. More to come on how that will impact our district.
- b. ALICE Training—next phase
Continuing education for all staff. BlendEd with online tutorials to supplement and reiterate the in-person training sessions being held throughout the year.
- c. Update on LHS Math Teacher vacancy
Have an interested party without a teaching credential, but working with him to get in as a long-term sub—has extensive mathematics training and application through his work experience. Still advertising for full-time math position.
- d. Leave of Absence Letter from Michelle Jacobsen, Classroom Specialist—Has a sub in place during time out.
- e. Leave of Absence Letter for Pat Doyle, 6th Grade Teacher—Has a sub in place, out until about April 1
- f. Leave of Absence Letter from Joani Fillman, Transportation Clerk/Bus Driver—Out at least through month of January
- g. Most Recent Inter-District Variance Requests

3. Most Recent Inter-District Variance Requests Business Report

- a. Account Object Summary-Balance from 07/01/18 to 12/31/2018
- b. Fourth Month Enrollments for the 2018-2019 School Year

4. Staff Reports

- a. LES—CERESOLA: Grant from SSF for Science Night. Parents' Club fundraiser is set for February 9th at Golden West (adults only). Basketball tournament next week with 41 teams.
- b. LHS—JONES: End of semester finals next week. Vaping issues right before winter break—implementing deterrent tactics. Looking into a grant for detectors for bathrooms that send out notifications of vaping and/or elevated noise. Many vaping devices are nearly impossible to detect.
- c. DVL—GRANT: Basketball is main activity right now. End of semester finals coming up. CASP testing coming up.

5. Board Members' Report

- a. WRIGHT: Will be visiting DVL site to become aware of the facility needs/issues based on FIT. Mountain Bike sports club is forming in DVL.
- b. MOORE: Also intend to get around to visiting school sites along with Trustee HALL in the near future to determine and discuss any facility issues/concerns.

6. Public Comment

- a. Current location – *none*
- b. Videoconference location – *none*

E. CONSENT CALENDAR

- 1. Approval of minutes for the Regular Board Meeting held December 11, 2018
- 2. Approval of Board Report-Checks Dated 12/01/2018 through 12/31/2018
- 3. Approval of Quarterly Report on Williams Uniform Complaints for quarter ending 12/31/2018. It is required per Education Code 35186 section (d) *that a school district shall report summarized data on the nature and resolution of all complaints on a quarterly basis to the county superintendent of schools and the governing board of the school district.* No complaints regarding textbooks and instructional materials, teacher vacancy or misassignment or conditions of facilities were filed with Sierra County Office of Education during the quarter ending 12/31/2018.
- 4. Approval of Pesticide Use Reporting for 2018 (DO, LES, LHS)
- 5. Approval of the Integrated Pest Management Plan for 2019
HALL/WRIGHT
5/0

F. ACTION ITEMS

1. New Business

- a. Outlay of IT Infrastructure—*discussion only*
GRANT: Current Tech Director attends weekly Leadership meetings. There are also site techs that deal with minor tech repairs and problems at each site. Updating technology as we can for both students and teachers. Reestablishing Tech Task Force will be beneficial to continue customizing wants and needs of our students and teachers.
MOORE: Appointing GENASCI (for Loyalton side) and WRIGHT (for Downieville side) to be on the Technology Task Force
- ~~b.a. Presentation of California Accountability Dashboard~~
- ~~e.b. Acceptance of Fiscal Year 2017-2018 Audited Actuals—move to next month, audit report not yet available~~
- ~~d.c. Update on Electric Buses and Charging Stations—discussion only~~
GRIESERT: Will prepare information to vote on at next meeting in February.

d. Presentation of California Accountability Dashboard

Overview of website to see how our district is doing (GRANT & MESCHERY)
<https://www.caschooldashboard.org/>

- e. Accept letter of resignation from Laraine Sei, School Secretary, 1.0 FTE
Loyalton Elementary, effective December 17, 2018
HALL/GENASCI
5/0
- f. Accept letter of resignation from Miranda Jacobsen, Noon Supervisor,
Loyalton Elementary, .33 FTE, effective December 21, 2018
HALL/WRIGHT
5/0
- g. Authorization to fill School Secretary position, Loyalton Elementary, 1.0 FTE
HALL/GANT
5/0
- h. Authorization to fill Instructional Aide position, Loyalton Elementary, .5 FTE
GANT/HALL
5/0
- i. Mid-Year Update: Superintendent Goals—*discussion only*
Overview from Superintendent GRANT. Would like to see Board goals
discussed and developed to add direction to Superintendent and District goals.

BOARD POLICIES AND ADMINISTRATIVE REGULATIONS

- j. Board Policy 0420—School Plans/Site Councils, *revisions*
- k. Administrative Regulation 0420—School Plans/Site Councils, *revisions*
- l. Board Policy 0450—Comprehensive Safety Plan, *Choose Option 1 or 2*
- m. Administrative Regulation 0450—Comprehensive Safety Plan, *revisions*
- n. Board Policy 0460—Local Control Accountability Plan, *revisions*
- o. Administrative Regulation 0460—Local Control Accountability Plan, *revisions*
- p. Administrative Regulation 1220—Citizen Advisory Committees, *revisions*
- q. Administrative Regulation 4200—Classified Personnel, ~~*Choose Option 1 or 2*~~
- r. Board Bylaw 9322—Agenda/Meeting Materials, *revisions*
- s. Board Bylaw 9324—Minutes and Recordings, *revisions*
- t. Exhibit 4119.23/4219.23/4319.23 —Unauthorized Release of
Confidential/Privileged Information, *revisions*
HALL motioned to approve policies as they were approved in the County meeting.
Second by GANT.
5/0

G. ADVANCED PLANNING

- 1. Next Regular Board Meeting will be held on February 12, 2019 at Downieville School,
130 School St, Downieville CA 95936 beginning with Closed Session as needed at
5:00pm and the Regular Board Meeting following the Sierra County Board of Education
meeting at 6:00pm.

2. Suggested Agenda Items

- a. Try to schedule Sherriff Mike Fisher to be here for a Closed Session (*as discussed at end of County meeting earlier*)

H. ADJOURN at 7:58pm

HALL/WRIGHT

5/0

Jenny Gant, Clerk

Dr. Merrill M. Grant, Superintendent

Checks Dated 01/01/2019 through 01/31/2019

Check Number	Check Date	Pay to the Order of	Fund-Object	Comment	Expensed Amount	Check Amount
00082998	01/11/2019	AIRGAS, USA, LLC	01-5600	TANK RENTAL LHS/DVL		117.96
00082999	01/11/2019	ALICE TRAINING INSTITUTE LLC	01-5890	ALICE TRAINING SUBSCRIPTION		1,524.40
00083000	01/11/2019	AMERIGAS	01-5540	PROPANE	14,647.57	
			01-5899	PROPANE	1,335.06	15,982.63
00083001	01/11/2019	B & C TRUEVALUE HOME CENTER	01-4320	MISC MAINTENANCE SUPPLIES	30.74	
				WATER HEATER	426.01	456.75
00083002	01/11/2019	CHALLENGE ELECTRIC	01-5600	HEATER FAN REPAIR		670.00
00083003	01/11/2019	CITY OF LOYALTON	01-5530	WATER AND SEWER - LOYALTON SITES	3,372.99	
			01-5899	WATER AND SEWER - LOYALTON SITES	209.57	3,582.56
00083004	01/11/2019	CURRENT ELECTRIC & ALARM, INC.	01-5890	FIRE ALARM INSPECTION	1,125.00	
				SERVICE TROUBLESHOOTING	170.00	
			01-5899	FIRE ALARM INSPECTION	125.00	1,420.00
00083005	01/11/2019	DOWNIEVILLE PUBLIC UTILITY DIS	01-5530	Water		56.00
00083006	01/11/2019	DOWNIEVILLE GROCERY	13-4700	FOOD		82.77
00083007	01/11/2019	THE PRINT SHOP AT FEATHER PUBLISHING COMPANY	01-5890	ADVERTISEMENT		316.80
00083008	01/11/2019	ANDY GENASCI	01-5200	MILEAGE		24.52
00083009	01/11/2019	GIRARD, EDWARDS, STEVENS & TUCKER LLP	01-5810	LEGAL FEES		2,630.00
00083010	01/11/2019	GRAINGER, INC.	01-4320	HEATER BEARING	170.89	
				RELAY SWITCH	16.90	187.79
00083011	01/11/2019	HILTON SACRAMENTO	01-5200	Hotel		128.58
00083012	01/11/2019	HUNT & SONS, INC.	01-5590	Heating oil		1,512.30
00083013	01/11/2019	RICHARD JAQUEZ	01-5200	MILEAGE	58.75	
			01-9510	MILEAGE	8.23	66.98
00083014	01/11/2019	MARIAN LAVEZZOLA	01-5600	TECH COTTAGE RENTAL		200.00
00083015	01/11/2019	LIBERTY UTILITIES	01-5510	ELECTRIC - LOYALTON SITES	5,522.56	
			01-5899	ELECTRIC - LOYALTON SITES	336.89	5,859.45
00083016	01/11/2019	LOYALTON BOOSTER CLUB	01-4305	FUEL REIMBURSEMENT		389.48
00083017	01/11/2019	MODEL DAIRY, LLC	13-4700	DAIRY PRODUCTS		144.93
00083018	01/11/2019	MIKE MOORE	01-5200	MILEAGE	27.25	
			76-9576	H/W REIMBURSEMENT	794.47	821.72
00083019	01/11/2019	NORTHAM DISTRIBUTING, INC.	13-4340	CAFE FOOD/SUPPLIES	24.39	
			13-4700	CAFE FOOD/SUPPLIES	511.78	536.17
00083020	01/11/2019	OFFICE DEPOT	01-4302	staff toner		1,594.10
00083021	01/11/2019	PACIFIC GAS & ELECTRIC COMPANY	01-5510	ELECTRIC		24.06
00083022	01/11/2019	PRO PACIFIC FRESH	13-4700	FOOD AND SUPPLIES		80.91
00083023	01/11/2019	PROMEVO, LLC	01-4400	CHROMEBOOKS		3,449.30
00083024	01/11/2019	REED'S LOCKSMITHING, INC.	01-4320	KEYS		10.04

The preceding Checks have been issued in accordance with the District's Policy and authorization of the Board of Trustees. It is recommended that the preceding Checks be approved.

ESCAPE ONLINE

Checks Dated 01/01/2019 through 01/31/2019

Check Number	Check Date	Pay to the Order of	Fund-Object	Comment	Expensed Amount	Check Amount
00083025	01/11/2019	SCHOOL PATHWAYS LLC	01-5800	REPORT WRITER		150.00
00083026	01/11/2019	SHEPHERD'S AUTO BODY, INC.	01-5890	DEDUCTIBLE		250.00
00083027	01/11/2019	SIERRA COUNTY PUBLIC WORKS	01-5890	DISPOSAL FEE		5.00
00083028	01/11/2019	SIERRA COUNTY HEALTH DEPARTMENT	01-5510	ELECTRICAL SERVICES FOR TECH COTTAGE		289.50
00083029	01/11/2019	SIERRA HARDWARE	01-4320	MAINTENANCE SUPPLIES		56.26
00083030	01/11/2019	SIERRA VALLEY HOME CENTER	01-4300	MISC AG SUPPLIES	79.53	
			01-4320	CUSTODIAL & MAINT. SUPPLIES	170.16	
				MAINT. SUPPLIES	238.04	
			01-4350	MISC. BUS SUPPLIES	55.56	543.29
00083031	01/11/2019	SIERRA-PLUMAS JOINT UNIFIED	01-5890	BANK SERVICE FEES		30.00
00083032	01/11/2019	SIERRA TRANSPORTATION COMPANY, LLC	01-5100	TRANSPORTATION	13,250.00	
			01-5890	TRANSPORTATION	2,083.34	15,333.34
00083033	01/11/2019	SINGLETON AUMAN PC	01-5840	PROFESSIONAL AUDIT SERVICES		7,600.00
00083034	01/11/2019	CDE, CASHIER'S OFFICE	13-4700	COMMODITIES	1,961.44	
			13-8221	COMMODITIES	1,810.39-	151.05
00083035	01/11/2019	SVGMD	01-5890	Water Management		200.00
00083036	01/11/2019	TIP INC.,PRINTING & GRAPHIX	01-4300	BUSINESS CARDS		61.13
00083037	01/11/2019	TRI COUNTY SCHOOLS INS. GR.	01-9535	JAN 19 HEALTH INSURANCE	11,609.00	
			76-9576	JAN 19 HEALTH INSURANCE	68,068.74	79,677.74
00083038	01/11/2019	ALLEN WRIGHT	01-5200	MILEAGE		85.84
Total Number of Checks					41	146,303.35

Fund Summary

Fund	Description	Check Count	Expensed Amount
01	General Fund	36	76,444.31
13	Cafeteria Fund	5	995.83
76	Warrant/Pass Through (payroll)	2	68,863.21
Total Number of Checks		41	146,303.35
Less Unpaid Sales Tax Liability			.00
Net (Check Amount)			146,303.35

The preceding Checks have been issued in accordance with the District's Policy and authorization of the Board of Trustees. It is recommended that the preceding Checks be approved.

ESCAPE ONLINE

PESTICIDE USE REPORTING FOR SCHOOL AND CHILD DAY CARE CENTER EMPLOYEES

APPLICATION YEAR 2018	SCHOOL DESIGNEE (IPM COORDINATOR) Dr. Merrill M. Grant	DISTRICT / CENTER NAME Sierra-Plumas Joint Unified			LICENSE / CERTIFICATE NUMBER (OPTIONAL)		
REPORT PREPARED BY: Kristie Jacobsen/Tom Potter		E-MAIL ADDRESS mgrant@spjUSD.org			CITY Loyalton		PHONE NUMBER 530-993-1660
School CDS #/Child Day Care Facility # OR Name & Address AND Specify if School or Child Day Care Facility	County Code	Date & Time Application Completed	Location (# from list on back)	Manufacturer & Name of Product Applied	EPA REG. Number on Label or CA Reg. Number for adjuvants (include alpha code, if listed)	Amount of Pesticide Product Used (check for write in unit from label)	Pest Control Code (from list on back)
DES <input checked="" type="checkbox"/> School <input type="checkbox"/> Day Care		10/10/18 3:05pm	6	Johnson Wax "buggy whip"	4822-36	<input type="text"/> (vol.) <input type="checkbox"/> OZ <input checked="" type="checkbox"/> ML <input type="checkbox"/> PT (wt.) <input type="checkbox"/> GR <input type="checkbox"/> OZ <input type="checkbox"/> LB	10
<input type="checkbox"/> School <input type="checkbox"/> Day Care						<input type="text"/> (vol.) <input type="checkbox"/> OZ <input type="checkbox"/> ML <input type="checkbox"/> PT (wt.) <input type="checkbox"/> GR <input type="checkbox"/> OZ <input type="checkbox"/> LB	
<input type="checkbox"/> School <input type="checkbox"/> Day Care						<input type="text"/> (vol.) <input type="checkbox"/> OZ <input type="checkbox"/> ML <input type="checkbox"/> PT (wt.) <input type="checkbox"/> GR <input type="checkbox"/> OZ <input type="checkbox"/> LB	
<input type="checkbox"/> School <input type="checkbox"/> Day Care						<input type="text"/> (vol.) <input type="checkbox"/> OZ <input type="checkbox"/> ML <input type="checkbox"/> PT (wt.) <input type="checkbox"/> GR <input type="checkbox"/> OZ <input type="checkbox"/> LB	
<input type="checkbox"/> School <input type="checkbox"/> Day Care						<input type="text"/> (vol.) <input type="checkbox"/> OZ <input type="checkbox"/> ML <input type="checkbox"/> PT (wt.) <input type="checkbox"/> GR <input type="checkbox"/> OZ <input type="checkbox"/> LB	

Use this form ONLY to report pesticide applications made by schoolsite employees, staff, and volunteers at schools and child care centers. DO NOT report pesticide use by pest management professionals contracted to apply pesticides at schoolsites. They will report their own use. Report must be submitted no later than January 30th of the year following the year of use to:
School Pesticide Use Reporting, Department of Pesticide Regulation, P.O. Box 4015, Sacramento, CA 95812-4015

INSTRUCTIONS:

1. Each line is an individual pesticide application. Report only one schoolsite, date/time, and pesticide per line. Multiple pages will be needed if you need to report more than 5 pesticide applications.
2. A name and address is required for each schoolsite. A cover sheet with all schoolsite names/addresses can be included with your report to prevent repetitive writing/typing.
3. Applicators: If you are mixing a concentrate with a liquid, report the amount of concentrate applied. For products that don't require dilution, report the amount of finished product applied.

PEST CONTROL CODES:

Code 10 - Structural Pest Control includes pest control work performed within or on buildings or other structures

Code 30 - Landscape Maintenance Pest Control... includes pest control work performed on landscape plantings around buildings

Code 80 - Vertebrate Pest Control includes pest control work performed by public agencies or work under the supervision of the State or county agricultural commissioner

LOCATION CODES:

1 Administration Bldg	5 Cafeteria/Kitchen	9 Landscape (indoor)	13 Multipurpose Room	17 Vehicle
2 Athletic Field	6 Classroom	10 Landscape (outdoor)	14 Playground	18 Multiple Locations
3 Auditorium	7 Gymnasium	11 Library	15 Pool	19 Other (Please indicate)
4 Bldg, Exterior	8 Hardscape (parking lot, sidewalk, etc.)	12 Locker Room	16 Restroom	_____

Reason for application is not required for reporting. This form, when filled out completely, can be used as the pesticide use record required under HSA.
Reasons for application (required for Healthy Schools Act recordkeeping).

Application 1:

Application 2:

Application 3:

Application 4:

Application 5:

PESTICIDE USE REPORTING FOR SCHOOL AND CHILD DAY CARE CENTER EMPLOYEES

APPLICATION YEAR	SCHOOL DESIGNEE (IPM COORDINATOR)	DISTRICT / CENTER NAME			LICENSE / CERTIFICATE NUMBER (OPTIONAL)		
2018	Dr. Merrill M. Grant	Sierra-Plumas Joint Unified					
REPORT PREPARED BY:		E-MAIL ADDRESS			CITY	PHONE NUMBER	
Kristie Jacobsen/Tom Potter		mgrant@spjUSD.org			Loyalton	530-993-1660	
School CDS #/Child Day Care Facility # OR Name & Address AND Specify if School or Child Day Care Facility	County Code	Date & Time Application Completed	Location (# from list on back)	Manufacturer & Name of Product Applied	EPA REG. Number on Label or CA Reg. Number for adjuvants (include alpha code, if listed)	Amount of Pesticide Product Used (check for write in unit from label)	Pest Control Code (from list on back)
DHS <input checked="" type="checkbox"/> School <input type="checkbox"/> Day Care		11/15/18 3:30pm	4	Johnson Wax "buggy whip"	4822-36	<input type="text"/> (vol.) <input type="checkbox"/> OZ <input checked="" type="checkbox"/> ML <input type="checkbox"/> PT (wt.) <input type="checkbox"/> GR <input type="checkbox"/> OZ <input type="checkbox"/> LB	10
<input type="checkbox"/> School <input type="checkbox"/> Day Care						<input type="text"/> (vol.) <input type="checkbox"/> OZ <input type="checkbox"/> ML <input type="checkbox"/> PT (wt.) <input type="checkbox"/> GR <input type="checkbox"/> OZ <input type="checkbox"/> LB	
<input type="checkbox"/> School <input type="checkbox"/> Day Care						<input type="text"/> (vol.) <input type="checkbox"/> OZ <input type="checkbox"/> ML <input type="checkbox"/> PT (wt.) <input type="checkbox"/> GR <input type="checkbox"/> OZ <input type="checkbox"/> LB	
<input type="checkbox"/> School <input type="checkbox"/> Day Care						<input type="text"/> (vol.) <input type="checkbox"/> OZ <input type="checkbox"/> ML <input type="checkbox"/> PT (wt.) <input type="checkbox"/> GR <input type="checkbox"/> OZ <input type="checkbox"/> LB	
<input type="checkbox"/> School <input type="checkbox"/> Day Care						<input type="text"/> (vol.) <input type="checkbox"/> OZ <input type="checkbox"/> ML <input type="checkbox"/> PT (wt.) <input type="checkbox"/> GR <input type="checkbox"/> OZ <input type="checkbox"/> LB	

Use this form ONLY to report pesticide applications made by schoolsite employees, staff, and volunteers at schools and child care centers. DO NOT report pesticide use by pest management professionals contracted to apply pesticides at schoolsites. They will report their own use. Report must be submitted no later than January 30th of the year following the year of use to:
School Pesticide Use Reporting, Department of Pesticide Regulation, P.O. Box 4015, Sacramento, CA 95812-4015

INSTRUCTIONS:

1. Each line is an individual pesticide application. Report only one schoolsite, date/time, and pesticide per line. Multiple pages will be needed if you need to report more than 5 pesticide applications.
2. A name and address is required for each schoolsite. A cover sheet with all schoolsite names/addresses can be included with your report to prevent repetitive writing/typing.
3. Applicators: If you are mixing a concentrate with a liquid, report the amount of concentrate applied. For products that don't require dilution, report the amount of finished product applied.

PEST CONTROL CODES:

Code 10 - Structural Pest Control includes pest control work performed within or on buildings or other structures

Code 30 - Landscape Maintenance Pest Control... includes pest control work performed on landscape plantings around buildings

Code 80 - Vertebrate Pest Control includes pest control work performed by public agencies or work under the supervision of the State or county agricultural commissioner

LOCATION CODES:

1 Administration Bldg	5 Cafeteria/Kitchen	9 Landscape (indoor)	13 Multipurpose Room	17 Vehicle
2 Athletic Field	6 Classroom	10 Landscape (outdoor)	14 Playground	18 Multiple Locations
3 Auditorium	7 Gymnasium	11 Library	15 Pool	19 Other (Please indicate)
4 Bldg, Exterior	8 Hardscape (parking lot, sidewalk, etc.)	12 Locker Room	16 Restroom	_____

Reason for application is not required for reporting. This form, when filled out completely, can be used as the pesticide use record required under HSA.
Reasons for application (required for Healthy Schools Act recordkeeping).

Application 1:

Application 2:

Application 3:

Application 4:

Application 5:

2018-19 Federal Transferability

Federal transferability of funds is governed by Title V in ESSA Section 5102. An LEA may transfer Title II, Part A and or Title IV, Part A program funds to other allowable programs. This transferability is not the same as Title V, Part B Alternative Uses of Funds Authority governed by ESEA Section 5211. **Note: Funds transferred under Title V, Part B Alternative Uses of Funds Authority are not to be included on this form.**

CDE Program Contact:

Juan J. Sanchez, Standards Implementation Support Office (Title II), jsanchez@cde.ca.gov, 916-319-0452
 Tom Herman, Coordinated School Health & Safety (Title IV), THerman@cde.ca.gov, 916-319-0914

Title II, Part A Transfers

2018-19 Title II, Part A entitlement	\$12,472
Transferred to Title I, Part A	\$5,593
Transferred to Title I, Part C	
Transferred to Title I, Part D	
Transferred to Title III English Learner	
Transferred to Title III Immigrant	
Transferred to Title IV, Part A	
Transferred to Title V, Part B, Subpart 1 Small, Rural School Achievement Grant	
Transferred to Title V, Part B, Subpart 2 Rural and Low-Income Grant	
Total amount of Title II, Part A funds transferred out	\$5,593
2018-19 Title II, Part A entitlement after transfers out	\$6,879

Title IV, Part A Transfers

2018-19 Title IV, Part A entitlement	\$10,000
Transferred to Title I, Part A	
Transferred to Title I, Part C	
Transferred to Title I, Part D	
Transferred to Title II, Part A	
Transferred to Title III English Learner	
Transferred to Title III Immigrant	
Transferred to Title V, Part B, Subpart 1 Small, Rural School Achievement Grant	
Transferred to Title V, Part B, Subpart 2 Rural and Low-Income Grant	
Total amount of Title IV, Part A funds transferred out	\$0
2018-19 Title IV, Part A entitlement after transfers out	\$10,000

*****Warning*****

The data in this report may be protected by the Family Educational Rights and Privacy Act (FERPA) and other applicable data privacy laws. Unauthorized access or sharing of this data may constitute a violation of both state and federal law.

2018-19 Title I, Part A LEA Allocation and Reservations

To report LEA required and authorized reservations before distributing funds to schools.

CDE Program Contact:

Sylvia Hanna, Title I Policy and Program Guidance Office, shanna@cde.ca.gov, 916-319-0948
 Rina DeRose, Title I Policy and Program Guidance Office, RDeroser@cde.ca.gov, 916-323-0472

2018-19 Title I, Part A LEA allocation (+)	\$80,086
Transferred-in amount (+)	\$0
Nonprofit private school equitable services proportional share amount (-)	\$0
2018-19 Title I, Part A LEA available allocation	\$80,086

Required Reservations

Parent and family engagement (If the allocation is greater than \$500,000, then parent and family engagement equals 1% of the allocation minus the nonprofit private school equitable services proportional share amount.)	\$0
School parent and family engagement	\$0
LEA parent and family engagement	\$0
Local neglected institutions Does the LEA have local institutions for neglected children?	No
Local neglected institutions reservation	\$0
Local delinquent institutions Does the LEA have local institutions for delinquent children?	No
Local delinquent institutions reservation	\$0
Direct or indirect services to homeless children, regardless of their school of attendance	\$2

Authorized Reservations

Public school Choice transportation	\$0
Other authorized activities	\$0
Indirect cost reservation	\$4,150
Administrative reservation	\$8,700

Reservation Summary

Total LEA required and authorized reservations	\$12,852
School parent and family engagement reservation	\$0
Amount available for Title I, Part A school allocations	\$72,827

*****Warning*****

The data in this report may be protected by the Family Educational Rights and Privacy Act (FERPA) and other applicable data privacy laws. Unauthorized access or sharing of this data may constitute a violation of both state and federal law.

2018-19 Title II, Part A LEA Allocations

The purpose of this data collection is to calculate the total allocation amount available to the LEA for Title II, Part A Supporting Effective Instruction.

CDE Program Contact:

Maxine Wheeler, Standards Implementation Support Office, mwheeler@cde.ca.gov, 916-323-4746
 Juan J. Sanchez, Standards Implementation Support Office (Title II), jsanchez@cde.ca.gov, 916-319-0452

2018-19 Title II, Part A entitlement	\$12,472
Transferred-in amount	\$0
Total funds transferred out of Title II, Part A	\$0
Total entitlement after transfers	\$12,472
Repayment of funds	\$0
2018-19 Allocation	\$12,472
Administrative and indirect costs	\$0
Equitable services for nonprofit private schools	\$0
2018-19 Title II, Part A adjusted allocation	\$6,879
Funds available under Title V, Part B Subpart 1 Alternative Uses of Funds Authority Participation	\$12,472
Budgeted Title V, Part B Subpart 1 Alternative Uses of Funds Authority Participation	\$0

*****Warning*****

The data in this report may be protected by the Family Educational Rights and Privacy Act (FERPA) and other applicable data privacy laws. Unauthorized access or sharing of this data may constitute a violation of both state and federal law.

2018-19 Title IV, Part A LEA Allocations

The purpose of this data collection is to calculate the total allocation amount available to the LEA for Title IV, Part A and to report reservations.

CDE Program Contact:

Tom Herman, Coordinated School Health & Safety (Title IV), THerman@cde.ca.gov, 916-319-0914

2018-19 Title IV, Part A entitlement	\$10,000
Transferred-in amount	\$0
Total funds transferred out of Title IV, Part A	\$0
2018-19 Title IV, Part A allocation	\$10,000
Indirect cost reservation	\$375
Administrative reservation	\$0
Equitable services for nonprofit private schools	\$0
2018-19 Title IV, Part A adjusted allocation	\$9,625

*****Warning*****

The data in this report may be protected by the Family Educational Rights and Privacy Act (FERPA) and other applicable data privacy laws. Unauthorized access or sharing of this data may constitute a violation of both state and federal law.

2018-19 Consolidation of Administrative Funds

A request by the LEA to consolidate administrative funds for specific programs.

CDE Program Contact:

Julie Brucklacher, Financial Accountability and Info Srv Office, jbruckla@cde.ca.gov, 916-327-0858

Title I, Part A Basic SACS Code 3010	Yes
Title I, Part C Migrant Education SACS Code 3060	Yes
Title I, Part D Delinquent SACS Code 3025	No
Title II, Part A Supporting Effective Instruction SACS Code 4035	Yes
Title III Immigrant Students SACS Code 4201	No
Title III English Learner Students - 2% maximum SACS Code 4203	No
Title IV, Part A Student Support - 2% maximum SACS Code 4127	Yes
Title IV, Part B 21st Century Community Learning Centers SACS Code 4124	Yes

*****Warning*****

The data in this report may be protected by the Family Educational Rights and Privacy Act (FERPA) and other applicable data privacy laws. Unauthorized access or sharing of this data may constitute a violation of both state and federal law.

2018-19 Title I, Part A School Allocations

This report identifies the amount of Title I, Part A funds to be allocated to eligible schools.

CDE Program Contact:

Lana Zhou, Title I Policy and Program Guidance Office, lzhou@cde.ca.gov, 916-319-0956
 Rina DeRose, Title I Policy and Program Guidance Office, RDeRose@cde.ca.gov, 916-323-0472

LEA meets small LEA criteria.

An LEA is defined as a small LEA if, based on the school list and the data entered in School Student Counts, the LEA meets one or both of the following:

Is a single school LEA

Has enrollment total for all schools less than 1,000

If applicable, enter a Discretion Code. Use lower case only.

Allowable Discretion Codes

a - Below LEA average and at or above 35% student low income

d - Desegregation Waiver on File

e - Grandfather Provision

f - Feeder Pattern

Low income measure

FRPM

Serving schools by

Highest to lowest within the LEA

LEA-wide low income %

44.74%

Available Title I, Part A school allocations

\$72,827

Available parent and family engagement reservation

\$0

School Name	School Code	Grade Span Group	Student Enrollment	Eligible Low Income Students Ages 5-17	Low Income Student %	Eligible to be Served	Required to be Served	Public School	Ranking	FdYN	\$ Per Low Income Student (0.00)	TIA School Allocation	2017-18 Carryover	Parent and Family Engagement Amount	Total School Allocation	Discretion Code
Sierra Pass (Continuation)	4630034	3	1	1	100.00	Y	Y	Y	1		377.00	377.00	\$0	\$0	377.00	a
Downieville Elementary	6050611	1	28	19	67.86	Y	N	Y	2		390.00	7410.00	\$0	\$0	7410.00	a

*****Warning*****

The data in this report may be protected by the Family Educational Rights and Privacy Act (FERPA) and other applicable data privacy laws. Unauthorized access or sharing of this data may constitute a violation of both state and federal law.

2018-19 Title I, Part A School Allocations

This report identifies the amount of Title I, Part A funds to be allocated to eligible schools.

School Name	School Code	Grade Span Group	Student Enrollment	Eligible Low Income Students Ages 5-17	Low Income Student %	Eligible to be Served	Required to be Served	Public School	Ranking	FdYN	\$ Per Low Income Student (0.00)	TIA School Allocation	2017-18 Carryover	Parent and Family Engagement Amount	Total School Allocation	Discretion Code
Loyalton Elementary	6050629	1	200	97	48.50	Y	N	Y	3		390.00	37830.00	\$0	\$0	37830.00	a
Downieville Junior-Senior High	4632303	3	24	9	37.50	N	N	Y	4		380.00	3420.00	\$0	\$0	3420.00	a
Loyalton High	4634259	3	165	61	36.97	N	N	Y	5		390.00	23790.00	\$0	\$0	23790.00	a

*****Warning*****

The data in this report may be protected by the Family Educational Rights and Privacy Act (FERPA) and other applicable data privacy laws. Unauthorized access or sharing of this data may constitute a violation of both state and federal law.

2018-19 Title I, Part A Notification of Authorization of Schoolwide Program

This report provides notification to the California Department of Education of a school's eligibility and local board approval to operate under and report as Schoolwide Program

CDE Program Contact:

Lana Zhou, Title I Policy and Program Guidance Office, lzhou@cde.ca.gov, 916-319-0956
 Rina DeRose, Title I Policy and Program Guidance Office, RDeroser@cde.ca.gov, 916-323-0472

School Name	School Code	Authorized	Local Board Approved Date (ex. 07/30/2018)	Low Income %	SIG Approved Date (ex. 07/30/2018)	SWP Waiver Approved Date (ex. 07/30/2018)
Downieville Elementary	6050611	Y	12/15/2009	67.00%		
Downieville Junior-Senior High	4632303	Y	07/12/2012	52.00%		
Loyalton Elementary	6050629	Y	12/15/2009	50.00%		
Loyalton High	4634259	Y	12/15/2009	40.00%		
Sierra Pass (Continuation)	4630034	N				

*****Warning*****

The data in this report may be protected by the Family Educational Rights and Privacy Act (FERPA) and other applicable data privacy laws. Unauthorized access or sharing of this data may constitute a violation of both state and federal law.

**Sierra County Office of Education
Division of Business Advisory Services**

**PUBLIC DISCLOSURE OF PROPOSED COLLECTIVE BARGAINING AGREEMENT
in accordance with AB 1200 (Chapter 1213/Statutes 1992), AB 2756 (Chapter 52/Statutes 2004), GC 3547.5**

Name of School District: Sierra-Plumas Joint Unified School District
 Name of Bargaining Unit: Sierra Plumas Teachers Association
 Certificated, Classified, Other: Certificated

The proposed agreement covers the period beginning: July 1, 2018 and ending: June 30, 2020
 (date) (date)

The Governing Board will act upon this agreement on: February 12, 2019
 (date)

Note: This form, along with a copy of the proposed agreement, must be submitted to the County Office at least ten (10) working days prior to the date the Governing Board will take action.

A. Proposed Change in Compensation

Bargaining Unit Compensation All Funds - Combined	Fiscal Impact of Proposed Agreement (Complete Years 2 and 3 for multiyear and overlapping agreements only)			
	Annual Cost Prior to Proposed Settlement	Year 1 Increase/(Decrease) 2018-19	Year 2 Increase/(Decrease) 2019-20	Year 3 Increase/(Decrease) 2020-21
1. Salary Schedule Including Step and Column	\$ 1,682,596	\$ 33,651	\$ 69,273	\$ 27,024
		2.00%	4.04%	1.51%
2. Other Compensation Stipends, Bonuses, Longevity, Overtime, Differential, Callback or Standby Pay, etc.		\$ 13,608	\$ 13,948	\$ 13,948
Description of Other Compensation		Add steps to col IV & V	Add steps to col IV & V	Add steps to col IV & V
3. Statutory Benefits - STRS, PERS, FICA, WC, UI, Medicare, etc.	\$ 366,806	\$ 24,363	\$ 42,987	\$ 70,572
		6.64%	10.99%	16.25%
4. Health/Welfare Plans	\$ 448,712	\$ -	\$ -	\$ -
		0.00%	0.00%	0.00%
5. Total Bargaining Unit Compensation Add Items 1 through 4 to equal 5	\$ 2,498,114	\$ 71,622	\$ 126,208	\$ 111,544
		2.87%	4.91%	4.14%
6. Total Number of Bargaining Unit Employees (Use FTEs if appropriate)	25.75			
7. Total Compensation Average Cost per Bargaining Unit Employee	\$ 97,014	\$ 2,781	\$ 4,901	\$ 4,332
		2.87%	4.91%	4.14%

Sierra-Plumas Joint Unified School District
Sierra Plumas Teachers Association

8. What was the negotiated percentage change? For example, if the change in "Year 1" was for less than a full year, what is the annualized percentage of that change for "Year 1"?

Year 1 is 2% retroactive to July 1, 2018. Year 2 is 2.5%

9. Were any additional steps, columns, or ranges added to the salary schedules? (If yes, please explain.)

Addition of new salary steps at column IV and V on the certificated salary schedule as follows: Column IV: 13, 14, 15 and Column V: 13, 14, 15, 16, 17, 18, 19, 20 at 2.5% increase per step.

10. Please include comments and explanations as necessary. (If more room is necessary, please attach an additional sheet.)

11. Does this bargaining unit have a negotiated cap for Health and Welfare benefits? Yes No

If yes, please describe the cap amount.

The bargaining unit has a hard cap on new employees hired on or after July 1, 2018 of \$17,536 per year. Certificated employees hired prior to that date have a soft cap.

B. Proposed negotiated changes in noncompensation items (i.e., class size adjustments, staff development days, teacher prep time, classified staffing ratios, etc.)

N/A

C. What are the specific impacts (positive or negative) on instructional and support programs to accommodate the settlement? Include the impact of changes such as staff reductions or increases, program reductions or increases, elimination or expansion of other services or programs (i.e., counselors, librarians, custodial staff, etc.)

N/A

Sierra-Plumas Joint Unified School District
Sierra Plumas Teachers Association

D. What contingency language is included in the proposed agreement (e.g., reopeners, etc.)?

Negotiations will continue to complete the bargaining of a successor contract during the spring and winter of 2019.

E. Identify other major provisions that do not directly affect the district's costs, such as binding arbitrations, grievance procedures, etc.

N/A

F. Source of Funding for Proposed Agreement:

1. Current Year

General Fund revenues and unassigned ending fund balance.

2. If this is a single year agreement, how will the ongoing cost of the proposed agreement be funded in subsequent years?

N/A

3. If this is a multiyear agreement, what is the source of funding, including assumptions used, to fund these obligations in subsequent years? (Remember to include compounding effects in meeting obligations.)

This agreement is a multi year agreement including fiscal years 18/19 and 19/20. Source of funding will be from general fund revenues, unassigned ending fund balance and the Governors 3.46% COLA as presented at the January Budget Proposal.

Sierra-Plumas Joint Unified School District

G. IMPACT OF PROPOSED AGREEMENT ON CURRENT YEAR OPERATING BUDGET**Unrestricted General Fund**

Bargaining Unit:

Sierra Plumas Teachers Association

Object Code	Column 1	Column 2	Column 3	Column 4
	Latest Board- Approved Budget Before Settlement (As of 12/4/2018)	Adjustments as a Result of Settlement (compensation)	Other Revisions (agreement support and/or other unit agreement) Explain on Page 4i	Total Revised Budget (Columns 1+2+3)
REVENUES				
LCFF Revenue 8010-8099	\$ 5,033,102		\$ -	\$ 5,033,102
Federal Revenue 8100-8299	\$ 295,354		\$ -	\$ 295,354
Other State Revenue 8300-8599	\$ 143,398		\$ -	\$ 143,398
Other Local Revenue 8600-8799	\$ 233,784		\$ -	\$ 233,784
TOTAL REVENUES	\$ 5,705,638		\$ -	\$ 5,705,638
EXPENDITURES				
Certificated Salaries 1000-1999	\$ 1,842,693	\$ 44,913		\$ 1,887,606
Classified Salaries 2000-2999	\$ 811,164	\$ -		\$ 811,164
Employee Benefits 3000-3999	\$ 1,199,796	\$ 10,608		\$ 1,210,404
Books and Supplies 4000-4999	\$ 341,017		\$ -	\$ 341,017
Services, Other Operating Expenses 5000-5999	\$ 1,281,645		\$ -	\$ 1,281,645
Capital Outlay 6000-6999	\$ 106,782		\$ -	\$ 106,782
Other Outgo 7100-7299 7400-7499	\$ 104,450		\$ -	\$ 104,450
Indirect/Direct Support Costs 7300-7399	\$ (4,640)		\$ -	\$ (4,640)
TOTAL EXPENDITURES	\$ 5,682,907	\$ 55,521	\$ -	\$ 5,738,428
OTHER FINANCING SOURCES/USES				
Transfers In and Other Sources 8900-8979	\$ -	\$ -	\$ -	\$ -
Transfers Out and Other Uses 7600-7699	\$ 78,590	\$ -	\$ -	\$ 78,590
Contributions 8980-8999	\$ (288,407)	\$ (4,968)	\$ -	\$ (293,375)
OPERATING SURPLUS (DEFICIT)*	\$ (344,266)	\$ (60,489)	\$ -	\$ (404,755)
BEGINNING FUND BALANCE				
9791	\$ 3,661,488			\$ 3,661,488
Prior-Year Adjustments/Restatements 9793/9795	\$ -			\$ -
ENDING FUND BALANCE	\$ 3,317,222	\$ (60,489)	\$ -	\$ 3,256,733
COMPONENTS OF ENDING BALANCE:				
Nonspendable Amounts 9711-9719	\$ 3,400	\$ -	\$ -	\$ 3,400
Restricted Amounts 9740				
Committed Amounts 9750-9760	\$ 694,990	\$ -	\$ -	\$ 694,990
Assigned Amounts 9780	\$ 295,756	\$ -	\$ -	\$ 295,756
Reserve for Economic Uncertainties 9789	\$ 650,000	\$ -	\$ -	\$ 650,000
Unassigned/Unappropriated Amount 9790	\$ 1,673,076	\$ (60,489)	\$ -	\$ 1,612,587

*Net Increase (Decrease) in Fund Balance

NOTE: 9790 amounts in Columns 1 and 4 must be positive

Sierra-Plumas Joint Unified School District

G. IMPACT OF PROPOSED AGREEMENT ON CURRENT YEAR OPERATING BUDGET**Restricted General Fund**

Bargaining Unit:

Sierra Plumas Teachers Association

Object Code	Column 1	Column 2	Column 3	Column 4
	Latest Board- Approved Budget Before Settlement (As of 12/4/2018)	Adjustments as a Result of Settlement (compensation)	Other Revisions (agreement support and/or other unit agreement) Explain on Page 4i	Total Revised Budget (Columns 1+2+3)
REVENUES				
LCFF Revenue 8010-8099	\$ -		\$ -	\$ -
Federal Revenue 8100-8299	\$ 112,148		\$ -	\$ 112,148
Other State Revenue 8300-8599	\$ 175,201		\$ -	\$ 175,201
Other Local Revenue 8600-8799	\$ 16,604		\$ -	\$ 16,604
TOTAL REVENUES	\$ 303,953		\$ -	\$ 303,953
EXPENDITURES				
Certificated Salaries 1000-1999	\$ 116,091	\$ 4,019	\$ -	\$ 120,110
Classified Salaries 2000-2999	\$ 76,697	\$ -	\$ -	\$ 76,697
Employee Benefits 3000-3999	\$ 223,719	\$ 949	\$ -	\$ 224,668
Books and Supplies 4000-4999	\$ 67,504		\$ -	\$ 67,504
Services, Other Operating Expenses 5000-5999	\$ 73,286		\$ -	\$ 73,286
Capital Outlay 6000-6999	\$ 154,332		\$ -	\$ 154,332
Other Outgo 7100-7299	\$ -		\$ -	\$ -
7400-7499				
Indirect/Direct Support Costs 7300-7399	\$ 4,640		\$ -	\$ 4,640
TOTAL EXPENDITURES	\$ 716,269	\$ 4,968	\$ -	\$ 721,237
OTHER FINANCING SOURCES/USES				
Transfers In and Other Sources 8900-8979	\$ -	\$ -	\$ -	\$ -
Transfers Out and Other Uses 7600-7699	\$ -	\$ -	\$ -	\$ -
Contributions 8980-8999	\$ 288,407	\$ 4,968	\$ -	\$ 293,375
OPERATING SURPLUS (DEFICIT)*	\$ (123,909)	\$ -	\$ -	\$ (123,909)
BEGINNING FUND BALANCE	\$ 123,909			\$ 123,909
Prior-Year Adjustments/Restatements 9793/9795	\$ -			\$ -
ENDING FUND BALANCE	\$ -	\$ -	\$ -	\$ -
COMPONENTS OF ENDING BALANCE:				
Nonspendable Amounts 9711-9719	\$ -	\$ -	\$ -	\$ -
Restricted Amounts 9740	\$ -	\$ -	\$ -	\$ -
Committed Amounts 9750-9760				
Assigned Amounts 9780				
Reserve for Economic Uncertainties 9789		\$ -	\$ -	\$ -
Unassigned/Unappropriated Amount 9790	\$ -	\$ -	\$ -	\$ -

*Net Increase (Decrease) in Fund Balance

NOTE: 9790 amounts in Columns 1 and 4 must be positive

Sierra-Plumas Joint Unified School District

G. IMPACT OF PROPOSED AGREEMENT ON CURRENT YEAR OPERATING BUDGET

Bargaining Unit:		Combined General Fund Sierra Plumas Teachers Association			
Object Code		Column 1	Column 2	Column 3	Column 4
		Latest Board- Approved Budget Before Settlement (As of 12/4/2018)	Adjustments as a Result of Settlement (compensation)	Other Revisions (agreement support and/or other unit agreement) Explain on Page 4i	Total Revised Budget (Columns 1+2+3)
REVENUES					
LCFF Revenue	8010-8099	\$ 5,033,102		\$ -	\$ 5,033,102
Federal Revenue	8100-8299	\$ 407,502		\$ -	\$ 407,502
Other State Revenue	8300-8599	\$ 318,599		\$ -	\$ 318,599
Other Local Revenue	8600-8799	\$ 250,388		\$ -	\$ 250,388
TOTAL REVENUES		\$ 6,009,591		\$ -	\$ 6,009,591
EXPENDITURES					
Certificated Salaries	1000-1999	\$ 1,958,784	\$ 48,932	\$ -	\$ 2,007,716
Classified Salaries	2000-2999	\$ 887,861	\$ -	\$ -	\$ 887,861
Employee Benefits	3000-3999	\$ 1,423,515	\$ 11,557	\$ -	\$ 1,435,072
Books and Supplies	4000-4999	\$ 408,521		\$ -	\$ 408,521
Services, Other Operating Expenses	5000-5999	\$ 1,354,931		\$ -	\$ 1,354,931
Capital Outlay	6000-6999	\$ 261,114		\$ -	\$ 261,114
Other Outgo	7100-7299 7400-7499	\$ 104,450		\$ -	\$ 104,450
Indirect/Direct Support Costs	7300-7399	\$ -		\$ -	\$ -
TOTAL EXPENDITURES		\$ 6,399,176	\$ 60,489	\$ -	\$ 6,459,665
OTHER FINANCING SOURCES/USES					
Transfer In and Other Sources	8900-8979	\$ -	\$ -	\$ -	\$ -
Transfers Out and Other Uses	7600-7699	\$ 78,590	\$ -	\$ -	\$ 78,590
Contributions	8980-8999	\$ -	\$ -	\$ -	\$ -
OPERATING SURPLUS (DEFICIT)*		\$ (468,175)	\$ (60,489)	\$ -	\$ (528,664)
BEGINNING FUND BALANCE					
Prior-Year Adjustments/Restatements	9791 9793/9795	\$ 3,785,397			\$ 3,785,397
ENDING FUND BALANCE		\$ 3,317,222	\$ (60,489)	\$ -	\$ 3,256,733
COMPONENTS OF ENDING BALANCE:					
Nonspendable Amounts	9711-9719	\$ 3,400	\$ -	\$ -	\$ 3,400
Restricted Amounts	9740	\$ -	\$ -	\$ -	\$ -
Committed Amounts	9750-9760	\$ 694,990	\$ -	\$ -	\$ 694,990
Assigned Amounts	9780	\$ 295,756	\$ -	\$ -	\$ 295,756
Reserve for Economic Uncertainties	9789	\$ 650,000	\$ -	\$ -	\$ 650,000
Unassigned/Unappropriated Amount	9790	\$ 1,673,076	\$ (60,489)	\$ -	\$ 1,612,587

*Net Increase (Decrease) in Fund Balance

NOTE: 9790 amounts in Columns 1 and 4 must be positive

Sierra-Plumas Joint Unified School District

H. IMPACT OF PROPOSED AGREEMENT ON SUBSEQUENT YEARS**Unrestricted General Fund MYP**

Bargaining Unit:

Sierra Plumas Teachers Association

Object Code	2018-19	2019-20	2020-21
	Total Revised Budget After Settlement	First Subsequent Year After Settlement	Second Subsequent Year After Settlement
REVENUES			
LCFF Revenue 8010-8099	\$ 5,033,102	\$ 5,392,468	\$ 5,499,024
Federal Revenue 8100-8299	\$ 295,354	\$ 80,000	\$ 80,000
Other State Revenue 8300-8599	\$ 143,398	\$ 143,398	\$ 143,398
Other Local Revenue 8600-8799	\$ 233,784	\$ 233,784	\$ 233,784
TOTAL REVENUES	\$ 5,705,638	\$ 5,849,650	\$ 5,956,206
EXPENDITURES			
Certificated Salaries 1000-1999	\$ 1,887,606	\$ 1,950,889	\$ 2,026,406
Classified Salaries 2000-2999	\$ 811,164	\$ 822,627	\$ 832,311
Employee Benefits 3000-3999	\$ 1,210,404	\$ 1,218,472	\$ 1,239,710
Books and Supplies 4000-4999	\$ 341,017	\$ 310,014	\$ 310,014
Services, Other Operating Expenses 5000-5999	\$ 1,281,645	\$ 1,281,645	\$ 1,281,645
Capital Outlay 6000-6999	\$ 106,782	\$ 106,782	\$ 106,782
Other Outgo 7100-7299 7400-7499	\$ 104,450	\$ 104,450	\$ 104,450
Indirect/Direct Support Costs 7300-7399	\$ (4,640)	\$ (4,640)	\$ (4,640)
Other Adjustments		\$ -	\$ -
TOTAL EXPENDITURES	\$ 5,738,428	\$ 5,790,239	\$ 5,896,678
OTHER FINANCING SOURCES/USES			
Transfers In and Other Sources 8900-8979	\$ -	\$ -	\$ -
Transfers Out and Other Uses 7600-7699	\$ 78,590	\$ 78,590	\$ 78,590
Contributions 8980-8999	\$ (293,375)	\$ (310,885)	\$ (315,587)
OPERATING SURPLUS (DEFICIT)*	\$ (404,755)	\$ (330,064)	\$ (334,649)
BEGINNING FUND BALANCE 9791	\$ 3,661,488	\$ 3,256,733	\$ 2,926,669
Prior-Year Adjustments/Restatements 9793/9795	\$ -		
ENDING FUND BALANCE	\$ 3,256,733	\$ 2,926,669	\$ 2,592,020
COMPONENTS OF ENDING BALANCE:			
Nonspendable Amounts 9711-9719	\$ 3,400	\$ 3,400	\$ 3,400
Restricted Amounts 9740			
Committed Amounts 9750-9760	\$ 694,990	\$ 694,990	\$ 694,990
Assigned Amounts 9780	\$ 295,756	\$ 308,275	\$ 292,148
Reserve for Economic Uncertainties 9789	\$ 650,000	\$ 650,000	\$ 650,000
Unassigned/Unappropriated Amount 9790	\$ 1,612,587	\$ 1,270,004	\$ 951,482

*Net Increase (Decrease) in Fund Balance

NOTE: 9790 amounts must be positive

Sierra-Plumas Joint Unified School District

H. IMPACT OF PROPOSED AGREEMENT ON SUBSEQUENT YEARS**Restricted General Fund MYP**

Bargaining Unit:

Sierra Plumas Teachers Association

Object Code	2018-19	2019-20	2020-21
	Total Revised Budget After Settlement	First Subsequent Year After Settlement	Second Subsequent Year After Settlement
REVENUES			
LCFF Revenue 8010-8099	\$ -	\$ -	\$ -
Federal Revenue 8100-8299	\$ 112,148	\$ 112,148	\$ 112,148
Other State Revenue 8300-8599	\$ 175,201	\$ 175,201	\$ 175,201
Other Local Revenue 8600-8799	\$ 16,604	\$ 1,604	\$ 1,604
TOTAL REVENUES	\$ 303,953	\$ 288,953	\$ 288,953
EXPENDITURES			
Certificated Salaries 1000-1999	\$ 120,110	\$ 95,830	\$ 97,222
Classified Salaries 2000-2999	\$ 76,697	\$ 80,365	\$ 82,705
Employee Benefits 3000-3999	\$ 224,668	\$ 225,913	\$ 226,883
Books and Supplies 4000-4999	\$ 67,504	\$ 67,504	\$ 67,504
Services, Other Operating Expenses 5000-5999	\$ 73,286	\$ 73,286	\$ 73,286
Capital Outlay 6000-6999	\$ 154,332	\$ 52,300	\$ 52,300
Other Outgo 7100-7299 7400-7499	\$ -	\$ -	\$ -
Indirect/Direct Support Costs 7300-7399	\$ 4,640	\$ 4,640	\$ 4,640
Other Adjustments		\$ -	\$ -
TOTAL EXPENDITURES	\$ 721,237	\$ 599,838	\$ 604,540
OTHER FINANCING SOURCES/USES			
Transfers In and Other Sources 8900-8979	\$ -	\$ -	\$ -
Transfers Out and Other Uses 7600-7699	\$ -	\$ -	\$ -
Contributions 8980-8999	\$ 293,375	\$ 310,885	\$ 315,587
OPERATING SURPLUS (DEFICIT)*	\$ (123,909)	\$ -	\$ -
BEGINNING FUND BALANCE 9791	\$ 123,909	\$ -	\$ -
Prior-Year Adjustments/Restatements 9793/9795	\$ -		
ENDING FUND BALANCE	\$ -	\$ -	\$ -
COMPONENTS OF ENDING BALANCE:			
Nonspendable Amounts 9711-9719	\$ -	\$ -	\$ -
Restricted Amounts 9740	\$ -	\$ -	\$ -
Committed Amounts 9750-9760			
Assigned Amounts 9780			
Reserve for Economic Uncertainties 9789	\$ -	\$ -	\$ -
Unassigned/Unappropriated Amount 9790	\$ -	\$ -	\$ -

*Net Increase (Decrease) in Fund Balance

NOTE: 9790 amounts must be positive

Sierra-Plumas Joint Unified School District

H. IMPACT OF PROPOSED AGREEMENT ON SUBSEQUENT YEARS

Bargaining Unit:		Combined General Fund MYP Sierra Plumas Teachers Association		
Object Code		2018-19	2019-20	2020-21
		Total Revised Budget After Settlement	First Subsequent Year After Settlement	Second Subsequent Year After Settlement
REVENUES				
LCFF Revenue	8010-8099	\$ 5,033,102	\$ 5,392,468	\$ 5,499,024
Federal Revenue	8100-8299	\$ 407,502	\$ 192,148	\$ 192,148
Other State Revenue	8300-8599	\$ 318,599	\$ 318,599	\$ 318,599
Other Local Revenue	8600-8799	\$ 250,388	\$ 235,388	\$ 235,388
TOTAL REVENUES		\$ 6,009,591	\$ 6,138,603	\$ 6,245,159
EXPENDITURES				
Certificated Salaries	1000-1999	\$ 2,007,716	\$ 2,046,719	\$ 2,123,628
Classified Salaries	2000-2999	\$ 887,861	\$ 902,992	\$ 915,016
Employee Benefits	3000-3999	\$ 1,435,072	\$ 1,444,385	\$ 1,466,593
Books and Supplies	4000-4999	\$ 408,521	\$ 377,518	\$ 377,518
Services, Other Operating Expenses	5000-5999	\$ 1,354,931	\$ 1,354,931	\$ 1,354,931
Capital Outlay	6000-6999	\$ 261,114	\$ 159,082	\$ 159,082
Other Outgo	7100-7299 7400-7499	\$ 104,450	\$ 104,450	\$ 104,450
Indirect/Direct Support Costs	7300-7399	\$ -	\$ -	\$ -
Other Adjustments			\$ -	\$ -
TOTAL EXPENDITURES		\$ 6,459,665	\$ 6,390,077	\$ 6,501,218
OTHER FINANCING SOURCES/USES				
Transfers In and Other Sources	8900-8979	\$ -	\$ -	\$ -
Transfers Out and Other Uses	7600-7699	\$ 78,590	\$ 78,590	\$ 78,590
Contributions	8980-8999	\$ -	\$ -	\$ -
OPERATING SURPLUS (DEFICIT)*		\$ (528,664)	\$ (330,064)	\$ (334,649)
BEGINNING FUND BALANCE				
	9791	\$ 3,785,397	\$ 3,256,733	\$ 2,926,669
Prior-Year Adjustments/Restatements	9793/9795	\$ -		
ENDING FUND BALANCE		\$ 3,256,733	\$ 2,926,669	\$ 2,592,020
COMPONENTS OF ENDING BALANCE:				
Nonspendable Amounts	9711-9719	\$ 3,400	\$ 3,400	\$ 3,400
Restricted Amounts	9740	\$ -	\$ -	\$ -
Committed Amounts	9750-9760	\$ 694,990	\$ 694,990	\$ 694,990
Assigned Amounts	9780	\$ 295,756	\$ 308,275	\$ 292,148
Reserve for Economic Uncertainties	9789	\$ 650,000	\$ 650,000	\$ 650,000
Unassigned/Unappropriated Amount	9790	\$ 1,612,587	\$ 1,270,004	\$ 951,482

*Net Increase (Decrease) in Fund Balance

NOTE: 9790 amounts must be positive

Sierra-Plumas Joint Unified School District
Sierra Plumas Teachers Association

I. IMPACT OF PROPOSED AGREEMENT ON UNRESTRICTED RESERVES

1. State Reserve Standard

		2018-19	2019-20	2020-21
a.	Total Expenditures, Transfers Out, and Uses (Including Cost of Proposed Agreement)	\$ 6,538,255	\$ 6,468,667	\$ 6,579,808
b.	Less: Special Education Pass-Through Funds	\$ -	\$ -	\$ -
c.	Net Expenditures, Transfers Out, and Uses	\$ 6,538,255	\$ 6,468,667	\$ 6,579,808
d.	State Standard Minimum Reserve Percentage for this District Enter percentage →	4.00%	4.00%	4.00%
e.	State Standard Minimum Reserve Amount for this District (For districts with less than 1,001 ADA, this is the greater of Line a, times Line b, or \$50,000)	\$ 261,530	\$ 258,747	\$ 263,192

2. Budgeted Unrestricted Reserve (After Impact of Proposed Agreement)

a.	General Fund Budgeted Unrestricted Designated for Economic Uncertainties (9789)	\$ 650,000	\$ 650,000	\$ 650,000
b.	General Fund Budgeted Unrestricted Unassigned/Unappropriated Amount (9790)	\$ 1,612,587	\$ 1,270,004	\$ 951,482
c.	Special Reserve Fund (Fund 17) Budgeted Designated for Economic Uncertainties (9789)	\$ -	\$ -	\$ -
d.	Special Reserve Fund (Fund 17) Budgeted Unassigned/Unappropriated Amount (9790)	\$ -	\$ -	\$ -
e.	Total Available Reserves	\$ 2,262,587	\$ 1,920,004	\$ 1,601,482
f.	Reserve for Economic Uncertainties Percentage	34.61%	29.68%	24.34%

3. Do unrestricted reserves meet the state minimum reserve amount?

2018-19	Yes	<input checked="" type="checkbox"/>	No	<input type="checkbox"/>
2019-20	Yes	<input checked="" type="checkbox"/>	No	<input type="checkbox"/>
2020-21	Yes	<input checked="" type="checkbox"/>	No	<input type="checkbox"/>

4. If no, how do you plan to restore your reserves?

Public Disclosure of Proposed Collective Bargaining Agreement
Sierra-Plumas Joint Unified School District
Sierra Plumas Teachers Association

5. Does the Total Compensation Increase/(Decrease) on Page 1, Section A, #5 agree with the Total Increase/(Decrease) for all funds as a result of the settlement(s)? Please explain any variance.

Total Compensation Increase/(Decrease) on Page 1, Section A, #5	\$ 71,622
General Fund balance Increase/(Decrease), Page 4c, Column 2	\$ (60,489)
Adult Education Fund balance Increase/(Decrease), Page 4d, Column 2	\$ -
Child Development Fund balance Increase/(Decrease), Page 4e, Column 2	\$ -
Cafeteria Fund balance Increase/(Decrease), Page 4f, Column 2	\$ -
Other Fund balance Increase/(Decrease), Page 4g, Column 2	\$ -
Other Fund balance Increase/(Decrease), Page 4h, Column 2	\$ -
Total all fund balances Increase/(Decrease) as a result of the settlement(s)	\$ (60,489)

Variance \$ 11,133

Variance Explanation:

The District will review expenditures and make necessary adjustments to reduce/eliminate deficit spend.

6. Will this agreement create or increase deficit financing in the current or subsequent years?

"Deficit Financing" is defined to exist when a fund's expenditures and other financing uses exceed its revenues and other financing sources in a given year. If a deficit is shown below, provide an explanation and any deficit reduction plan, as necessary.

<u>General Fund Combined</u>	<u>Surplus/ (Deficit)</u>	<u>(Deficit) %</u>	<u>Deficit primarily due to:</u>
Current FY Surplus/(Deficit) before settlement(s)?	\$ (468,175)	(7.2%)	Capital Repairs to district
Current FY Surplus/(Deficit) after settlement(s)?	\$ (528,664)	(8.1%)	Capital Repairs & salary increases
1st Subsequent FY Surplus/(Deficit) after settlement(s)?	\$ (330,064)	(5.1%)	Salary increases
2nd Subsequent FY Surplus/(Deficit) after settlement(s)?	\$ (334,649)	(5.1%)	salary increases

Deficit Reduction Plan (as necessary):

The District will review expenditures and make necessary adjustments to reduce/eliminate deficit spend.

Were "Other Adjustments" amount(s) entered in the multiyear projections (pages 5a and 5b) for 1st and 2nd

7. Subsequent FY?

"Other Adjustments" could indicate that a budget reduction plan was/is being developed to address deficit spending, and to rebuild reserves. Any amount shown below must have an explanation. If additional space is needed, attach a separate sheet, or use page 9a.

<u>MYP</u>	<u>Amount</u>	<u>"Other Adjustments" Explanation</u>
1st Subsequent FY Unrestricted, Page 5a	\$ -	
1st Subsequent FY Restricted, Page 5b	\$ -	
2nd Subsequent FY Unrestricted, Page 5a	\$ -	
2nd Subsequent FY Restricted, Page 5b	\$ -	

Sierra Plumas Teachers Association

J. COMPARISON OF PROPOSED CHANGE IN TOTAL COMPENSATION TO CHANGE IN LCFF FUNDING FOR THE NEGOTIATED PERIOD

The purpose of this form is to determine if the district has entered into bargaining agreements that would result in salary increases that are expected to exceed the projected increase in LCFF funding.

(fill out columns for which there is an agreement)

	Prior Year	2018-19	2019-20	2020-21
a. LCFF Funding per ADA	11,812.00	12,431.00	12,647.00	12,731.00
b. Amount Change from Prior Year Funding per ADA		619.00	216.00	84.00
c. Percentage Change from Prior Year Funding per ADA		5.24%	1.74%	0.66%
d. Total Compensation Amount Change (from Page 1, Section A, Line 5)		71,622.00	126,208.00	111,544.00
e. Total Compensation Percentage Change (from Page 1, Section A, Line 5)		2.87%	4.91%	4.14%
f. Proposed agreement is within/exceeds change in LCFF Funding (f vs. e)		Within	Exceeds	Exceeds

K. CERTIFICATION NO. 1: CERTIFICATION OF THE DISTRICT'S ABILITY TO MEET THE COSTS OF THE COLLECTIVE BARGAINING AGREEMENT

This certification page must be signed by the district's Superintendent and Chief Business Official at the time of public disclosure and is intended to assist the district's Governing Board in determining whether the district can meet the costs incurred under the tentative Collective Bargaining Agreement in the current and subsequent years. The absence of a certification signature or if "I am unable to certify" is checked should serve as a "red flag" to the district's Governing Board.

In accordance with the requirements of Government Code Sections 3540.2 and 3547.5, the Superintendent and Chief Business Official of the Sierra-Plumas Joint Unified School District, hereby certify that the District can meet the costs incurred under this Collective Bargaining Agreement during the term of the agreement from 7/1/2018 to 6/30/2020.

Board Actions

The board actions necessary to meet the cost of the agreement in each year of its term are as follows:

Current Year

Budget Adjustment Categories:

Revenues/Other Financing Sources
 Expenditures/Other Financing Uses
 Ending Balance(s) Increase/(Decrease)

	Budget Adjustment Increase/(Decrease)
\$	-
\$	60,489
\$	(60,489)

Subsequent Years

Budget Adjustment Categories:

Revenues/Other Financing Sources
 Expenditures/Other Financing Uses
 Ending Balance(s) Increase/(Decrease)

	Budget Adjustment Increase/(Decrease)
\$	-
\$	-
\$	-

Budget Revisions

If the district does not adopt and submit within 45 days all of the revisions to its budget needed in the current year to meet the costs of the agreement at the time of the approval of the proposed collective bargaining agreement, the county superintendent of schools is required to issue a qualified or negative certification for the district on its next interim report.

Assumptions

See attached page for a list of the assumptions upon which this certification is based.

Certifications

I hereby certify I am unable to certify

[Handwritten Signature]

District Superintendent
(Signature)

2/2/19

Date

I hereby certify I am unable to certify

[Handwritten Signature]

Chief Business Official
(Signature)

2/1/19

Date

Sierra-Plumas Joint Unified School District

Sierra Plumas Teachers Association

Assumptions and Explanations (enter or attach documentation)

The assumptions upon which this certification is made are as follows:

Proposed Governor's Budget indicates that there will be a 3.46% COLA for the 2019/20 fiscal year and projected COLAs for the out years are 2.86% in 2020/21 and 2.92% in 2021/22. We are making the assumption that the Governor's budget will yield the COLA indicated or above. We are currently on an increasing trend in enrollment and anticipate that we will remain at or above current enrollment numbers.

Expenditures will be continually monitored and adjusted in order to reduce/eliminate deficit spend.

Concerns regarding affordability of agreement in subsequent years (if any):

L. CERTIFICATION NO. 2

The disclosure document must be signed by the district Superintendent at the time of public disclosure and by the President or Clerk of the Governing Board at the time of formal board action on the proposed agreement.

The information provided in this document summarizes the financial implications of the proposed agreement and is submitted to the Governing Board for public disclosure of the major provisions of the agreement (as provided in the "Public Disclosure of Proposed Collective Bargaining Agreement") in accordance with the requirements of AB 1200 and Government Code Sections 3540.2(a) and 3547.5.

Sierra-Plumas Joint Unified School District

District Name



District Superintendent

(Signature)

2/2/19

Date

Nona Griesert, Business Manager

Contact Person

(530)993-1660, x-120

Phone

After public disclosure of the major provisions contained in this summary, the Governing Board at its meeting on February 12, 2019, took action to approve the proposed agreement with the Sierra-Plumas Teachers Association Bargaining Unit(s).

President (or Clerk), Governing Board

(Signature)

Date

BUS REPLACEMENT GRANT COST REVIEW

Vendor	First Priority	Bus West	A to Z	A to Z
Manufacturer	Lion**	Thomas Built-Freightliner	Blue Bird	Blue Bird
Passengers	71	72	75	78
Range	125	120	120	120
Base Price	\$374,948	\$372,961	\$376,532	\$376,638
Options:				
On-Spot Chains	\$1,995	\$3,871	Included	Included
A/C	\$15,000	\$9,700	Included	\$20,100
Camera	\$3,200	N/A	N/A	N/A
Heater Upgrade	No Charge	\$413	N/A	N/A
Price w/Options	\$395,143	\$386,945	\$376,532	\$396,738
Tax	\$28,648	\$27,039	\$27,299	\$27,307
Shipping	\$8,500	\$0	\$0	\$0
Less NCUAQMD Grant	(\$400,000)	(\$400,000)	(\$400,000)	(\$400,000)
Cost to District per bus	\$32,291	\$13,984	\$3,831	\$24,045
Warranty	Battery: 8 yrs Body & Chassis: 5 yrs	Batteries: 8 yr Bumper to Bumper: 3 yr. Engine/Motor: 5 yr.	Unlimited: 2 yr. Body & Batteries: 5 yr	Unlimited: 2 yr. Body & Batteries: 5 yr
Notations:	Pre-heat bus interior while charging. Estimated Delivery Date: 10-12 wks after receiving PO	Estimated Delivery Date: February 1, 2021 No pre-heat of interior.	No pre-heat of interior while charging. Delivery currently 6-7 mos after receiving PO Vision = Conventional Cab style	No pre-heat of interior while charging. Delivery currently 6-7 mos after receiving PO All American = Cabover style
Charging Stations:				
Clipper Creek**	\$5,790	} Two charging stations		
BTC Power	\$17,204			
Charging Station Construction/Installation		\$14,641		

Bus Cost x2	\$64,582	\$27,968	\$7,662.40	\$48,090
Clipper Creek Charger x2	\$5,790	\$5,790	\$5,790	\$5,790
Charging Station Install	\$14,641	\$14,641	\$14,641	\$14,641
Less NCUAQMD Grant	(\$10,000)	(\$10,000)	(\$10,000)	(\$10,000)
Net Cost to District	\$75,013	\$38,399	\$18,093	\$58,521

****Recommendation**



Nona Griesert
Sierra-Plumas Joint Unified School District

Date : 1/10/19

Dear Nona Griesert:

The Lion Electric Co. - USA and Frist Priority Bus Sales would like to thank Sierra-Plumas Joint Unified School District for the opportunity to present your school with the quote for an All Electric School Bus.

The Lion Electric Co. is North America's leading electric school bus manufacturer with over 150 electric buses delivered. Since its founding in 2008, the company's mission has been to develop safe, durable, integrated solutions while providing a healthy breathing environment for children and reducing the overall carbon footprint. Actively seeking new technologies affords Lion the opportunity to provide a number of features that are unique to the industry and specifically designed with the everyday user in mind. Some of these features include:

- An 8 year battery warranty with best-in-class energy retention
- **LION C** is the only all-electric school bus that is fully integrated by an Original Equipment Manufacturer (OEM)
- LION buses have been delivering kids to school since 2014 with a very high level of safety and reliability
- LION buses are the only all-electric bus that have over 2,000,000 on-the-road miles with a proven track record of service transporting students

The Lion Electric Company believes that transitioning to all-electric vehicles will lead to major improvements in our society, environment and overall quality of life.

We look forward to partnering with Sierra-Plumas Joint Unified School District and the opportunity to deploy additional all-electric school buses in the foreseeable future.

Sincerely,

Jon Van Bogart
First Priority Bus Sales





QUOTE

Quote No. SIEJUSD-04 01102019 v4.9
 Date 1/10/2019

Customer Name Nona Griesert
 Company Sierra-Plumas Joint Unified School District
 Address 109 Beckwith Road
 City Loyalton
 State CA
 ZIP 96118
 Phone 530.993.1660 x 38
 Email ngriesert@spjUSD.org

Quote prepared by:
 Name Jon Van Bogart
 Company First Priority GreenFleet
 Phone 805.610.3671
 Email jvb@firstpriorityglobal.net

	Model	Range	Unit Price	Quantity	Total
LION C	AA3_AC	125 mi.	\$ 389,948.00	1	\$ 389,948.00
Capacity / Pass.	71				
Options - Sub-Total (See Page 2)			\$ 5,193.70		\$ 5,193.70
Tax		7.250%	\$ 28,647.77		\$ 28,647.77
Shipping estimates			\$ 8,500.00		\$ 8,500.00
NCUAQMD - Rural School Bus Pilot Program			\$ (400,000.00)		\$ (400,000.00)
*If applicable					
TOTAL				<u>1</u>	<u>\$ 32,289.47</u>

Blue Wheels & Bumpers included

Requested Delivery Date	TBD
-------------------------	-----

Customer Signature Indicating Acceptance of Quote: _____

Date: _____





QUOTE - Page 2

Quote No. SIEJUSD-04 01102019 v4.9
Date 1/10/2019

OPTIONS

Options Description	Quantity	Price
Bumpers - Blue	1	STD
Wheels - Blue	1	STD
TIRE CHAINS	1	\$ 1,995.00
PRE-WIRE - CAMERA TRACE/PULL LINES ONLY - AT REQUESTED LO	1	\$ 150.00
GATEKEEPER THREE CAMERA SYSTEM	1	\$ 3,048.70
Select Option	0	\$ -
Select Option	0	\$ -
Select Option	0	\$ -
Select Option	0	\$ -
Select Option	0	\$ -
Select Option	0	\$ -
Select Option	0	\$ -
Select Option	0	\$ -
Select Option	0	\$ -
Select Option	0	\$ -
Select Option	0	\$ -
Select Option	0	\$ -
Select Option	0	\$ -
Select Option	0	\$ -
Select Option	0	\$ -
Select Option	0	\$ -
Select Option	0	\$ -
Select Option	0	\$ -
Select Option	0	\$ -
Select Option	0	\$ -
Select Option	0	\$ -
Select Option	0	\$ -
Select Option	0	\$ -
Options Total		\$ 5,193.70

LIONC - BASE SPECIFICATIONS

CALIFORNIA TITLE 13 COMPLIANT

GROSS VEHICLE WEIGHT RATING (GVWR)	33,000 lbs.
SEAT ROWS	Up to 12 rows
PASSENGER CAPACITY	Up to 71 pass.
WHEELBASE	276 in.
LENGHT	312.75 in
BODY WIDTH	102 in.
HEADROOM	78 in.
SINGLE SPEED ELECTRIC MOTOR	UP TO 240 H.P. (230 kW)
REGENARATIVE BRAKING SYSTEM	STANDARD
BASE RANGE	125 mi. / 176 kWh
HIGH VOLTAGE BATTERIES	LG CHEM - LITHIUM-ION (NMC)
AC CHARGING	ON-BOARD CHARGER - 19.2 kW
SOUND GENERATOR	STANDARD (0-20 MPH)
12 V BATTERIES	2 X 950 CCA
BRAKE SYSTEM	HYDRAULIC DISC BRAKES
EXTERIOR LED LIGHTS	STANDARD
INTERIOR LED LIGHTS	STANDARD
ELECTRIC HORN	STANDARD
MIRRORS	REMOTE & HEATED
STOP ARM	LED STOP ARM - FMVSS
REFLECTIVE MARKINGS	PER FMVSS / CA TITLE 13
SCHOOL BUS SIGNS	CA TITLE 13
FLOOR	PLYWOOD / BLACK FLOORING
HEATING	ELECTRIC HEATING
WINDOWS	TINTED
ROOF	WHITE COMPOSITE
BODY PANELS	YELLOW COMPOSITE
RUB RAILS	BLACK STEEL
DRIVER SEAT	GREY CLOTH - WITH - ARM REST
PASSENGER SEATS	39 in. - GREY - HIGH BACKS WITH 3-PTS BELTS
TRI-KIT	STANDARD
FIRST AID KIT	STANDARD
FIRE EXTINGUISHER	STANDARD
CHILD CHECK MATE	STANDARD
CALIFORNIA TITLE 13 COMPLIANT	STANDARD



California - Available Electric Bus Configurations

#	A	Wheelbase	Body length / window sections	TOTAL LENGTH	Overhang	Seat rows	kWh	Range		Max capacity	3PTS belts	A/C System	Wheelchair lift / 1 W/C pass	Status
1	AA1	276 in.	12	473.33 in..	154.94 in.	12	88 kWh	65	2	71	✓	x	x	Available
2	AA2_No_AC	276 in.	12	473.33 in..	154.94 in.	12	132 kWh	100	3	71	✓	x	x	Available
3	AA2_AC	276 in.	12	473.33 in..	154.94 in.	12	132 kWh	100	3	71	✓	✓	x	Available
4	AA3_No_AC	276 in.	12	473.33 in..	154.94 in.	12	176 kWh	125	4	71	✓	x	x	Available
5	AA3_AC	276 in.	12	473.33 in..	154.94 in.	12	176 kWh	125	4	71	✓	✓	x	Available
6	AA4_No_AC	276 in.	12	473.33 in..	154.94 in.	10	220 kWh	100	3	60 + 1	✓	x	✓	Available
7	AA4_AC	276 in.	12	473.33 in..	154.94 in.	10	220 kWh	100	3	60 + 1	✓	✓	✓	Available
8	AA5	276 in.	12	473.33 in..	154.94 in.	9	88 kWh	65	2	54 + 2	✓	✓	✓	Available
9	AA6	276 in.	12	473.33 in..	154.94 in.	9	132 kWh	100	4	54 + 2	✓	✓	✓	Available
10	AA6_No_AC	276 in.	12	473.33 in..	154.94 in.	9	132 kWh	100	3	54 + 2	✓	x	✓	Available
11	AA7	276 in.	12	473.33 in..	154.94 in.	9	176 kWh	125	4	54 + 2	✓	✓	✓	Available
12	AA7_No_AC	276 in.	12	473.33 in..	154.94 in.	9	176 kWh	125	4	54 + 2	✓	x	✓	Available
13	AA8_No_AC	276 in.	12	473.33 in..	154.94 in.	9	176 kWh	155	5	54 + 2	✓	x	✓	Available
14	AA8_AC	276 in.	12	473.33 in..	154.94 in.	9	176 kWh	155	5	54 + 2	✓	✓	✓	Available
15	AA9_AC	276 in.	12	473.33 in..	154.94 in.	9	176 kWh	155	5	34 + 4	✓	✓	✓	Available
16	BB1	276 in.	11.5	462.33 in.	143.94 in.	11	176 kWh	125	4	65	✓	✓	N.A.	Available
17	BB2_AC	276 in.	11.5	462.33 in.	143.94 in.	11	220 kWh	155	5	65	✓	✓	N.A.	Available
18	BB2_No_AC	276 in.	11.5	462.33 in.	143.94 in.	11	220 kWh	155	5	65	✓	x	N.A.	Available
19	BB3	276 in.	11.5	462.33 in.	143.94 in.	11	220 kWh	155	5	44	✓	✓	N.A.	Available
20	CC1	254 in.	11	443.77 in.	147.38 in.	11	88 kWh	65		54 + 1	✓	✓	✓	Available
21	CC1_NoAC_V1	254 in.	11	443.77 in.	147.38 in.	11	132 kWh	100		65	✓	x	x	Available
22	CC1_NoAC_V2	254 in.	11	443.77 in.	147.38 in.	11	176 kWh	125		65	✓	x	x	Available
23	CC2_AC	254 in.	11	443.77 in.	147.38 in.	11	132 kWh	100		54 + 1	✓	✓	✓	Available
24	CC2_No_AC	254 in.	11	443.77 in.	147.38 in.	11	132 kWh	100		54 + 1	✓	x	✓	Available
25	CC3_AC	254 in.	11	443.77 in.	147.38 in.	11	176 kWh	125		54 + 1	✓	✓	✓	Available
26	CC3_No_AC	254 in.	11	443.77 in.	147.38 in.	11	176 kWh	125		54 + 1	✓	x	✓	Available

Wheelchair comment:

When wheelchair is available, please deduct 6 passengers for every additional wheel/chair passenger

Luggage Box

Luggage Box is not available on 155 mile range bus

Overhang

From center of rear axle to rear of the bus



Bid Form

October 29, 2018

Customer Order No.: SBTC 06974

Honorable Board of Trustees
Sierra County Office of Education Sierra-Plumas Joint Unified School District
109 Beckwith Road
Loyalton, CA 96118

BusWest respectfully submits for your consideration our bid to supply 1 complete 72 pax passenger school bus as follows:

Chassis Make: Freightliner	Model: B2 106	Model Year: 2020
Wheelbase: 279"	Engine: Electric Vehicle	Horsepower:
Body Make: Thomas	Model: Saf-T-Liner C2	Capacity: 72 pax

Transmission:

Delivery Date: February 1st, 2021

Subject to Prior Sale: No

Cash Purchase Price (each):	\$ 372,885.00
Doc Fee:	\$ 65.00
Sales Tax @: 7.250%	\$ 27,038.88
CA. Tire Tax: \$1.75 ea. tire	\$ 10.50

Total	\$ 399,999.38
--------------	----------------------

We have examined the detailed minimum specifications established by the school board and guarantee this bid to be in accordance thereto. Above price includes all dealer prep., pre-delivery service, necessary lettering, F.O.B. school district and documentation fee.

Tania Kaylor, Sales Representative

Quote is good for thirty (30) days

Quote No.: 349081

Carson – Main Headquarters
21107 South Chico St. Carson, CA. 90745
Sales Toll Free: (800) 458-9199 Main: (310) 984-3900 Fax: (310) 984 -3996
Parts Toll Free: (866) 707-7800 Fax: (310) 984-3994
www.buswest.com

Sacramento
210 North East St., Woodland, CA. 95776
Main: (424) 210-3020
Fresno
4337 North Goldenstate Ste#101, Fresno, CA 93609
Main: (559) 277-0118



Acct Manager: Gabe Hightman
Cell: (408) 688-4774
Fax: (951) 781-9806
Email: ghightman@a-zbus.com

Vehicle Quotation

18108

3418 52nd Ave. Sacramento CA 95823
 (800) 458-6363
www.A-ZBus.com

January 8, 2019

Company: Sierra-Plumas Joint Unified
 School District
Mailing Address: PO Box 157
 Sierraville, CA 96126-0157

Attn: Stan Hardeman
Phone: (530) 994-1044 **Fax:**
Email: shardeman@spjUSD.org

Model: Blue Bird BBCV 3310
Quantity: 1
GVWR: 33,000
Eng: Electric
Fuel Type: Electric
Capacity: 75 Amb 0 WC 0 CRS 0 VAR WC

Model Year: 2019
Wheel Base: 273"
Trans:
Susp: Spring/Air
Brakes: Air Disc
AC: Yes
Uph: Blue

<p>Base</p> <p>1 Blue Bird BBCV3310S, 273" wheelbase</p> <p>Body, Accessories</p> <p>1 CONSOLE MOUNT,ARM REST 1 CONTAINER, TRASH,DRIVERS 1 DASH,GLOVE BOX 1 HOLDER,CUP</p> <p>Body, Air Conditioning</p> <p>1 A/C PREP, ROOF TOP, ELECTRIC BUS</p> <p>Body, Compartments</p> <p>1 BATTERY COMPARTMENT,ROLLER TRAY,CHAS MTD 1 COMPARTMENT,STORAGE,OVERHEAD,LOCKNG 1 EMERGENCY EQUIPMENT CMPT,UPR FRONT 1 LATCH,LOCKABLE,ACCESS DOOR 1 LATCH,LOCKING,DOOR BATTERY CMPT</p> <p>Body, Construction</p> <p>1 BODY CONSTRUCTION FM/CMVSS 221</p> <p>Body, Doors</p> <p>1 BUZZER,L/H SIDE EMERG DOOR 1 BUZZER,REAR EMERG DOOR 1 COVER FOR EMERGENCY DOOR SWITCH 1 DOOR CONTROL,AIR PWR,MOM SW,2-POS 1 DOOR,EMERGENCY,REAR,2 WINDOW 1 DOOR,ENTRANCE,OUTWARD OPENING 1 EMERGENCY DOOR LS 28IN 1 GLASS,ENT DR,LOWER,TINT,LAM 1 GLASS,ENT DR,UPPER,TINT,LAM 1 GLASS,SIDE EMER DR,DK TINT,TEMP 1 LOCK,SECURITY,ENT DOOR 1 RETAINER SIDE EMERG DOOR LH 1 SLIDING BOLT VANDAL LOCK - SED</p>	<p>1 VANDAL LOCK - REAR EMERGENCY DOOR 1 YELLOW ENTRANCE DOOR</p> <p>Body, Fans</p> <p>1 Fan, Auxiliary, Upper Left 6" Provides 6" auxiliary fan mounted to wire molding above driver's window. 1 FAN,AUXILIARY,UPPER CENTER,6"</p> <p>Body, Floor</p> <p>1 COVERING,FLOOR,RUBBER,BLACK 1 PLYWOOD FLOOR 1/2IN THICK 1 PLYWOOD FLOOR SCREWED DOWN 1 STEEL FLOOR TRIM 1 TRIM,AISLE,ALUMINUM 1 WEAR PLATE,ENT DR,RUBBER,WHITE NOSE</p> <p>Body, Headroom</p> <p>1 77 IN HEADROOM CONVENTIONAL</p> <p>Body, Heaters</p> <p>1 HEATER,50K,LH,REAR,F/M 1 HOSE,HTR,EPDM,W/CT CLAMPS 1 PUMP,HEATER WATER</p> <p>Body, Insulation</p> <p>1 ACOUSTIC HEADLINING FULL LENGTH 1 INSULATED DRIVERS AREA,FIREWALL 1 INSULATION,BODY,FIBERGLASS,ADDITIONAL 1 INSULATION,BODY,POLYESTER/FIBERGLASS 1 INSULATION,ENTRANCE DOOR HEADER 1 STEP,COWL,FOLDING</p> <p>Body, Lettering/Decals</p> <p>1 'STOP WHEN RED LIGHTS FLASH' 1 EMERGENCY DOOR ARROWS 2 LETTERING,EMERGENCY EXIT,ABOVE EXIT 2 LETTERING,EMERGENCY,EXTERIOR,VINYL,BLAC</p>
--	---

K
 2 LETTERING,EMERGENCY,INTERIOR,VINYL,BLACK
 1 LETTERING,SCHOOL BUS" 8"/1" STROKE"

1 SPEAKER,DLX,8 SPKR SYS W/WIRING
 1 WIRING,VIDEO MONITORING SYSTEM
 1 WRG,2-WAY RADIO,CTR DASH MNT(07829)

Body, Lights

1 CONTROL,STROBE,INDICATOR,WHITE
 1 CONTROL,STROBE,S/CONT,W/PILOT
 1 DAYTIME RUN LGTS,W/ P/BRAKE DEACTIVATE
 1 DOME,2 ROW/2 SWITCHES,F & R,CONFIG
 1 FLASHER,W/L SYSTEM,I-O CONTROLS
 1 HOODS,WARNING LIGHTS,INDIVIDUAL
 1 INDICATOR,W/L SYSTEM,AMBER/RED
 1 LGTS,DIR,FRT AMBER,FENDER MNT,LED
 1 LIGHT,2 DOME,DRIVERS,LED,SEPARATE SW
 1 LIGHT,4 BACKUP LED VANDAL RESIST
 1 LIGHT,4 LED STOP/TAIL VANDAL RESIST"
 1 LIGHT,7 STOP/TAIL LED
 1 LIGHT,BOARDING,ENTRANCE DOOR,LED
 1 LIGHT,PILOT,EXIT
 1 LIGHT,STEPWELL,LED
 1 LIGHT,STROBE,SELF-CONT,LED,CLEAR
 1 LIGHT,SWITCH PANEL,ADDITIONAL CTRL
 1 LIGHTS,CL/MK,LED,2 AMBER,2 RED
 1 LIGHTS,DIR/MKR,SIDE,LED,FRT,BELT
 1 LIGHTS,DIR/MKR,SIDE,LED,REAR,BELT
 1 LIGHTS,DIRECTIONALS,RR,AMBER LED
 1 LIGHTS,DOME,120 LUMENS,LED
 1 LIGHTS,ID,GROMMET MOUNT,LED
 1 LIGHTS,MKR,LED,INTERMEDIATE
 1 LIGHTS,WARN,LED,8-LGT,AMB/RED
 1 LOCATION,STROBE,4 FEET FROM REAR OF
 1 ROOF
 1 PRE-TRIP EXTERIOR LIGHT TEST
 1 SEQUENCE,W/L SYSTEM,NON-SEQUENTIAL
 1 SYSTEM,WARN,8-LGT,N/SEQ
 1 WIRING,DIR,SIDE,FRONT,BELTLINE
 1 WIRING,DIR,SIDE,REAR,BELTLINE

Body, Mirrors

1 CAMERA,SYSTEM,BACK UP VIEW
 1 HEATED MIRROR,EXT,W/REM CTRL
 1 MIRROR,CROSSVIEW,EYE-MAX LP
 1 MIRROR,EXT,OPEN VIEW,ES SPLIT SYSTEM
 1 MIRROR,REARVIEW,INT 6X30,W/MONITOR
 1 VISOR,ACRYLIC,LEFT SIDE,ADJUST,OPAQUE

Body, Mud flaps

1 FENDERS REAR RUBBER
 1 FLAPS FRONT RUBBER
 1 FLAPS REAR WITH BB LOGO
 1 FLAPS,FRONT OF REAR WHEELS
 1 REAR MUDFLAP EXTENSION

Body, Paint

1 DISC WHLS PTD BOTH SIDES YELLOW
 1 EXTERIOR SOLID NSBY
 1 LOGO,BIRD ONLY,VINYL,BLACK
 1 PAINT DESIGN,BRIGHT WHITE ROOF,12.5 IN
 1 PAINT, INTERIOR, ASTRO WHITE
 1 PAINT,BACKGRND,WARN LGT,BASE COLOR
 1 PAINT,CHASSIS,GRILLE,YELLOW,BBCV
 1 PAINT,RUBRAILS ONLY,FULL WIDTH BLACK

Body, Radio

1 RADIO,AM/FM/USB/MP3 W/PA
 1 REMOTE MIC,DRIVER CONTROLLED

Body, Reflectors

1 3 REFLECT FRONT INT & REAR 3M DIA GRADE
 2 VINYL,REFL,ROOF HATCH,WHITE,3M
 1 VINYL,REFL,RR EMER DR YELLOW,3M
 1 VINYL,REFL,SD EMER DR YELLOW,3M

Body, Rub rails

1 END CAP,RUB RAIL,STAMPED STEEL

Body, Safety Equipment

1 CIRCUITS,SPARE,BODY HARN,TWO,14 GA
 1 FAK,CALIFORNIA,METAL CASE
 1 FE 5 LB DRY W/HOSE (DRIVERS CPT)
 1 HOLDER,CERTIFICATE,7-5/8 X 9-1/4
 1 PACKAGE,STATE,CALIFORNIA
 1 TRIANGULAR WARNING DEVICE FLOOR

Body, Seats

1 ARMREST,RH,DRIVER,SEAT,NATIONAL
 2 BARRIER, 39 INCH HIGH BACK
 25 CUSHION,SEAT,STANDARD,REBOND FOAM
 1 D/SEAT,NATIONAL,PREM,AIR,MORD,CHAR
 25 MODULE,CUSHION,ASSY,TILT W/FLEX MAT,SEAT
 25 MODULE,SEAT,CEW,COLOR,BLUE
 1 PANEL,MODESTY,BARRIER,DRIVER,LH
 1 PANEL,MODESTY,BARRIER,ENT DOOR
 1 S/BELT,DRV,3PT,SGL RET,BUZ/WRN LT, ORANGE
 22 SEAT,39,CONVERT, 3-PT BELT
 2 SEAT,39,CONVERT,3-PT BELT, FULL FM
 1 SEAT,39,CONVERT,FLIP,3-PT BELT
 2 UPH,FIRE BLOCK,BLUE,BARRIER

Body, Side Panels

1 GALVALUME I/S PNL,FULL HEM,TEXTURIZED
 1 PANEL,SIDE,16 GA,25 3/4 SKIRT

Body, Step

1 FORWARD GRABRAIL
 1 HANDRAIL,ENT DR,BARRIER 3.25 - 5.25
 1 MARKER LGT CONTROL,STEPWELL LGT
 1 RETAINER REAR EMERG DOOR
 1 STEPTREADS,ENT DR,N/ABR,WHITE NOSING
 1 STEPWELL, GALVANIZED
 1 STEPWELL, NATL STDS,1990

Body, Stop Arms

1 LOCATION,STOP ARM,REAR
 1 STOP ARM,ELEC,LED,HI-IN,CLUSTER
 1 WIRING,S/ARM,ELECT W/INDEP FLSHR

Body, Switches

1 ACCESSORY POWER SOCKET W/CAP
 1 CIRCUIT PROTECTION,AUX,BATT CONTROLLED
 1 CIRCUIT PROTECTION,AUX,IGN CONTROLLED
 1 CIRCUIT PROTECTION,BREAKERS,MANUAL
 1 RESET
 1 CONTROLS,CONFIG,W/L,OPT #3,8-LGT,LH
 1 DOOR SWITCH,STEPWELL LIGHT
 1 HORN,BACKING SAFETY,112 DB
 1 LIGHTS,PILOT,W/L SYSTEM,LOC,LH
 1 POWER,BAT CONTROL,CLER/CSTR/ID LGTS

- 1 POWER,BAT CONTROL,DOME LIGHTS
- 1 POWER,BAT CONTROL,ENTRANCE DOOR
- 1 POWER,BAT CONTROL,WARNING LIGHTS
- 1 SWITCH,DOOR CONTROL,LOC,LH
- 1 SWITCH,EMERGENCY OVERRIDE
- 1 SWITCH,NOISE SUPPRESSION,LATCHING
- 1 SWITCH,W/L MASTER,LOC,LH
- 1 SWITCH,W/L START,LOC,LH
- 1 SWITCH,W/L START,MANUAL
- 1 SWITCH,W/L,EM OVERRIDE,LOC,LH
- 1 SWITCH,W/L,MASTER,GREEN PILOT
- 1 WIRING,W/L SYSTEM,14 GA

Body, Vents

- 2 DELETE,ROOF HATCH BUZZER
- 2 VENT,SPECIALTY,PROLO

Body, Windows

- 1 GLASS,REAR VISION,DK TINT,TEMP
- 1 GLASS,RR EMER DR UPR,DK TINT,TEMP
- 1 GLASS,RR EMER DR,LWR,DK TINT,TEMP
- 1 WDO ASSY,DRVR,GREEN TINT,LAM,BLK
- 23 WINDOW,S/S,12 TEMP TINT BLK

Body, Windshield / Accessories

- 1 4 PC FLAT SHADED W/S
- 1 GRIP HANDLES

Chassis, Accessories

- 1 DECLINE,ELECTRONIC STABILITY CONTROL

Chassis, Axles

- 1 AXLE,REAR,23K LBS,5.29
- 1 AXLE,STEER,HENDRICKSON NXT,12000 LB
- 1 LUBRICATION,OIL,PETROLEUM,AXLE
- 1 SUSPENSION,AIR,REAR,HENDRICKSON,23.5K
- 1 SUSPENSION,SPRG,FRT,SOFTEK 10000

Chassis, Batteries And Accessories

- 1 BATTERY,AUXILIARY,GROUP 31,ONE,700 CCA
- 1 SWITCH,BATTERY DISCONNECT

Chassis, Brakes

- 1 BRAKES,AIR DISC,BENDIX

- 1 BRAKES,ANTI-LOCK(ABS),AIR
- 1 DRYER,AIR,BENDIX AD-IP
- 1 PEDALS,ADJUSTABLE

Chassis, Bumper

- 1 BUMPER,FRONT,STEEL 15IN
- 1 BUMPER,REAR,STEEL

Chassis, Controls

- 1 COLUMN,STEER,TILT/TELESCOPE,DOUG AUTOTEC
- 1 SWITCH,IGNITION,KEYED ALIKE

Chassis, Cooling System

- 1 HOSE,COOL,RUBBER,PREM,W/CONST TENS CLMP

Chassis, Engines / Transmissions

- 1 BATTERY SYSTEM,DRIVE MOTOR,150 KW
- 1 DELETE CRUISE CONTROL
- 1 GOVERNOR,ROAD SPEED,65 MPH
- 1 MOTOR,DRIVE, TM4,260HP@2176LB-FT

Chassis, Fuel System

- 1 FUEL TANK DOOR,SPRING LOADED

Chassis, Instruments

- 1 GAUGE,SPEEDOMETER, MILES

Chassis, Tires and Wheels

- 1 BALANCE FRONT WHEELS
- 1 TIRE,COOPER,11R22.5,LRG,RHA
- 1 WHEEL WEIGHTS, ZINC
- 1 WHEELS,STEEL,8.25X22.5 DSC,HUB-PILO

Chassis, Tow Hooks

- 1 TOW HOOKS, FRONT

Warranty, Extended

- 1 WARRANTY, BRONZE 2/10

Distributor Options

- 1 Lettering
- 1 Hand held stop sign & holder
- 1 FE/FAK/Decals - CA spec
- 1 Child check EP1 safety system - Meeting CA specs
- 1 Electric air drains located in driver's compartment
- 1 Fog lights in front bumper
- 1 BB Roof mount In-Line AC system
- 1 On Spot Tire Chains

Unit Price:	\$376,532.20
Taxable Amount:	\$376,532.20
7.250 % Sales Tax Total:	\$27,298.58
License:	N/A
Total Per Bus w/tax included:	\$403,830.78
Grant Per Bus:	
Trade In Per Bus:	
Deposit Per Bus:	
Revised Total after discounts:	\$403,830.78
Extended Amount for 1 Unit(s):	\$403,830.78
Deduction Extended Amount for 1 Unit(s):	\$0.00
Grand Total:	\$403,830.78

Signature: _____

Name: _____

Title: _____

Date: _____

By:

Gabe Hightman

A-Z Bus Sales, Inc.

All pricing valid for 30 days, or availability of stock units at time of purchase order. Prices quoted herein are based upon Federal, State, and Local Laws and Regulations governing truck equipment and performance levels in effect as of the date hereof. Buyer will pay for any equipment or performance changes, modifications, or additions required by any changes in such laws or regulations subsequent to the date hereof at the increased cost to Seller.

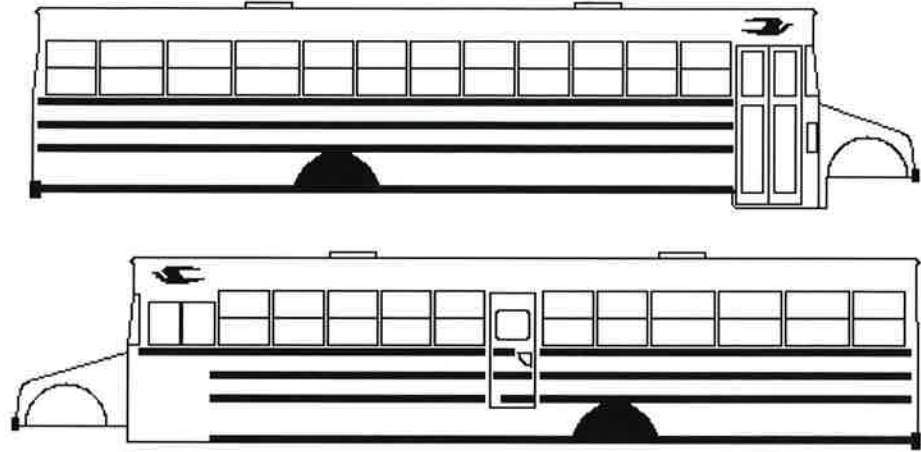
***Notice of Intent to Purchase:**

By signing this vehicle quotation above, it signifies the intent of Sierra-Plumas Joint Unified School District to purchase the vehicle(s) as listed on this document, from A-Z Bus Sales, Inc. This purchase is based on this Vehicle quotation and is subject to approval by our School Board at their _____ (date) Board meeting. _____ (Initial Here)

Quote Id: 169067


Body Plan / Seat Plan Information

Body Plan: 5012725



Seat Plan: 23553

SP: 23553 BBCV 3310, 75 CAP



Quote Id: 169067

Seat Plan Spacing Chart



BLUE BIRD BODY COMPANY

EXECUTIVE ORDER A-050-0031
New On-Road Heavy-Duty Motor Vehicles

Pursuant to the authority vested in California Air Resources Board by Health and Safety Code Division 26, Part 5, Chapter 2; and pursuant to the authority vested in the undersigned by Health and Safety Code Sections 39515 and 39516 and Executive Order G-14-012;

IT IS ORDERED AND RESOLVED: The following on-road motor vehicles with a manufacturer's GVWR over 14000 pounds are certified as described below. Production vehicles shall be in all material respects the same as those for which certification is granted.

MODEL YEAR	VEHICLE FAMILY NAME	EPA CERTIFICATE OF CONFORMITY	VEHICLE TYPE & SUB-CATEGORY	VEHICLE MAKE & MODELS
2019	KBBB2VOCVEMD	KBBB2VOCVEMD-001	Vocational	All American, Vision (Heavy-Duty All-Electric Vehicle)

The following is the Greenhouse Gas Exhaust Emission Standards (STD) or Family Emission Limit(s) (FEL) in g/ton-mile as applicable under 17 CCR 95663:

GVWR (pounds)	CO ₂ (In g/ton-mile)		
	STD	Highest Projected FEL	Lowest Projected FEL
19,500 < GVWR ≤ 33,000	225	0	0

BE IT FURTHER RESOLVED: For the listed vehicle family the manufacturer has submitted separate FEL numbers for each subfamily of heavy-duty vehicles produced and delivered for sale in California and all values used in any averaging, banking, or trading (ABT) program as applicable to demonstrate certification compliance with Section 1037.101.3(3) of the California Greenhouse Gas Exhaust Emission Standards and Test Procedures for 2014 and Subsequent Model Heavy-Duty Vehicles (HDV Test Procedures) adopted Oct. 21, 2014.

BE IT FURTHER RESOLVED: The manufacturer has elected to demonstrate compliance with the Greenhouse Gas Emission Standards as specified in Title 17 CCR 95663 and the incorporated "California Greenhouse Gas Exhaust Emission Standards and Test Procedures for 2014 and Subsequent Model Heavy-Duty Vehicles" (HDV Test Procedures) adopted Oct. 21, 2014 by demonstrating compliance with the 2014 MY National Heavy-Duty Engine and Vehicle Greenhouse Gas Program as specified in Section 1037.101.3 of the HDV Test Procedures. The manufacturer has submitted the required information and therefore has met the criteria necessary to receive a California Executive Order based on the Environmental Protection Agency's Certificate of Conformity for the above listed vehicle family.

Vehicles certified under this Executive Order must conform to all applicable California emission regulations.

The Bureau of Automotive Repair will be notified by copy of this Executive Order.

Executed at El Monte, California on this 1st day of August 2018.


Annette Hebert, Chief
Emissions Compliance, Automotive Regulations and Science Division



Acct Manager: Gabe Hightman
Cell: (408) 688-4774
Fax: (951) 781-9806
Email: ghightman@a-zbus.com

Vehicle Quotation

18107

3418 52nd Ave. Sacramento CA 95823
 (800) 458-6363
www.A-ZBus.com

January 8, 2019

Company: Sierra-Plumas Joint Unified
 School District
Mailing Address: PO Box 157
 Sierraville, CA 96126-0157

Attn: Stan Hardeman
Phone: (530) 994-1044 **Fax:**
Email: shardeman@spjUSD.org

Model: Blue Bird T3RE 3904
Quantity: 1
GVWR: 36,200
Eng: Electric
Fuel Type: Electric
Capacity: 78 Amb 0 WC 0 CRS 0 VAR WC

Model Year: 2019
Wheel Base: 259"
Trans:
Susp: Spring/Air
Brakes: Air Disc
AC: No
Uph: Blue

Body, Accessories

- 1 AIR HORN, MOUNTED UNDER FLOOR
- 1 CONSOLE MOUNT, ARM REST
- 1 HOLDER, CUP
- 1 HORN, BACKING SAFETY, 112 DB

Body, Air Conditioning

- 1 A/C PREP, ROOF TOP, ELECTRIC BUS

Body, Compartments

- 1 BATTERY COMPARTMENT, ROLLER TRAY, CHAS MTD
- 1 COMPARTMENT, STORAGE, OVERHEAD, LOCKING LATCH, LOCKING, DOOR BATTERY CMPT

Body, Construction

- 1 BODY CONSTRUCTION FM/CMVSS 221
- 1 STEPWELL PROTECTION
- 1 STEPWELL, GALVANIZED

Body, Doors

- 1 BUZZER, L/H SIDE EMERG DOOR
- 1 DOOR CONTROL, AIR PWR, MOM SW, 2-POS
- 1 DOOR, ENGINE CMPT, SOLID
- 1 DOOR, ENT, OUTWARD OPENING W/AIR ACTUATOR
- 1 EMERGENCY DOOR LS 28IN
- 1 HANDRAIL, ENT DR, BARRIER 3.25 - 5.25
- 1 LATCHES, LOCKABLE, ACCESS DOORS
- 1 LIGHT, PILOT, EXIT
- 1 LOCK, SECURITY, ENT DOOR
- 1 RETAINER SIDE EMERG DOOR LH
- 1 SLIDING BOLT VANDAL LOCK - SED
- 1 SPRING, GAS, NON-LOCKING
- 1 VANDAL LOCK - REAR EMERGENCY WINDOW
- 1 YELLOW ENTRANCE DOOR

Body, Electrical

- 1 CIRCUIT PROTECTION, BREAKERS, MANUAL RESET
- 1 CIRCUITS, SPARE, BODY HARN, TWO, 14 GA
- 1 POWER, BAT CONTROL, CLER/CSTR/ID LGTS
- 1 POWER, BAT CONTROL, DOME LIGHTS
- 1 POWER, BAT CONTROL, ENTRANCE DOOR
- 1 POWER, BAT CONTROL, WARNING LIGHTS
- 1 WIRING, VIDEO MONITORING SYSTEM

Body, Fans

- 1 FAN, AUXILIARY, UPPER CENTER, 6"
- 1 FAN, AUXILIARY, UPPER LEFT, 6"

Body, Floor

- 1 COVERING, FLOOR, RUBBER, BLACK
- 1 PLYWOOD FLOOR 1/2IN THICK
- 1 PLYWOOD FLOOR SCREWED DOWN
- 1 STEEL FLOOR TRIM
- 1 STEPTREADS, ENT DR, N/ABR, WHITE NOSING
- 1 TRIM, AISLE, ALUMINUM
- 1 WEAR PLATE, ENT DR, RUBBER, WHITE NOSE

Body, Headroom

- 1 77IN HEADROOM REAR ENGINE

Body, Heaters

- 1 HEATER, 12K, DRIVERS
- 1 HEATER, 50K, LH, REAR, F/M
- 1 HOSE, HTR, EPDM, W/CT CLAMPS
- 1 PUMP, HEATER WATER

Body, Insulation

- 1 ACOUSTIC HEADLINING FULL LENGTH
- 1 INSULATED DRIVERS AREA
- 1 INSULATION, BODY, FIBERGLASS, ADDITIONAL
- 1 INSULATION, BODY, POLYESTER/FIBERGLASS

- 1 INSULATION,ENTRANCE DOOR HEADER
- Body, Lettering/Decals**
- 1 'STOP WHEN RED LIGHTS FLASH'
 - 1 EMERGENCY DOOR ARROWS
 - 1 LETTERING,"SCHOOL BUS" 8"/1" STROKE
 - 4 LETTERING,EMERGENCY EXIT,ABOVE EXIT
 - 4 LETTERING,EMERGENCY,EXTERIOR,VINYL,BLAC K
 - 4 LETTERING,EMERGENCY,INTERIOR,VINYL,BLACK

- Body, Lights**
- 1 CONTROL,STROBE,S/CONT,W/PILOT
 - 1 DAYTIME RUN LGTS,W/ P/BRAKE DEACTIVATE
 - 1 DOME,2 ROW/2 SWITCHES,F & R,CONFIG
 - 1 DOOR SWITCH,STEPWELL LIGHT
 - 1 LAMPS,HAZARD,2-AMBER,6IN,ENG CMPT
 - 1 LIGHT,2 DOME,DRIVERS,LED,SEPARATE SW
 - 1 LIGHT,4" BACKUP,LED,VANDAL RESIST
 - 1 LIGHT,4" LED,STOP/TAIL,VANDAL RESIST
 - 1 LIGHT,7" STOP/TAIL,LED
 - 1 LIGHT,STEPWELL,LED,ADA
 - 1 LIGHT,STROBE,SELF-CONT,LED,CLEAR
 - 1 LIGHTS,CL/MK,LED,2 AMBER,2 RED
 - 1 LIGHTS,DIR,FRONT AMBER LED
 - 1 LIGHTS,DIR/MKR,SIDE,LED,FRT,BELT
 - 1 LIGHTS,DIR/MKR,SIDE,LED,REAR,BELT
 - 1 LIGHTS,DIRECTIONALS,RR,AMBER LED
 - 1 LIGHTS,DOME,120 LUMENS,LED
 - 1 LIGHTS,ID,GROMMET MOUNT,LED
 - 1 LIGHTS,MKR,LED,INTERMEDIATE
 - 1 LIGHTS,WARN,LED,8-LGT,AMB/RED
 - 1 LOCATION,STROBE,4 FEET FROM REAR OF ROOF
 - 1 MARKER LGT CONTROL,STEPWELL LGT
 - 1 PILOT,STROBE LIGHT,ADDITIONAL INDICATION
 - 1 WIRING,DIR,SIDE,FRONT,BELTLINE
 - 1 WIRING,DIR,SIDE,REAR,BELTLINE

- Body, Mirrors**
- 1 CAMERA,SYSTEM,BACK UP VIEW
 - 1 HEATED MIRROR,EXT,15 MIN TIMER
 - 1 MIRROR,CROSSVIEW,EYE-MAX LP
 - 1 MIRROR,EXT,OPEN VIEW,ES SPLIT SYSTEM
 - 1 MIRROR,REARVIEW,INT 6X30,W/MONITOR
 - 1 MIRROR,REARVIEW,REMOTE CONTROL

- Body, Mud flaps**
- 1 FENDERS FRONT RUBBER
 - 1 FENDERS REAR RUBBER
 - 1 FLAPS FRONT, FULL LENGTH
 - 1 FLAPS REAR WITH BB LOGO
 - 1 FLAPS,FRONT OF REAR WHEELS
 - 1 REAR MUDFLAP EXTENSION

- Body, Paint**
- 1 DISC WHLS PTD BOTH SIDES YELLOW
 - 1 EXTERIOR SOLID NSBY
 - 1 LOGO,BIRD ONLY,VINYL,BLACK
 - 1 PAINT DESIGN,BRIGHT WHITE ROOF,12.5 IN
 - 1 PAINT, INTERIOR, ASTRO WHITE
 - 1 PAINT,BACKGRND,WARN LGT,BASE COLOR
 - 1 PAINT,RUBRAILS ONLY,FULL WIDTH BLACK

- Body, Radio**
- 1 RADIO,AM/FM/USB/MP3 W/PA

- 1 SPEAKER,DLX,8 SPKR SYS W/WIRING
- 1 SPEAKER,O/S,UND FLR,W/WIRING
- 1 WRG,2-WAY RADIO,CTR DASH MNT(07829)

- Body, Reflectors**
- 1 3" REFLECT,FRONT,INT & REAR,3M DIA GRADE
 - 2 VINYL,REFL,P/O WINDOW YELLOW,3M
 - 2 VINYL,REFL,ROOF HATCH,WHITE,3M
 - 1 VINYL,REFL,RR EMER WDW YELLOW,3M
 - 1 VINYL,REFL,SD EMER DR YELLOW,3M

- Body, Rub rails**
- 1 END CAP,RUB RAIL,STAMPED STEEL

- Body, Safety Equipment**
- 1 FAK,CALIFORNIA,METAL CASE
 - 1 FE 5 LB DRY W/HOSE (DRIVERS CPT)
 - 1 HOLDER,CERTIFICATE,7-5/8 X 9-1/4
 - 1 PACKAGE,STATE,CALIFORNIA
 - 1 TRIANGULAR WARNING DEVICE FLOOR

- Body, Seats**
- 1 ARMREST,RH,DRIVER,SEAT,NATIONAL
 - 2 BARRIER, 39 INCH HIGH BACK
 - 24 CUSHION,SEAT, STANDARD, REBOND FOAM
 - 1 D/SEAT,NATIONAL,PREM,AIR,MORD,CHAR
 - 24 MODULE, CUSHION, ASSY, TILT W/FLEX MAT, SEAT
 - 26 MODULE,SEAT,CEW,COLOR,BLUE
 - 1 PANEL,MODESTY,BARRIER,DRIVER,LH
 - 1 PANEL,MODESTY,BARRIER,ENT DOOR
 - 1 S/BELT,DRV,3PT,SGL RET,BUZ/WRN LT, ORANGE
 - 2 SEAT, 39, 3-PT BELT, DAVENPORT
 - 22 SEAT, 39, CONVERT, 3-PT BELT
 - 1 SEAT, 39, CONVERT, FLIP, 3-PT BELT
 - 1 SEAT,39,CONVERT,3-PT BELT, FULL FM
 - 2 UPH,FIRE BLOCK,BLUE,BARRIER

- Body, Side Panels**
- 1 GALVALUME I/S PNL,FULL HEM, TEXTURIZED
 - 1 PANEL,SIDE,16 GA,25 3/4 SKIRT

- Body, Step**
- 1 FORWARD GRABRAIL

- Body, Stop Arms**
- 1 LOCATION,STOP ARM,REAR
 - 1 STOP ARM,ELEC,LED,HI-IN,CLUSTER
 - 1 WIRING,S/ARM,ELECT W/INDEP FLSHR

- Body, Sun Visor**
- 1 VISOR,ACRYLIC,LEFT SIDE,ADJUST,OPAQUE

- Body, Switches**
- 1 SWITCH,NOISE SUPPRESSION,LATCHING

- Body, Vents**
- 2 DELETE,ROOF HATCH BUZZER
 - 2 VENT,SPECIALTY,PROLO

- Body, Warning Systems**
- 1 CONTROLS,CONFIG,W/L,OPT #4,8-LGT,RH
 - 1 HOODS,WARNING LIGHTS,INDIVIDUAL
 - 1 INDICATOR,W/L SYSTEM,AMBER/RED
 - 1 LIGHTS,PILOT,W/L SYSTEM,LOC,RH

- 1 SEQUENCE,W/L SYSTEM,NON-SEQUENTIAL
- 1 SWITCH,DOOR CONTROL,LOC,RH
- 1 SWITCH,EMERGENCY OVERRIDE
- 1 SWITCH,W/L MASTER,LOC,RH
- 1 SWITCH,W/L START,LOC,RH
- 1 SWITCH,W/L START,MANUAL
- 1 SWITCH,W/L,EM OVERRIDE,LOC,RH
- 1 SWITCH,W/L,MASTER,GREEN PILOT
- 1 SYSTEM,WARN,8-LGT,N/SEQ
- 1 WIRING,W/L SYSTEM,14 GA

Body, Windows

- 1 BUZZER,MID SEC,P/O WINDOW
- 1 BUZZER,REAR EMERG WINDOW
- 1 GLASS,ENT DR,LOWER,TINT,LAM
- 1 GLASS,ENT DR,UPPER,TINT,LAM
- 1 GLASS,SIDE EMER DR,DK TINT,TEMP
- 1 WDO ASSY,DRVR,GREEN TINT,LAM,BLK
- 1 WINDOW,REAR EMERG,DK TINT,TEMP
- 1 WINDOW,REAR EMERGENCY
- 23 WINDOW,S/S,12",TEMP,TINT,BLK
- 2 WINDOW,S/S,P/O,12",TEMP,TINT,BLK
- 2 WIRING,P/O WINDOW,DRS BUZ ONLY

Body, Windshield / Accessories

- 1 2 PC CURVED TINTED W/S

Body-Base

- 1 ALL AMERICAN

Chassis, Axles

- 1 AXLE,REAR,23K LBS,5.29
- 1 AXLE,STEER,HENDRICKSON NXT,14600 LBS
- 1 LUBRICATION,OIL,PETROLEUM,AXLE
- 1 SPACER,SPRNG,2IN,FRONT SUSP
- 1 SUSPENSION,AIR,REAR,HENDRICKSON,23K
- 1 SUSPENSION,SPRG,FRT,SOFTEK,14600

Chassis, Batteries And Accessories

- 1 ACCESSORY POWER SOCKET W/CAP,BATTERY
- 1 BATTERY,AUXILIARY,GROUP 31,ONE,700 CCA
- 1 SWITCH,BATTERY DISCONNECT

Chassis, Brakes

- 1 BRAKES,AIR DISC,BENDIX
- 1 BRAKES,ANTI-LOCK(ABS),AIR
- 1 DRYER,AIR,BENDIX AD-IP

- 1 PEDALS,ADJUSTABLE
- 1 RESERVOIR,ADDITIONAL WET TANK
- 1 VALVE,DRAIN,MANUAL,AIR TANK

Chassis, Bumper

- 1 BUMPER,FRONT,STEEL 12IN
- 1 BUMPER,REAR,STEEL

Chassis, Controls

- 1 SWITCH,IGNITION,KEYED ALIKE

Chassis, Cooling System

- 1 HOSE,COOL,RUBBER,PREM,W/CONST TENS CLMP

Chassis, Engines / Transmissions

- 1 BATTERY SYSTEM,DRIVE MOTOR,150 KW
- 1 DELETE CRUISE CONTROL
- 1 GOVERNOR,ROAD SPEED,65 MPH
- 1 MOTOR,DRIVE, TM4,260HP@2176LB-FT

Chassis, Fuel System

- 1 FUEL TANK DOOR,SPRING LOADED

Chassis, Instruments

- 1 GAUGE,SPEEDOMETER, MILES

Chassis, Tires and Wheels

- 1 BALANCE FRONT WHEELS
- 1 CERTIFICATION,4-WHEEL ALIGNMENT
- 1 TIRE,MICHELIN,12R22.5 XZE LRH
- 1 WHEEL WEIGHTS, ZINC
- 1 WHEELS,STEEL,8.25X22.5 DSC,HUB-PILO

Chassis, Tow Hooks

- 1 TOW HOOKS, FRONT

Chassis, Wheelbase

- 1 WHEELBASE,259 INCH

Warranty, Extended

- 1 WARRANTY L3 IN LIEU OF SB,5 YR

Distributor Options

- 1 Lettering
- 1 FE/FAK/Decals - CA specs
- 1 Hand held stop sign & holder
- 1 Electric Air Drains located in driver's compartment
- 1 Fog lights in front bumper
- 1 Child Check-Mate system - EP1 Meeting CA Requirements
- 1 On Spot Chains

Unit Price:	\$376,637.77
Taxable Amount:	\$376,637.77
7.250 % Sales Tax Total:	\$27,306.24
License:	N/A
Total Per Bus w/tax included:	\$403,944.01
Grant Per Bus:	
Trade In Per Bus:	
Deposit Per Bus:	
Revised Total after discounts:	\$403,944.01
Extended Amount for 1 Unit(s):	\$403,944.01
Deduction Extended Amount for 1 Unit(s):	\$0.00
Grand Total:	\$403,944.01

Signature: _____

Name: _____

Title: _____

Date: _____

By:

Gabe Hightman

A-Z Bus Sales, Inc.

All pricing valid for 30 days, or availability of stock units at time of purchase order. Prices quoted herein are based upon Federal, State, and Local Laws and Regulations governing truck equipment and performance levels in effect as of the date hereof. Buyer will pay for any equipment or performance changes, modifications, or additions required by any changes in such laws or regulations subsequent to the date hereof at the increased cost to Seller.

*All pricing is based upon the Waterford Unified School District piggyback bid awarded to A-Z Bus Sales. A copy of all piggyback bid documents is available from A-Z Bus Sales, Incorporated.

***Notice of Intent to Purchase:**

By signing this vehicle quotation above, it signifies the intent of Sierra-Plumas Joint Unified School District to purchase the vehicle(s) as listed on this document, from A-Z Bus Sales, Inc. This purchase is based on this Vehicle quotation and is subject to approval by our School Board at their _____ (date) Board meeting. _____ (Initial Here)

Pursuant to the authority vested in California Air Resources Board by Health and Safety Code Division 26, Part 5, Chapter 2; and pursuant to the authority vested in the undersigned by Health and Safety Code Sections 39515 and 39516 and Executive Order G-14-012;

IT IS ORDERED AND RESOLVED: The following on-road motor vehicles with a manufacturer's GVWR over 14000 pounds are certified as described below. Production vehicles shall be in all material respects the same as those for which certification is granted.

MODEL YEAR	VEHICLE FAMILY NAME	EPA CERTIFICATE OF CONFORMITY	VEHICLE TYPE & SUB-CATEGORY	VEHICLE MAKE & MODELS
2019	KBBB2VOCVEHD	KBBB2VOCVEHD-002	Vocational	All American, Vision (Heavy-Duty All-Electric Vehicle)

The following is the Greenhouse Gas Exhaust Emission Standards (STD) or Family Emission Limit(s) (FEL) in g/ton-mile as applicable under 17 CCR 95663:

GVWR (pounds)	CO ₂ (in g/ton-mile)		
	STD	Highest Projected FEL	Lowest Projected FEL
GVWR > 33,000	222	0	0

BE IT FURTHER RESOLVED: For the listed vehicle family the manufacturer has submitted separate FEL numbers for each subfamily of heavy-duty vehicles produced and delivered for sale in California and all values used in any averaging, banking, or trading (ABT) program as applicable to demonstrate certification compliance with Section 1037.101.3(3) of the California Greenhouse Gas Exhaust Emission Standards and Test Procedures for 2014 and Subsequent Model Heavy-Duty Vehicles (HDV Test Procedures) adopted Oct. 21, 2014.

BE IT FURTHER RESOLVED: The manufacturer has elected to demonstrate compliance with the Greenhouse Gas Emission Standards as specified in Title 17 CCR 95663 and the incorporated "California Greenhouse Gas Exhaust Emission Standards and Test Procedures for 2014 and Subsequent Model Heavy-Duty Vehicles" (HDV Test Procedures) adopted Oct. 21, 2014 by demonstrating compliance with the 2014 MY National Heavy-Duty Engine and Vehicle Greenhouse Gas Program as specified in Section 1037.101.3 of the HDV Test Procedures. The manufacturer has submitted the required information and therefore has met the criteria necessary to receive a California Executive Order based on the Environmental Protection Agency's Certificate of Conformity for the above listed vehicle family.

Vehicles certified under this Executive Order must conform to all applicable California emission regulations.

The Bureau of Automotive Repair will be notified by copy of this Executive Order.

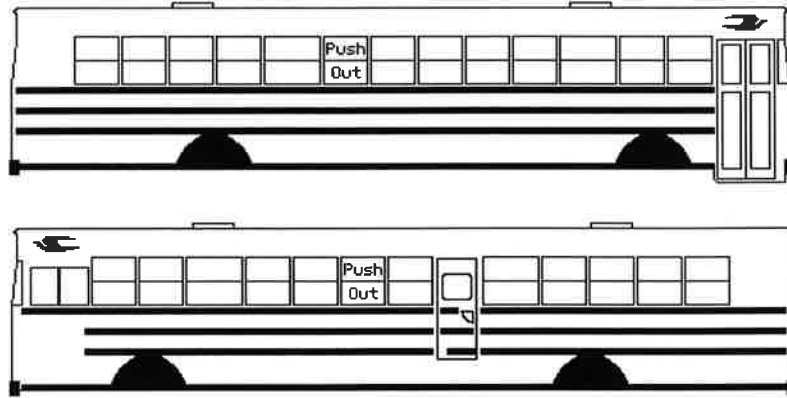
Executed at El Monte, California on this 1st day of August 2018.


 Annette Hebert, Chief
 Emissions Compliance, Automotive Regulations and Science Division

Quote Id: 155641


Body Plan / Seat Plan Information

Body Plan: 5011628



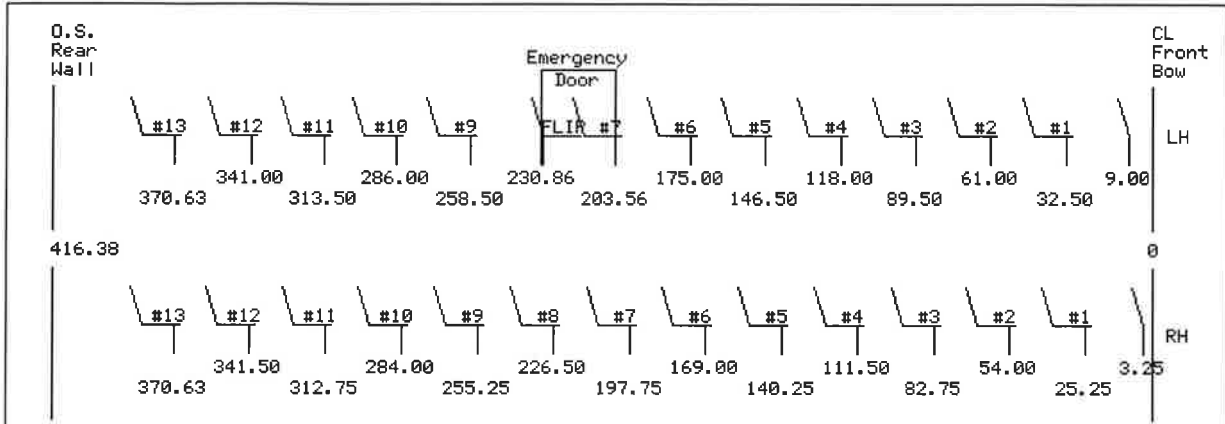
Seat Plan: 23552

SP: 23552 T3RE 3904, 78 CAP



Quote Id: 155641

Seat Plan Spacing Chart



Row	RH Seats	LH Seats
1	39CNVQS	39CNVQS
2	39CNVQS	39CNVQS
3	39CNVQS	39CNVQS
4	39CNVQS	39CNVQS
5	39CNVQS	39CNVQS
6	39CNVQS	39CNVQS
7	39CNVQS	39CNVQSFH
8	39CNVQS	39CNVQSFH
9	39CNVQS	39CNVQS
10	39CNVQS	39CNVQS
11	39CNVQS	39CNVQS
12	39CNVQS	39CNVQS
13	39CNVQSDAV	39CNVQSDAV

Dimensions are to center line of front mounting hole.

LH Seat Spacing: 28.50, 27.50
 LH Knee Clearance: 26.74, 25.74
 RH Seat Spacing: 28.75
 RH Knee Clearance: 26.99

T3RE 3904

T3RE3904 SED08L NEXTGEN 3PT

Capacity	78
Seat Plan #	23552
Wheelbase	259.0

DO NOT SCALE

CS WITH ACCESS CONTROL



No hassle
usage cost
recovery optional

A REAL PRODUCT, FOR THE REAL WORLD. The CS Series from ClipperCreek is designed to take the wear and tear of everyday use in all environments. Its tough NEMA 4 outdoor rated enclosure ensures you can install this unit anywhere with confidence. Enabled with Liberty PlugIns™, this station provides synchronous access code management. This unique system can be used as simple access control or as a billing system for usage cost recovery, with no network connection required.

- **MANY POWER LEVELS** - 16 Amp to 80 Amp charging
- **CONVENIENT** - 25 feet of charging cable for installation and operation flexibility
- **DURABLE** - Rugged, fully sealed NEMA 4 enclosure for installation anywhere
- **ACCESS CONTROL** - Perfect for fleet and hospitality applications, access codes are assigned to individual users, or as needed, which can be updated based on a predetermined interval (monthly, quarterly or annually).
- **PAY BY PHONE POINT OF SALE SOLUTION** - Allows drivers to register an account online, bill their credit card for use of the charging station and access their codes via text message, online, or mobile application. This gives the EV driver the flexibility of using the station anytime.



Liberty Plug-in enabled CS Charging Station

Call **ClipperCreek Today!**

(877) 694-4194

www.clippercreek.com

PRODUCT OVERVIEW

ELECTRICAL SPECIFICATIONS

- **Service** - 208V to 240V, 20 to 100 Amp, single phase, 2 wire w/ground
- **Charge current output power** - 208V to 240V, 16 to 80 Amp continuous (3.8kW to 19.2kW)
- **Service ground monitor** - Constantly checks for presence of proper safety ground
- **Automatic circuit reclosure after minor power faults**
- **Charge Circuit Interruption Device** - Ground fault protection with fully automated self-test, eliminates manual user testing
- **Cold Load Pickup** - Time-delayed and randomized to allow seamless re-energizing of unit following power outages
- **External Control Input** - Allows external control from smart meter (AMI), or load management device

MATERIAL SPECIFICATIONS

- Indoor/outdoor rated (NEMA 4) enclosure
- Operating Temperatures: -40°F to 122°F (-40°C to 50°C)
- Dimensions for CS-20, CS-30, CS-40 and CS-50: 18" L x 17" W x 8"D (457mm L x 431mm W x 205mm D)
- Dimensions for CS-60 and CS-100: 17" L x 22"W x 12"D (432mm L x 559mm W x 305mm D)
- Installation: Hardwired
- Weight 33 lbs. (15 kg) to 45 lbs. (20.4 kg)
- UL, cUL Listed

MULTIPLE CONFIGURATIONS

MODEL:	CS-100	CS-60	CS-50	CS-40	CS-30	CS-20
CIRCUIT BREAKER RATING:	100 AMP	60 AMP	50 AMP	40 AMP	30 AMP	20 AMP
CONTINUOUS CURRENT:	80 AMP	48 AMP	40 AMP	32 AMP	24 AMP	16 AMP

CODES, STANDARDS and RECOMMENDED PRACTICES

- **UL 2594** Electric Vehicle Supply Equipment
- **UL 2231** Personal Protection Device (i.e., CCID Hardware)
- **UL 1998** Standard for Safety-Related Software
- **UL 991** Standard for Tests for Safety-Related Controls Employing Solid State Devices
- **NEC 625** Electric Vehicle Charge System
- **SAE-J1772™** Electric Conductive Charge Coupler



CLIPPERCREEK, INC.

INNOVATIVE INFRASTRUCTURE FOR
ELECTRIC AND HYBRID VEHICLES



11850 Kemper Road Suite #E • Auburn, CA 95603 • (530) 887-1674 • Fax (530) 887-8527

www.clippercreek.net

ClipperCreek, Inc.

Quote: Lion

October 3, 2018

Quantity	Description	Retail Price (each)	Your Cost (each)	Extended Price
1	CS-100 Charging Current: 80A charging Vehicle Connector Type: J1772 connector (Lockable) Supply Power: 208/240V, 100A dedicated circuit Cable Length: 25 Feet Warranty: 1 Year Certifications: UL, cUL, ETL, cETL Enclosure: NEMA 4; indoor/outdoor rated, fully sealed Dimensions: 21"H x 17"W x 12"D (mounting holes 16" on center) Installation: Hardwired Part # 0223-00-007, Conf. # CS-100-C16-L25-29	\$2,195.00	\$2,195.00	\$2,195.00
1	CS Pedestal Traditional 4 foot kit, single mount, CS and TS Includes 3/4" conduit assembly Warranty: 1 year Part # 0300-00-015	\$700.00	\$700.00	\$700.00

TOTAL: \$2,895.00

Lead time: 1-2 weeks

Order Submission: Please submit purchase orders to: Orders@ClipperCreek.net or via fax to 530-887-8527 with copy to Erik@clippercreek.net

Terms

This quote is valid for 30 days.

Sales confer no rights or interest to ClipperCreek, Inc. intellectual property.

All sales are FOB Auburn, California.

This quote does not include shipping or sales tax

Terms: Pre-Pay with Wire transfer, Check, PayPal or Credit Card (processing fee of 3% will be added for credit card transactions over \$2,000); Net 30 on credit approval

All sales are subject to the ClipperCreek, Inc. Terms and Conditions, which Terms and Conditions are attached to this Quote. By Signature below, I have received the document CLIPPERCREEK, INC. TERMS AND CONDITIONS and accept the Terms and Conditions in initiating a purchase order.

Signature of acceptance



Commercial Terms and Conditions of Sale

Terms. Terms as quoted shall apply. Shipping will be billed at the prices in effect at the time of shipment and may include handling charges. All new accounts are required to complete a ClipperCreek, Inc. confidential credit application and receive credit approval prior to shipment. All orders are firm unless written permission to cancel is issued by Seller. All orders are subject to acceptance by Seller. Seller's Terms and Conditions shall supersede any terms and conditions on an order. For commercial customers with approved credit, accounts must be paid within thirty (30) days of invoice or will be subject to a charge of 1.5% per month interest and the account will be placed on Credit Hold. Wire Transfers are accepted as a payment alternative and may be required on certain orders. All payments are required to be in USD. Delinquent accounts will be processed with a collections service.

Quotations. Pricing on all quotations will be valid for thirty (30) days from the date of issue of a quotation, unless changed in writing prior to acceptance of the quotation. In order to receive pricing specified on the quotation, signed quotation must be returned to ClipperCreek, Inc. prior to the placement of an order. Acceptance of the quotation does not constitute an order.

Conditions of Sale. All sales made by ClipperCreek, Inc. are subject to these Terms and Conditions unless otherwise agreed to in writing by a duly authorized officer of ClipperCreek, Inc. In all cases of conflict between these conditions and the requirements of a purchase order, these Terms and Conditions shall prevail. Buyer shall be deemed to have accepted the quotation and these Terms and Conditions by ClipperCreek, Inc.'s receipt of order.

Ordering. All orders must be signed and emailed or faxed to ClipperCreek, Inc. at 530-887-8527. All orders must contain a written purchase order. Any order not including a purchase order will be placed on hold pending the return of a signed order confirmation from the purchaser. To ensure proper shipment, please order by complete part number and description. All prices are in USD.

Order Confirmations. All orders will receive an order confirmation by ClipperCreek, Inc. All orders will be shipped as stated on the order confirmation unless a written correction is received and approved by ClipperCreek, Inc. within 24 hours of the sending of the order confirmation.

Prices. Prices, discounts, quotations and specifications are subject to change without notice. All prices exclude sales, use, occupational and other similar taxes, which will be billed to the buyer when in effect.

Intellectual Property. The fulfillment of an order by ClipperCreek, Inc., confers no rights or interest in any ClipperCreek, Inc. intellectual property or proprietary confidential information, whether contained within the product ordered or otherwise held by ClipperCreek, Inc. ClipperCreek, Inc. does not waive any intellectual or proprietary property rights in fulfilling orders. ClipperCreek, Inc. may deem any non-public information in its possession confidential, including, but not limited to, all books and records, documents, manuals, business plans, concepts, designs, models and trade secrets.

Warranty and Liability. ClipperCreek, Inc. shall not be held responsible for delay in shipments caused by Act of God, war, government rulings, civil disturbance, casualty, riots, strikes, and labor disputes or any cause beyond its control. All products are warranted to be free from defects in material and workmanship at time of shipment. ClipperCreek, Inc. limits its obligation under this warranty to replace, or at its option reimbursement of the purchase price of the product shown to ClipperCreek, Inc.'s satisfaction to have been defective at the time of original shipment. ClipperCreek, Inc. neither makes nor shall be liable for any damage, expense, loss or consequential damage of any kind that might arise in connection with the liability of others to properly use the product.

Shipments. All shipments are F.O.B. ClipperCreek, Inc. Auburn, California. ClipperCreek, Inc. will make every attempt to follow the specified routing request for shipment. Otherwise, routing is subject to ClipperCreek, Inc.'s choice.

Product Shortages. All claims for product shortages must be made within ten (10) days after receipt of the merchandise. Please call 530-887-1674 or fax claim to 530-887-8527, attention: Operations Manager.

Freight Claims. If any shipment is received in a damaged condition, a claim must be filed with the delivery carrier and noted on the freight bill before acceptance of the merchandise.

Taxes. Any Federal, Sales, Excise or similar tax for which we may be liable on any sale will be charged to and paid by the Buyer. Buyer is responsible for furnishing a resale certificate prior to purchase.

Returns. All product returns must have prior authorization from ClipperCreek, Inc. Technical Support (530-887-1674 or fax: 530-887-8527). All returns must be made within 30 days of the original purchase date. Package goods securely in original package or reasonable substitute and mark the RMA number on the outside of the box. Collect shipments or shipments without a clearly identifiable RMA number will be refused. Returned goods damaged due to inadequate return packaging may not receive full credit. All goods returned for reasons other than warranty are subject to a 20% restocking charge. No cash refunds will be given.

Indemnity. Buyer shall defend, indemnify and hold harmless ClipperCreek, Inc. and its officers, directors, agents and employees from and against any and all liability, damages, losses, claims, demands, actions, causes of action, and costs, including attorney's fees and expenses, arising out of any claim arising from Buyer's installation or unauthorized or unreasonable use of products ordered.

No Future Agreement Created. Shipment of our product does not constitute a commitment to accept or ship future product. ClipperCreek retains all rights to decline a purchase order and/or terminate any contractual obligations on thirty (30) days written notice unless such rights are expressly waived by ClipperCreek pursuant to written contract.

Entire Agreement. The entire agreement between the parties with respect to the subject matter is contained in the quotation and all other documents, including these Terms and Conditions, incorporated by reference.

70AMP LEVEL 2 CHARGING STATION



- 16.8 KW OF CHARGING POWER
- SINGLE PORT SAE J-1772
- 25 FT CABLE
- NEMA 3R HOUSING
- RFID READER
- OCPP COMPLIANT
- GPRS MODEM
- 7" COLOR SCREEN
- UL COMPLIANT—ETL CERTIFIED
- OPTIONS
 - ADA COMPLIANT CABLE RETRACTOR
 - CREDIT CARD SCANNER
 - V2G per ISO 15118

Output Power	
Single Port Standard	16.8 kW (240V AC @ 70A)
Electrical Service	
Standard	70A Continuous Load with 100A branch circuit
Service Panel	100A dual pole: No GFCI— Conflicts with Charger GFCI
Service Wiring	3-wire (L1, L2, Earth Ground)
Functional Interfaces	
Connector Type	SAE J1772
Charging Protocol	SAE J1772
Standard Cable Length	25 ft
Cable Retractor - ADA	Optional (Cable 18 ft w/ Cable Management)
LCD Display	1500 nits 7" color, 800 x 480, UV protected
Card Reader	ISO 14443 Type A&B, ISO 18092 NFC
Vehicle to Grid Power (opt)	ISO 15118
Safety and Connectivity	
Ground Fault Detection	5mA CCID trip with 3 x automatic restarts
Plug-Out Detection	Per SAE J1772™
Power Measurement Accuracy	+/- 2% from 5% to full scale (30A)
Power Report/Store Interval	Every 15 minute on the hour
Local Area Network (Optional)	2.4 GHz Wi-Fi (802.11 b/g/n)
Wide Area Network	3G GSM, 3G CDMA
Communication Protocols	BTCPower EVPump and OCPP
Safety and Operation	
Enclosure Rating	NEMA 3R
Regulatory Compliance	ETL certified for USA and cUL certified for Canada; complies with UL 2594, UL 2231-1, UL 2231-2, and NEC Article 625, EMC: FCC Part 15 Class A
Operating Temperature	-30°C to +50°C (-22°F to 122°F)
Storage Temperature	-30°C to +50°C (-22°F to 122°F)
Humidity	85% non condensing



Quote

Quote Number: 3585

Payment Terms:
Expiration Date: 11/19/2018

Quote Prepared For

Nora Griesert
SIerra Plumas Joint Unified School District
109 Beckwith Road
Loyalton, CA 96118
United States
Phone:530-993-1660
ngriesert@spjUSD.org

Quote Prepared By

David Hughes
EV Connect
615 N. Nash Street, Suite 203
El Segundo, CA 90245
United States
Phone:310-751-7997
Fax:310 425 7992
dhughes@evconnect.com

Item#	Quantity	Item	Unit Price	Adjusted Unit Price	Extended Price
One-Time Items					
1)	2	BTC Power 70A 16.8kW Single-Port Level 2 EVSE - Pedestal 7" Color Monitor, RFID Reader, Cellular Modem, J1772 Connector, 25ft Cable Length, NEMA 3R Rated, 2 Year Parts Only Warranty. Station Color - White.	\$5,320.00	\$5,320.00	\$10,640.00
2)	2	EVC Charge Station Management System - EVC-Managed, Level 2, 3 Yr EV Connect Charge Station Management System: EVC-Managed for Level 2 EVSE. Includes network software license, administrative access to manage personal EVSE network, 24x7 monitoring, monthly reporting, cellular data services, payment processing via PayPal, 24x7 driver phone support; 3 Year Subscription	\$1,495.00	\$1,495.00	\$2,990.00
3)	2	Charge Station Commissioning Configure stations with preferred pricing policies and access controls, provide admin access to web based EVC portal, activate cellular data plan, set station hours of availability and pricing policies via EVC App, set stations to Private or Public and add to PlugShare network if requested	\$395.00	\$395.00	\$790.00
4)	2	BTC Shipping to CA	\$100.00	\$100.00	\$200.00
One-Time Total					\$14,620.00
Subtotal					\$14,620.00
Taxable (7.25%)					\$771.40
Total Taxes					\$771.40
Total					\$15,391.40
Optional Items					
5)	2	BTC 3 Yr 70A Single Pedestal/Wall Mount Warranty Extended Warranty parts + On site labor	\$845.00	\$845.00	\$1,690.00
Optional Total					\$1,690.00
Subtotal					\$1,690.00
Taxable (7.25%)					\$893.93
Total Taxes					\$122.53

Item#	Quantity	Item	Unit Price	Adjusted Unit Price	Extended Price
Total					\$1,812.53

Including Optional Quote Items

Subtotal	\$16,310.00
Taxable (7.25%)	\$893.93
Total Taxes	\$893.93
Total	\$17,203.93

Authorizing Signature _____

Date _____

EV Connect is a total solutions provider to the rapidly growing and evolving electric vehicle charging and management industry. The Company has developed and delivers the most flexible and robust electric vehicle (EV) charging network and cloud-based management platform in the industry. The EV Connect platform ensures that customers get the lowest Total Cost of Ownership (TCO) and highest return from their EV charging investment (ROI). The Company is a one-stop-shop for workplace, governmental, educational, retail and multi-family residential charging station solutions.

This quote is subject to the [EV Connect Terms of Sale, Master Services & Subscription Agreement](#) and any additional supplements attached hereto. Customer signature on this quote signifies explicit agreement with the terms contained therein. Please contact customer_support@evconnect.com or (888) 780-0062, should you have any questions.

© EV Connect, Inc., 2017 – All rights reserved.



CHALLENGE ELECTRIC

ChallengeElectric4@gmail.com

775-220-7630 office
PO Box 505 Clío CA 96106

December 20, 2018

Ms. Nona Griesert MBA, MFM
Sierra-Plumas Joint USD
P.O. Box 955 ~ 109 Beckwith Road
Loyalton, CA 96118

Ms. Griesert,

We propose to furnish labor and materials for two Owner furnished bus charging stations to be installed at the existing bus parking area on the Loyalton High School campus as described below.

The scope of work includes but not limited to the following.

- Construct underground electrical circuits for two bus charging stations.
- Furnish and install one 200 amp meter enclosure with a 200 amp main breaker.
- Furnish and Install two 100 amp sub-panels.
- Furnish and install one wood structure to mount meter enclosure and subpanels on.
- Furnish and install concrete pads at charging stations and concrete encasement for support of wood structure.
- Plumas county permit and inspections.
- Installing two Owner furnished bus charging stations.
- Work to be performed pursuant to "prevailing wage" rates and regulations.
- Work to be performed during normal business hours, Monday through Friday, 8am to 5pm.
- Applicable taxes are included.

The scope of work excludes the following.

- Furnishing of the two bus charging stations and pedestals.
- Liberty Utilities' electrical upgrade costs and/or fees (estimated to be \$3,000 to \$5,000).
- Cords and cord caps for connecting electric buses to the charger stations.
- Landscaping and/or landscape irrigation system repairs.

Contract amount, terms and conditions.

- Contract amount to be \$14,641.
- Terms are net 15 days from invoice date.
- Bid is good for 45 calendar days.

Sierra-Plumas Unified School District agrees to the foregoing and authorizes Challenge Electric to commence work upon receipt of the signed agreement on the date entered below.

Signature _____ Date _____

Print Name _____

Loyalton Elementary School

School Accountability Report Card

Reported Using Data from the 2017-18 School Year

Published During 2018-19

By February 1 of each year, every school in California is required by state law to publish a School Accountability Report Card (SARC). The SARC contains information about the condition and performance of each California public school. Under the Local Control Funding Formula (LCFF) all local educational agencies (LEAs) are required to prepare a Local Control and Accountability Plan (LCAP), which describes how they intend to meet annual school-specific goals for all pupils, with specific activities to address state and local priorities. Additionally, data reported in an LCAP is to be consistent with data reported in the SARC.

- For more information about SARC requirements, see the California Department of Education (CDE) SARC Web page at <http://www.cde.ca.gov/ta/ac/sa/>.
- For more information about the LCFF or LCAP, see the CDE LCFF Web page at <http://www.cde.ca.gov/fg/aa/lc/>.
- For additional information about the school, parents/guardians and community members should contact the school principal or the district office.

DataQuest

DataQuest is an online data tool located on the CDE DataQuest Web page at <http://dq.cde.ca.gov/dataquest/> that contains additional information about this school and comparisons of the school to the district and the county. Specifically, DataQuest is a dynamic system that provides reports for accountability (e.g., test data, enrollment, high school graduates, dropouts, course enrollments, staffing, and data regarding English learners).

Internet Access

Internet access is available at public libraries and other locations that are publicly accessible (e.g., the California State Library). Access to the Internet at libraries and public locations is generally provided on a first-come, first-served basis. Other use restrictions may include the hours of operation, the length of time that a workstation may be used (depending on availability), the types of software programs available on a workstation, and the ability to print documents.

About This School

Contact Information (School Year 2018-19)

School Contact Information	
School Name	Loyalton Elementary School
Street	111 Beckwith Road
City, State, Zip	Loyalton, CA 96118
Phone Number	530.993.4482
Principal	Andrea N. White
E-mail Address	awhite@spjUSD.org
Web Site	www.sierracountyofficeofeducation.org
CDS Code	46701776050629

District Contact Information	
District Name	Sierra-Plumas Joint Unified School District
Phone Number	530.993.1660
Superintendent	Dr. Merrill M. Grant
E-mail Address	mgrant@spjUSD.org
Web Site	www.sierracountyofficeofeducation.org

School Description and Mission Statement (School Year 2018-19)

Loyalton Elementary School is a small school with a big heart. Teachers and staff work hard to keep the small school atmosphere while providing academics and other programs comparable to larger schools. Our mission is to provide a primary education with a goal of all children achieving literacy. We provide children with the tools to encourage their total development, enhance their self-esteem, and realize their potential in a safe, secure environment.

Loyalton Elementary School is located near the communities of Sierraville, Calpine, Beckwourth, Chilcoot, and Vinton. The school is one of five in the Sierra-Plumas Joint Unified School District.

Soccer, baseball, volleyball and basketball are offered as extracurricular sports. Little League baseball occurs in the spring and AYSO soccer in the fall. Volleyball is a fall sport, and basketball is a winter sport. Basketball players take part in a four day basketball tournament at our site that is hosted by our sports club.

Back to School night happens shortly after school starts. Every year the students and staff work hard on a holiday show which is presented just before the Winter Break. In the spring, the Science Fair, Art Show, Taco Feed and Open House all occur on the same big night!

Loyalton Elementary School's Mission:

Our Mission is to Provide a Primary Education with a Goal of All Children Achieving Literacy. We Provide Children with the Tools to Encourage Their Total Development, Enhance Their Self-Esteem, and Realize Their Potential in a Safe, Secure Environment.

Student Enrollment by Grade Level (School Year 2017-18)

Grade Level	Number of Students
Kindergarten	39
Grade 1	17
Grade 2	26
Grade 3	33
Grade 4	25
Grade 5	26
Grade 6	33
Total Enrollment	199

Student Enrollment by Group (School Year 2017-18)

Student Group	Percent of Total Enrollment
Black or African American	0.5
American Indian or Alaska Native	1.0
Asian	0.0
Filipino	0.0
Hispanic or Latino	16.1
Native Hawaiian or Pacific Islander	0.5
White	77.4
Socioeconomically Disadvantaged	50.3
English Learners	3.5
Students with Disabilities	12.1
Foster Youth	0.5

A. Conditions of Learning

State Priority: Basic

The SARC provides the following information relevant to the State priority: Basic (Priority 1):

- Degree to which teachers are appropriately assigned and fully credentialed in the subject area and for the pupils they are teaching;
- Pupils have access to standards-aligned instructional materials; and
- School facilities are maintained in good repair.

Teacher Credentials

Teachers	School			District
	2016-17	2017-18	2018-19	2018-19
With Full Credential	8	9	10	10
Without Full Credential	0	0	0	
Teaching Outside Subject Area of Competence (with full credential)	0	0	0	

Teacher Misassignments and Vacant Teacher Positions

Indicator	2016-17	2017-18	2018-19
Misassignments of Teachers of English Learners	0	1	0
Total Teacher Misassignments *	0	1	0
Vacant Teacher Positions	0	0	0

Note: "Misassignments" refers to the number of positions filled by teachers who lack legal authorization to teach that grade level, subject area, student group, etc.

* Total Teacher Misassignments includes the number of Misassignments of Teachers of English Learners.

Quality, Currency, Availability of Textbooks and Instructional Materials (School Year 2018-19)

Year and month in which data were collected: 12-19-17

The main fact about textbooks that the Williams legislation calls for described whether schools have enough books in core classes for all students. The law also asks districts to reveal whether those books are presenting what is required by the California Content Standards.

Subject	Textbooks and Instructional Materials/ Year of Adoption	From Most Recent Adoption?	Percent of Students Lacking Own Assigned Copy
Reading/Language Arts	K-5 Wonders- McGraw Hill Adopted 2016 6th- Mirrors & Windows- EMC Adopted 2016	Yes	0
Mathematics	K-5 My Math-McGraw Hill- Adopted 2016 6th Course 1 Common Core- Prentice Hall Adopted 2016	Yes	0
Science	Harcourt Science K-6 - Harcourt Adopted 2000	Yes	0
History-Social Science	History-Social Science Grades K-6 - Houghton Mifflin Adopted 2007	Yes	0
Health	Nutrition Nuggets- Food and Fitness for a Healthy Child	Yes	0

School Facility Conditions and Planned Improvements (Most Recent Year)

To determine the condition of our facilities, our district sent experts from our facilities team to perform an inspection using a survey called the Facilities Inspection Tool, which is issued by the Office of Public School Construction.

Based on that survey, we've answered the questions you see on this report. Please note that the information reflects the condition of our buildings as of the date of the report. Since that time, those conditions may have changed.

School Facility Good Repair Status (Most Recent Year)

Using the **most recently collected** FIT data (or equivalent), provide the following:

- Determination of repair status for systems listed
- Description of any needed maintenance to ensure good repair
- The year and month in which the data were collected
- The overall rating

School Facility Good Repair Status (Most Recent Year)		
Year and month of the most recent FIT report: November 2018		
System Inspected	Repair Status	Repair Needed and Action Taken or Planned
Systems: Gas Leaks, Mechanical/HVAC, Sewer	Fair	Working on any issues that arise from our upgrade on the heating system.
Interior: Interior Surfaces	Poor	wallpaper throughout the school has rips and tears. Ceiling has many water spots, and tears, or doesn't match one another.
Cleanliness: Overall Cleanliness, Pest/ Vermin Infestation	Good	
Electrical: Electrical	Good	
Restrooms/Fountains: Restrooms, Sinks/ Fountains	Good	
Safety: Fire Safety, Hazardous Materials	Good	

School Facility Good Repair Status (Most Recent Year)		
Year and month of the most recent FIT report: November 2018		
System Inspected	Repair Status	Repair Needed and Action Taken or Planned
Structural: Structural Damage, Roofs	Good	
External: Playground/School Grounds, Windows/ Doors/Gates/Fences	Good Fair	Playground area was sealed and still has lots of cracks and is uneven. Exterior walls ad windows lose lots of heat.

Overall Facility Rating (Most Recent Year)

Year and month of the most recent FIT report: November 2018	
Overall Rating	Good Fair

B. Pupil Outcomes

State Priority: Pupil Achievement

The SARC provides the following information relevant to the State priority: Pupil Achievement (Priority 4):

- **Statewide assessments** (i.e., California Assessment of Student Performance and Progress [CAASPP] System, which includes the Smarter Balanced Summative Assessments for students in the general education population and the California Alternate Assessments [CAAs] for English language arts/literacy [ELA] and mathematics given in grades three through eight and grade eleven. Only eligible students may participate in the administration of the CAAs. CAAs items are aligned with alternate achievement standards, which are linked with the Common Core State Standards [CCSS] for students with the most significant cognitive disabilities); and
- The percentage of students who have successfully completed courses that satisfy the requirements for entrance to the University of California and the California State University, or career technical education sequences or programs of study.

CAASPP Test Results in English Language Arts/Literacy (ELA) and Mathematics for All Students

Grades Three through Eight and Grade Eleven

Subject	Percent of Students Meeting or Exceeding the State Standards (grades 3-8 and 11)					
	School		District		State	
	2016-17	2017-18	2016-17	2017-18	2016-17	2017-18
English Language Arts/Literacy (grades 3-8 and 11)	40.0	39.0	45.0	44.0	48.0	50.0
Mathematics (grades 3-8 and 11)	36.0	40.0	34.0	35.0	37.0	38.0

Note: Percentages are not calculated when the number of students tested is ten or less, either because the number of students in this category is too small for statistical accuracy or to protect student privacy.

Note: ELA and mathematics test results include the Smarter Balanced Summative Assessment and the CAA. The “Percent Met or Exceeded” is calculated by taking the total number of students who met or exceeded the standard on the Smarter Balanced Summative Assessment plus the total number of students who met the standard (i.e., achieved Level 3–Alternate) on the CAAs divided by the total number of students who participated in both assessments.

CAASPP Test Results in ELA by Student Group

Grades Three through Eight and Grade Eleven (School Year 2017-18)

Student Group	Total Enrollment	Number Tested	Percent Tested	Percent Met or Exceeded
All Students	115	110	95.65	39.09
Male	60	57	95.00	31.58

Student Group	Total Enrollment	Number Tested	Percent Tested	Percent Met or Exceeded
Female	55	53	96.36	47.17
Black or African American	--	--	--	--
American Indian or Alaska Native	--	--	--	--
Hispanic or Latino	16	14	87.50	35.71
White	87	85	97.70	41.18
Two or More Races	--	--	--	--
Socioeconomically Disadvantaged	54	51	94.44	19.61
English Learners	--	--	--	--
Students with Disabilities	15	11	73.33	0.00

Note: ELA test results include the Smarter Balanced Summative Assessment and the CAA. The "Percent Met or Exceeded" is calculated by taking the total number of students who met or exceeded the standard on the Smarter Balanced Summative Assessment plus the total number of students who met the standard (i.e., achieved Level 3–Alternate) on the CAAs divided by the total number of students who participated in both assessments.

Note: Double dashes (--) appear in the table when the number of students is ten or less, either because the number of students in this category is too small for statistical accuracy or to protect student privacy.

Note: The number of students tested includes all students who participated in the test whether they received a score or not; however, the number of students tested is not the number that was used to calculate the achievement level percentages. The achievement level percentages are calculated using only students who received scores.

**CAASPP Test Results in Mathematics by Student Group
Grades Three through Eight and Grade Eleven (School Year 2017-18)**

Student Group	Total Enrollment	Number Tested	Percent Tested	Percent Met or Exceeded
All Students	115	110	95.65	40
Male	60	57	95	31.58
Female	55	53	96.36	49.06
Black or African American	--	--	--	--
American Indian or Alaska Native	--	--	--	--
Hispanic or Latino	16	14	87.5	35.71
White	87	85	97.7	41.18
Two or More Races	--	--	--	--
Socioeconomically Disadvantaged	54	51	94.44	23.53
English Learners	--	--	--	--
Students with Disabilities	15	11	73.33	9.09

Note: Mathematics test results include the Smarter Balanced Summative Assessment and the CAA. The "Percent Met or Exceeded" is calculated by taking the total number of students who met or exceeded the standard on the Smarter Balanced Summative Assessment plus the total number of students who met the standard (i.e., achieved Level 3–Alternate) on the CAAs divided by the total number of students who participated in both assessments.

Note: Double dashes (--) appear in the table when the number of students is ten or less, either because the number of students in this category is too small for statistical accuracy or to protect student privacy.

Note: The number of students tested includes all students who participated in the test whether they received a score or not; however, the number of students tested is not the number that was used to calculate the achievement level percentages. The achievement level percentages are calculated using only students who received scores.

**CAASPP Test Results in Science for All Students
Grades Five, Eight, and Ten**

Subject	Percentage of Students Meeting or Exceeding the State Standard					
	School		District		State	
	2016-17	2017-18	2016-17	2017-18	2016-17	2017-18
Science (grades 5, 8, and 10)	N/A	N/A	N/A	N/A	N/A	N/A

Note: Cells with N/A values do not require data.

Note: The 2016–17 and 2017–18 data are not available. The CDE is developing a new science assessment based on the Next Generation Science Standards for California Public Schools (CA NGSS). The CAST was pilot-tested in spring 2017 and field-tested in spring 2018. The CAST will be administered operationally during the 2018–19 school year. The CAA for Science was pilot-tested for two years (i.e., 2016–17 and 2017–18) and the CAA for Science will be field-tested in 2018–19.

Note: Science test results include the CAST and the CAA for Science. The “Percent Met or Exceeded” is calculated by taking the total number of students who met or exceeded the standard on the CAST plus the total number of students who met the standard (i.e., achieved Level 3–Alternate) on the CAA for Science divided by the total number of students who participated on both assessments.

State Priority: Other Pupil Outcomes

The SARC provides the following information relevant to the State priority: Other Pupil Outcomes (Priority 8):

- Pupil outcomes in the subject areas of physical education.

California Physical Fitness Test Results (School Year 2017-18)

Grade Level	Percent of Students Meeting Fitness Standards		
	Four of Six Standards	Five of Six Standards	Six of Six Standards
5	14.8	33.3	51.9

Note: Percentages are not calculated when the number of students tested is ten or less, either because the number of students in this category is too small for statistical accuracy or to protect student privacy.

C. Engagement

State Priority: Parental Involvement

The SARC provides the following information relevant to the State priority: Parental Involvement (Priority 3):

- Efforts the school district makes to seek parent input in making decisions for the school district and each school site.

Opportunities for Parental Involvement (School Year 2018-19)

Parent involvement is an integral part of the program at Loylton Elementary School. Parent participation is encouraged on the following district level committees: LCAP Advisory Committee and the School Attendance Review Board. At the site level, parents participate in the School Site Council, the Grizzly Cubs Parents’ Club, our local parent organization and our Sports Club which runs our sport's program (grades 3rd-6th).

Loylton Elementary School has an open door policy. After a parent signs in at the office, he/she may volunteer to help in their child’s classroom. If a parent wishes to volunteer on a regular basis, we ask that they have their fingerprints scanned and registered with the district and the Dept. of Justice. Parents regularly chaperone field trips at LES.

The contact person, if you would like information regarding parent involvement at Loylton Elementary School, is Andrea N. White, Principal, at 530 993-4482 ext. 210.

State Priority: School Climate

The SARC provides the following information relevant to the State priority: School Climate (Priority 6):

- Pupil suspension rates;
- Pupil expulsion rates; and
- Other local measures on the sense of safety.

Suspensions and Expulsions

Rate	School			District			State		
	2015-16	2016-17	2017-18	2015-16	2016-17	2017-18	2015-16	2016-17	2017-18
Suspensions	0.0	0.0	0.0	1.0	0.0	0.0	3.7	3.7	3.5
Expulsions	0.0	0.0	0.0	0.0	0.0	0.0	0.1	0.1	0.1

School Safety Plan (School Year 2018-19)

At Loyalton Elementary School our belief in student safety is supported by providing campus supervision before, during and immediately after school as students board the buses. Students begin arriving at the school site between 7:45 a.m. and 8 a.m. daily. There are four morning supervisors are on campus at 7:45 a.m. each day. Students have the choice to go outside(weather permitting) or they stay inside and have breakfast, once finished with breakfast students go outside. One supervisor stays with breakfast students and the other three supervisors go outside with students. The four supervisors are on duty outside from 8:05 a.m. to 8:20 a.m. when school begins.

Also, a thorough inspection on playground equipment every summer and at Winter Break by the school maintenance supervisor helps to reduce playground injuries. During the school year, periodic inspection is done by playground supervisors and the principal.

In addition, we insist that visitors to the campus are required to sign in at the office for a visitor pass.

The Leadership team of the Sierra-Plumas Joint Unified School District and the School Site Council review the School Safety Plan annually. Our Safety Plan is based on the National Emergency Management System and is reviewed by the Board of Education annually. The Plan is discussed with faculty and staff at inservice days before school starts. This year three of our on site administrators became trained in ALICE for school safety in regards to a school intruder. The three administrators are now able to train staff at each site. ALICE is being implemented in the schools in case of a intruder on to the school sites.

Safety drills are done throughout the month of September and includes a week-long safety training for all staff and students. These drills continue to be practiced monthly. The Safety Plan includes contingencies for fire, earthquake, stranger/intruder, pandemic flu or other illness.

D. Other SARC Information

The information in this section is required to be in the SARC but is not included in the state priorities for LCFF.

Average Class Size and Class Size Distribution (Elementary)

Grade Level	2015-16			2016-17			2017-18					
	Avg. Class Size	Number of Classes			Avg. Class Size	Number of Classes			Avg. Class Size	Number of Classes		
		1-20	21-32	33+		1-20	21-32	33+		1-20	21-32	33+
K	22		1		13	3			22		2	
1	27		1									
2	22		1		20	1			18	1		
3	24		1		18	2			20	1	1	
4	23		1		26		1		25		1	
5	28		1		26		1		26		1	
6	22		1		27		1		33			1
Other	6	1										

Number of classes indicates how many classes fall into each size category (a range of total students per class).

** "Other" category is for multi-grade level classes.

Academic Counselors and Other Support Staff (School Year 2017-18)

Title	Number of FTE Assigned to School	Average Number of Students per Academic Counselor
Academic Counselor	0.0	0.0
Counselor (Social/Behavioral or Career Development)	0.0	N/A
Library Media Teacher (Librarian)	0.0	N/A
Library Media Services Staff (Paraprofessional)	0.4	N/A
Psychologist	0.0	N/A
Social Worker	0.0	N/A
Nurse	0.0	N/A
Speech/Language/Hearing Specialist	0.0	N/A
Resource Specialist (non-teaching)	0.5	N/A
Other	5.0	N/A

Note: Cells with N/A values do not require data.

*One Full Time Equivalent (FTE) equals one staff member working full time; one FTE could also represent two staff members who each work 50 percent of full time.

Expenditures per Pupil and School Site Teacher Salaries (Fiscal Year 2016-17)

Level	Expenditures Per Pupil			Average Teacher Salary
	Total	Supplemental/ Restricted	Basic/ Unrestricted	
School Site	8090.20	1295.30	7,218.00	65,612.00
District	N/A	N/A	15,370.00	62,907.00
Percent Difference: School Site and District	N/A	N/A	-72.2	4.2
State	N/A	N/A	\$7,125	78,559.00
Percent Difference: School Site and State	N/A	N/A	1.3	199.5

Note: Cells with N/A values do not require data.

The California Department of Education issued guidance to LEAs on August 1, 2018, regarding how to calculate school-level per-pupil expenditures that will be reported on 2018-19 report cards.

Types of Services Funded (Fiscal Year 2017-18)

Loyalton Elementary for our 2018-2019 school year, provides two credentialed teachers Monday through Friday that focus on intervention. One teacher focuses on students in grades 1st through 3rd and the other teacher focuses on students in grades 4th-6th. Assessments are done every 6 to 8 weeks and then students are rotated through intervention as needed.

We also provide after school homework tutoring two days a week by our credentialed teachers. We have two tutoring classes one for grades 1st-3rd and the other one is for grades 4th-6th.

This year we are offering planning room for grades 4th-6th to receive extra help/time on classwork, homework, and AR reading points, Monday through Thursday 12:30 to 1:00.

Teacher and Administrative Salaries (Fiscal Year 2016-17)

Category	District Amount	State Average for Districts In Same Category
Beginning Teacher Salary	\$36,965	\$42,990
Mid-Range Teacher Salary	\$70,177	\$61,614
Highest Teacher Salary	\$83,759	\$85,083
Average Principal Salary (Elementary)	\$88,274	\$100,802
Average Principal Salary (Middle)	\$0	\$105,404
Average Principal Salary (High)	\$88,863	\$106,243
Superintendent Salary	\$146,418	\$132,653
Percent of Budget for Teacher Salaries	27.0	30.0
Percent of Budget for Administrative Salaries	5.0	6.0

For detailed information on salaries, see the CDE Certificated Salaries & Benefits Web page at <http://www.cde.ca.gov/ds/fd/cs/>.

Professional Development (Most Recent Three Years)

Teachers take some time each year to improve their teaching skills and to extend their knowledge of the subjects they teach. Here you'll see the amount of time each year we set aside for their continuing education and professional development.

Our school district has early release Wednesdays for staff to receive professional development from 1:45 to 3:15 every Wednesday. This year we are rotating our Wednesdays focusing on these areas; MTSS, Marzano, ALICE training, CAASPP, and specific site training. Our site has also focused on MTSS, Priority Standards, and Standards Analysis.

Loyalton High School

School Accountability Report Card

Reported Using Data from the 2017-18 School Year

Published During 2018-19

By February 1 of each year, every school in California is required by state law to publish a School Accountability Report Card (SARC). The SARC contains information about the condition and performance of each California public school. Under the Local Control Funding Formula (LCFF) all local educational agencies (LEAs) are required to prepare a Local Control and Accountability Plan (LCAP), which describes how they intend to meet annual school-specific goals for all pupils, with specific activities to address state and local priorities. Additionally, data reported in an LCAP is to be consistent with data reported in the SARC.

- For more information about SARC requirements, see the California Department of Education (CDE) SARC Web page at <http://www.cde.ca.gov/ta/ac/sa/>.
- For more information about the LCFF or LCAP, see the CDE LCFF Web page at <http://www.cde.ca.gov/fg/aa/lc/>.
- For additional information about the school, parents/guardians and community members should contact the school principal or the district office.

DataQuest

DataQuest is an online data tool located on the CDE DataQuest Web page at <http://dq.cde.ca.gov/dataquest/> that contains additional information about this school and comparisons of the school to the district and the county. Specifically, DataQuest is a dynamic system that provides reports for accountability (e.g., test data, enrollment, high school graduates, dropouts, course enrollments, staffing, and data regarding English learners).

Internet Access

Internet access is available at public libraries and other locations that are publicly accessible (e.g., the California State Library). Access to the Internet at libraries and public locations is generally provided on a first-come, first-served basis. Other use restrictions may include the hours of operation, the length of time that a workstation may be used (depending on availability), the types of software programs available on a workstation, and the ability to print documents.

About This School

Contact Information (School Year 2018-19)

School Contact Information	
School Name	Loyalton High School
Street	700 Fourth Street
City, State, Zip	Loyalton, CA 96118-0037
Phone Number	530.993.4454
Principal	Thomas Jones
E-mail Address	tjones@spjUSD.org
Web Site	loyaltonhighschool.com
CDS Code	46701774634259

District Contact Information	
District Name	Sierra-Plumas Joint Unified School District
Phone Number	530.993.1660
Superintendent	Dr. Merrill M. Grant
E-mail Address	mgrant@spjUSD.org
Web Site	www.sierracountyofficeofeducation.org

School Description and Mission Statement (School Year 2018-19)

Loyalton High School is a small school that provides a comprehensive educational experience for our students. Students at Loyalton High School can choose from a variety of courses, seated within college and career pathways, to help them meet academic and vocational interests. These courses range from Agriculture to Advanced Placement Calculus. Graduates of Loyalton High School have succeeded in rigorous university settings and graduated with marketable employment skills. Because of our small enrollment, students receive personalized attention in setting and achieving their academic goals. The dedicated staff provides a wide array of co- and extra-curricular activities to enrich the lives of our students.

The Loyalton High School Mission Statement: We are committed to high expectations and achievement for all students. We encourage students to become knowledgeable, critical thinkers; effective communicators; and healthy individuals who exercise self-discipline and productive, positive citizenship.

The Loyalton High School Athletic Mission Statement: Loyalton High School athletics promote success in academics while emphasizing the positive aspects of health and fitness, commitment, teamwork, competition, and good sportsmanship for the overall good of the students, school, and community.

Student Enrollment by Grade Level (School Year 2017-18)

Grade Level	Number of Students
Grade 7	27
Grade 8	25
Grade 9	33
Grade 10	29
Grade 11	22
Grade 12	21
Total Enrollment	157

Student Enrollment by Group (School Year 2017-18)

Student Group	Percent of Total Enrollment
Black or African American	0.6
American Indian or Alaska Native	0.6
Asian	0.0
Filipino	0.0
Hispanic or Latino	14.6
Native Hawaiian or Pacific Islander	0.0
White	77.7
Socioeconomically Disadvantaged	39.5
English Learners	5.1
Students with Disabilities	7.6
Foster Youth	0.6

A. Conditions of Learning

State Priority: Basic

The SARC provides the following information relevant to the State priority: Basic (Priority 1):

- Degree to which teachers are appropriately assigned and fully credentialed in the subject area and for the pupils they are teaching;
- Pupils have access to standards-aligned instructional materials; and
- School facilities are maintained in good repair.

Teacher Credentials

Teachers	School			District
	2016-17	2017-18	2018-19	2018-19
With Full Credential	10	12	11	29
Without Full Credential	1	1	1	3
Teaching Outside Subject Area of Competence (with full credential)	3	1	1	1

Teacher Misassignments and Vacant Teacher Positions

Indicator	2016-17	2017-18	2018-19
Misassignments of Teachers of English Learners	0	0	0
Total Teacher Misassignments *	3	1	1
Vacant Teacher Positions	0	0	1

Note: "Misassignments" refers to the number of positions filled by teachers who lack legal authorization to teach that grade level, subject area, student group, etc.

* Total Teacher Misassignments includes the number of Misassignments of Teachers of English Learners.

Quality, Currency, Availability of Textbooks and Instructional Materials (School Year 2018-19)

Year and month in which data were collected: October 2018

The main fact about textbooks that the Williams legislation calls for described whether schools have enough books in core classes for all students. The law also asks districts to reveal whether those books are presenting what is required by the California Content Standards.

Subject	Textbooks and Instructional Materials/ Year of Adoption	From Most Recent Adoption?	Percent of Students Lacking Own Assigned Copy
Reading/Language Arts	<p>Grades 7 & 8: Windows and Mirrors Levels Levels 1&2 , EMC Publishing LLC, 2016, Adopted 2016</p> <p>Grades 9-12: Windows and Mirrors Levels 3&4, American, and British Literature, EMC Publishing LLC, 2016, Adopted 2016</p> <p>AP English Lit: Norton Introduction to Literature - W.W. Norton & Company, 2002 Adopted 2003</p> <p>AP English Lang: The Norton Reader: An Anthology of Nonfiction Prose, W.W. Norton & Company, 2000 Adopted 2003</p> <p>AP English Lang: Everything's an Argument, Bedford/St. Martin's, 2001 Adopted 2003</p> <p>Grades 7-12: Holt Handbook - Holt, Rinehart, & Winston, 2003 Adopted 2003</p>	Yes	0
Mathematics	<p>Grade 7 - Mathematics, Course 2 Common Core Math, Pearson/Prentice Hall, 2013 Adopted 2015</p> <p>Grade 8 - Mathematics, Course 3 Common Core Math, Pearson/Prentice Hall, 2013 Adopted 2015</p> <p>Algebra 1 - Algebra 1 Common Core - Pearson, 2015 Adopted 2015</p> <p>Geometry - Geometry Common Core - Pearson, 2015 Adopted 2015</p> <p>Algebra 2 - Algebra II Common Core - Pearson, 2015 Adopted 2015</p> <p>Trigonometry/Advanced Math Topics - PreCalculus - Houghton Mifflin Company, 2004 Adopted 2009</p> <p>Calculus - Calculus Common Core - Pearson, 2015 Adopted 2015</p>	Yes	0
Science	<p>Grade 7 - Life Science, Glencoe McGraw Hill, 2012 Adopted 2013</p> <p>Grade 8 - Physical Science, Glencoe McGraw Hill, 2012 Adopted 2013</p> <p>Biology - Biology, Glencoe McGraw-Hill, 2012 Adopted 2013</p>	Yes	0

Subject	Textbooks and Instructional Materials/ Year of Adoption	From Most Recent Adoption?	Percent of Students Lacking Own Assigned Copy
	<p>Earth Science - Geology, The Environment, and the Universe, McGraw-Hill Companies, 2013 Adopted 2013</p> <p>Chemistry - Chemistry - Glencoe McGraw Hill, 2013 Adopted 2013</p> <p>AP Chemistry - Chemistry, AP Edition, 8th Edition, Brooks/Cole Cengage Learning, 2012 Adopted 2013</p> <p>Physics - Physics - Pearson, 2014 Adopted 2013</p>		
History-Social Science	<p>Social Studies 7 - Medieval to Early Modern Times, Holt, Rinehart, & Winston, 2006 Adopted 2007</p> <p>Social Studies 8 - United States History, Independence to 1914, Holt, Rinehart, & Winston, 2006 Adopted 2007</p> <p>World History - Modern World History Patterns of Interaction - McDougal Littell 2009 Adopted 2009</p> <p>US History - The Americans, McDougall-Littell, 2000 Adopted 2001</p> <p>Government - Magruder's American Government - Prentice Hall Adopted 2013</p> <p>AP Government - American Government, 13th Edition, Wadsworth Cengage Learning, 2013 Adopted 2013</p> <p>Economics - Principles in Action - Prentice Hall 2007 Adopted 2009</p> <p>AP US History - The American Pageant - Volumes I and II - Houghton Mifflin 2006 Adopted 2006</p> <p>AP Government - The Lanahan Readings in the American Polity: 5th Edition, 2011 Adopted 2013</p>	Yes	0
Foreign Language	Spanish: Avancemos! - Holt McDougal, 2010, Levels 1-4	Yes	0
Health	Health Promotion Waves curriculum - Health Wave, 2010, all reproducible units. Adopted 2011	Yes	N/A

Subject	Textbooks and Instructional Materials/ Year of Adoption	From Most Recent Adoption?	Percent of Students Lacking Own Assigned Copy
Visual and Performing Arts	Color: A Workshop Approach - McGraw Hill, 2005 (classroom set only) Adopted 2008 Living with Art - McGraw Hill, 2008 (classroom set only) Adopted 2008	Yes	0
Science Laboratory Equipment (grades 9-12)	A grant provided for the purchase of updated lab equipment in 2011. In addition, a chemical sweep in 2010 made it necessary for an entirely new purchase of chemicals for science labs in 2011. Science equipment for outdoor science labs was donated by Learning Landscapes in 2014.	Yes	N/A

School Facility Conditions and Planned Improvements (Most Recent Year)

To determine the condition of our facilities our district performs an annual inspection using the Facilities Inspection Tool, which is issued by the Office of Public School Construction.

Based on that survey, we've answered the questions you see on this report. Please note that the information reflects the condition of our buildings as of the date of the report. Since that time, those conditions may have changed.

School Facility Good Repair Status (Most Recent Year)

Using the **most recently collected** FIT data (or equivalent), provide the following:

- Determination of repair status for systems listed
- Description of any needed maintenance to ensure good repair
- The year and month in which the data were collected
- The overall rating

School Facility Good Repair Status (Most Recent Year) Year and month of the most recent FIT report: November 2018		
System Inspected	Repair Status	Repair Needed and Action Taken or Planned
Systems: Gas Leaks, Mechanical/HVAC, Sewer	Good	
Interior: Interior Surfaces	Fair	Bleachers in the gym are showing considerable wear and damage to the closing mechanisms and there is damage to some of the planks. Repair plans include recalibrating the hardware to allow for correct operation and replacement of suspect planks.
Cleanliness: Overall Cleanliness, Pest/ Vermin Infestation	Good	
Electrical: Electrical	Good	
Restrooms/Fountains: Restrooms, Sinks/ Fountains	Good	

School Facility Good Repair Status (Most Recent Year) Year and month of the most recent FIT report: November 2018		
System Inspected	Repair Status	Repair Needed and Action Taken or Planned
Safety: Fire Safety, Hazardous Materials	Good	
Structural: Structural Damage, Roofs	Fair	The Gym roof is in need of repair.
External: Playground/School Grounds, Windows/ Doors/Gates/Fences	Poor	The external windows in the school are older single pane unites with poor sealing ability and poor latching systems. Football field sprinkler system needs extensive repair to valves and sprinkler heads. Plans are in place to begin seeking quotes for window repair. Main shut off valve has been installed to allow for individual zones to be shut off for repair.

Overall Facility Rating (Most Recent Year)

Year and month of the most recent FIT report: November 2018	
Overall Rating	Fair

B. Pupil Outcomes

State Priority: Pupil Achievement

The SARC provides the following information relevant to the State priority: Pupil Achievement (Priority 4):

- **Statewide assessments** (i.e., California Assessment of Student Performance and Progress [CAASPP] System, which includes the Smarter Balanced Summative Assessments for students in the general education population and the California Alternate Assessments [CAAs] for English language arts/literacy [ELA] and mathematics given in grades three through eight and grade eleven. Only eligible students may participate in the administration of the CAAs. CAAs items are aligned with alternate achievement standards, which are linked with the Common Core State Standards [CCSS] for students with the most significant cognitive disabilities); and
- The percentage of students who have successfully completed courses that satisfy the requirements for entrance to the University of California and the California State University, or career technical education sequences or programs of study.

CAASPP Test Results in English Language Arts/Literacy (ELA) and Mathematics for All Students Grades Three through Eight and Grade Eleven

Subject	Percent of Students Meeting or Exceeding the State Standards (grades 3-8 and 11)					
	School		District		State	
	2016-17	2017-18	2016-17	2017-18	2016-17	2017-18
English Language Arts/Literacy (grades 3-8 and 11)	50.0	49.0	45.0	44.0	48.0	50.0
Mathematics (grades 3-8 and 11)	32.0	33.0	34.0	35.0	37.0	38.0

Note: Percentages are not calculated when the number of students tested is ten or less, either because the number of students in this category is too small for statistical accuracy or to protect student privacy.

Note: ELA and mathematics test results include the Smarter Balanced Summative Assessment and the CAA. The "Percent Met or Exceeded" is calculated by taking the total number of students who met or exceeded the standard on the Smarter Balanced Summative Assessment plus the total number of students who met the standard (i.e., achieved Level 3–Alternate) on the CAAs divided by the total number of students who participated in both assessments.

**CAASPP Test Results in ELA by Student Group
Grades Three through Eight and Grade Eleven (School Year 2017-18)**

Student Group	Total Enrollment	Number Tested	Percent Tested	Percent Met or Exceeded
All Students	73	70	95.89	48.57
Male	43	43	100.00	37.21
Female	30	27	90.00	66.67
Black or African American	--	--	--	--
Hispanic or Latino	--	--	--	--
White	56	54	96.43	48.15
Two or More Races	--	--	--	--
Socioeconomically Disadvantaged	31	30	96.77	60.00
English Learners	--	--	--	--
Students with Disabilities	--	--	--	--

Note: ELA test results include the Smarter Balanced Summative Assessment and the CAA. The "Percent Met or Exceeded" is calculated by taking the total number of students who met or exceeded the standard on the Smarter Balanced Summative Assessment plus the total number of students who met the standard (i.e., achieved Level 3–Alternate) on the CAAs divided by the total number of students who participated in both assessments.

Note: Double dashes (--) appear in the table when the number of students is ten or less, either because the number of students in this category is too small for statistical accuracy or to protect student privacy.

Note: The number of students tested includes all students who participated in the test whether they received a score or not; however, the number of students tested is not the number that was used to calculate the achievement level percentages. The achievement level percentages are calculated using only students who received scores.

**CAASPP Test Results in Mathematics by Student Group
Grades Three through Eight and Grade Eleven (School Year 2017-18)**

Student Group	Total Enrollment	Number Tested	Percent Tested	Percent Met or Exceeded
All Students	74	69	93.24	33.33
Male	44	42	95.45	30.95
Female	30	27	90	37.04
Black or African American	--	--	--	--
Hispanic or Latino	--	--	--	--
White	56	53	94.64	37.74
Two or More Races	--	--	--	--
Socioeconomically Disadvantaged	31	29	93.55	44.83
English Learners	--	--	--	--
Students with Disabilities	--	--	--	--

Note: Mathematics test results include the Smarter Balanced Summative Assessment and the CAA. The "Percent Met or Exceeded" is calculated by taking the total number of students who met or exceeded the standard on the Smarter Balanced Summative Assessment plus the total number of students who met the standard (i.e., achieved Level 3–Alternate) on the CAAs divided by the total number of students who participated in both assessments.

Note: Double dashes (--) appear in the table when the number of students is ten or less, either because the number of students in this category is too small for statistical accuracy or to protect student privacy.

Note: The number of students tested includes all students who participated in the test whether they received a score or not; however, the number of students tested is not the number that was used to calculate the achievement level percentages. The achievement level percentages are calculated using only students who received scores.

**CAASPP Test Results in Science for All Students
Grades Five, Eight, and Ten**

Subject	Percentage of Students Meeting or Exceeding the State Standard					
	School		District		State	
	2016-17	2017-18	2016-17	2017-18	2016-17	2017-18
Science (grades 5, 8, and 10)	N/A	N/A	N/A	N/A	N/A	N/A

Note: Cells with N/A values do not require data.

Note: The 2016–17 and 2017–18 data are not available. The CDE is developing a new science assessment based on the Next Generation Science Standards for California Public Schools (CA NGSS). The CAST was pilot-tested in spring 2017 and field-tested in spring 2018. The CAST will be administered operationally during the 2018–19 school year. The CAA for Science was pilot-tested for two years (i.e., 2016–17 and 2017–18) and the CAA for Science will be field-tested in 2018–19.

Note: Science test results include the CAST and the CAA for Science. The “Percent Met or Exceeded” is calculated by taking the total number of students who met or exceeded the standard on the CAST plus the total number of students who met the standard (i.e., achieved Level 3–Alternate) on the CAA for Science divided by the total number of students who participated on both assessments.

Career Technical Education Programs (School Year 2017-18)

- Thought the CTE Programs at LHS, students are able attend numerous activities that link education with career exploration and guidance. Through the activities associated with FFA competitions, meetings, and field days students interact with industry leaders and are able to visit many colleges. Students are provided with opportunities to explore the careers achievable after high school. The course advisor links course curriculum to current occupational realities, thus providing links to the current agricultural career landscape. Students are able to take advantage of multiple career assessments opportunities such as the ASVAB CEP program and I-CEV, (Online career and instructional courses) wherein students have the ability to obtain industry based certifications in the chosen course of study.
- Loyaltan High School provides a coherent pathway for students to obtain agricultural completer status through it's diverse Ag. program courses. The following courses are University of California A-G aligned, and lead to completer status and CTE certifications: Agriscience 1 and 2; Ag. Biology; Floriculture; Additional courses that are offered that lead to CTE certification and completer status are: Ag. Mechanics; Ag. Leadership; and Ag. Business; Animal Science; and Horticulture. The courses are offered by a highly qualified and credentialed advisor who ensures the Ag. program is operated by FFA and State Standards. The local CTE Agriculture plan is developed collaboratively with leadership and a local advisory panel comprised of industry experts. Every student has a Supervised Agricultural Work Experience whether in entrepreneurship or work placement. These projects are geared to the student's interests and promote the soft skills (work ethic, integrity, dependability). Additionally these projects are aligned to content standards within their stated goals. Additionally, Loyaltan High School's Ag. department students are able to tie in classroom learning with an on site "learning landscape area" which is located on school district property. The Ag. program assists in the management of the area as they study its animal and plant populations.
- Program effectiveness and curricular alignment to industry need are evaluated annually as a requirement for CTEIG and Perkins funding. The LHS Ag. Department meets quarterly with a local industry sector panel to stay current on industry trends and curricular alignment.

Career Technical Education Participation (School Year 2017-18)

Measure	CTE Program Participation
Number of pupils participating in CTE	45
% of pupils completing a CTE program and earning a high school diploma	13
% of CTE courses sequenced or articulated between the school and institutions of postsecondary education	100

Courses for University of California (UC) and/or California State University (CSU) Admission

UC/CSU Course Measure	Percent
2017–18 Pupils Enrolled in Courses Required for UC/CSU Admission	66.9
2016–17 Graduates Who Completed All Courses Required for UC/CSU Admission	54.6

State Priority: Other Pupil Outcomes

The SARC provides the following information relevant to the State priority: Other Pupil Outcomes (Priority 8):

- Pupil outcomes in the subject areas of physical education.

California Physical Fitness Test Results (School Year 2017-18)

Grade Level	Percent of Students Meeting Fitness Standards		
	Four of Six Standards	Five of Six Standards	Six of Six Standards
5	**	**	**
7	24.1	27.6	44.8
9	14.3	28.6	28.6

Note: Percentages are not calculated when the number of students tested is ten or less, either because the number of students in this category is too small for statistical accuracy or to protect student privacy.

C. Engagement

State Priority: Parental Involvement

The SARC provides the following information relevant to the State priority: Parental Involvement (Priority 3):

- Efforts the school district makes to seek parent input in making decisions for the school district and each school site.

Opportunities for Parental Involvement (School Year 2018-19)

Parents are valuable contributors to the Loyalton High School learning community. Our staff encourages and welcomes parental involvement. Parents are invited to participate in annual four-year planning evening sessions where the academic progress of their child(ren) is discussed one-on-one with staff members. Three parents are selected each year to serve on the Loyalton High School Site Council. Loyalton Booster Club and Loyalton Sports Club (middle school parents) membership is mostly comprised of parents who provide financial and physical support to school programs. Parents serve on Special Educational Advisory and English Language Learner parent panels. Additionally, parents serve on Agricultural and Wood Shop advisory panels. Parents are welcome to visit classrooms and are encouraged to participate in school activities. Parents are sought to serve on WASC Committees during accreditation visit years. Parents often serve as field trip chaperones and drivers to extra- and co-curricular activities. The school calendar or events and activities can be found at the school's website: loyaltonhighschool.com. Weekly automated phone calls are sent out each Sunday night, advertising the weeks upcoming events. The daily bulletin is available online through PowerSchool: powerschool.spjUSD.org/public. Parents who do not have their current login information for Powerschool may contact the school office at (530) 993-4454.

State Priority: Pupil Engagement

The SARC provides the following information relevant to the State priority: Pupil Engagement (Priority 5):

- High school dropout rates; and
- High school graduation rates.

Dropout Rate and Graduation Rate (Four-Year Cohort Rate)

Indicator	School			District			State		
	2014-15	2015-16	2016-17	2014-15	2015-16	2016-17	2014-15	2015-16	2016-17
Dropout Rate	100.0	4.2	0.0	88.0	2.9	0.0	10.7	9.7	9.1
Graduation Rate	0.0	95.8	100.0	4.0	97.1	100.0	82.3	83.8	82.7

For the formula to calculate the 2016–17 adjusted cohort graduation rate, see the 2017–18 Data Element Definitions document located on the SARC web page at <https://www.cde.ca.gov/ta/ac/sa/>.

Completion of High School Graduation Requirements - Graduating Class of 2017 (One-Year Rate)

Group	Graduating Class of 2017		
	School	District	State
All Students	100.0	96.0	88.7
Black or African American	0.0	0.0	82.2
American Indian or Alaska Native	0.0	0.0	82.8
Asian	0.0	0.0	94.9
Filipino	0.0	0.0	93.5
Hispanic or Latino	100.0	100.0	86.5
Native Hawaiian/Pacific Islander	0.0	0.0	88.6
White	94.1	89.5	92.1
Two or More Races	0.0	0.0	91.2
Socioeconomically Disadvantaged	100.0	100.0	88.6
English Learners	100.0	100.0	56.7
Students with Disabilities	0.0	0.0	67.1
Foster Youth	0.0	0.0	74.1

State Priority: School Climate

The SARC provides the following information relevant to the State priority: School Climate (Priority 6):

- Pupil suspension rates;
- Pupil expulsion rates; and
- Other local measures on the sense of safety.

Suspensions and Expulsions

Rate	School			District			State		
	2015-16	2016-17	2017-18	2015-16	2016-17	2017-18	2015-16	2016-17	2017-18
Suspensions	1.8	0.0	0.0	1.0	0.0	0.0	3.7	3.7	3.5
Expulsions	0.0	0.0	0.0	0.0	0.0	0.0	0.1	0.1	0.1

School Safety Plan (School Year 2018-19)

Loyalton High School staff and students enjoy a safe place to work and learn. Staff members remain vigilant during school breaks and before and after school each day. All visitors are asked to check in at the school office, and regular school volunteers are screened through the district screening process. The district School Safety Plan was revised and implemented in the fall of 2008 and reviewed annually since. Safety drills are performed; students are well aware of safety procedures during safety drills. District personnel are assigned to review health records and report to the staff the special health needs of students. Staff has been A.L.I.C.E. trained and will continue to be trained over the next 2 years.

School suspensions are extremely low and a positive school culture is supported. Loyalton High school uses restorative justice programs such as Peace Mediators to foster positive peer interaction and student leadership. This school year, Loyalton High School will be unveiling its PBIS program to continue its positive school culture.

The Leadership team of the Sierra-Plumas Joint Unified School District and the School Site Council have completed an update of our district/schools Safety Plan. Our Safety Plan is based on the National Emergency Management System and is reviewed by the Board of Education annually.

Average Class Size and Class Size Distribution (Secondary)

Subject	2015-16			2016-17			2017-18					
	Avg. Class Size	Number of Classrooms			Avg. Class Size	Number of Classrooms			Avg. Class Size	Number of Classrooms		
		1-22	23-32	33+		1-22	23-32	33+		1-22	23-32	33+
English	7.0	30			9.0	28	1		8.0	31	1	
Mathematics	11.0	14			10.0	20			12.0	14	2	
Science	10.0	10	1	1	10.0	11			12.0	7	2	
Social Science	6.0	27		1	5.0	28			5.0	26	2	

Note: Number of classes indicates how many classrooms fall into each size category (a range of total students per classroom). At the secondary school level, this information is reported by subject area rather than grade level.

Academic Counselors and Other Support Staff (School Year 2017-18)

Title	Number of FTE Assigned to School	Average Number of Students per Academic Counselor
Academic Counselor	.12	107
Counselor (Social/Behavioral or Career Development)	.12	N/A
Library Media Teacher (Librarian)	0	N/A
Library Media Services Staff (Paraprofessional)	.38	N/A
Psychologist	.37	N/A
Social Worker	0.0	N/A
Nurse	0.0	N/A
Speech/Language/Hearing Specialist	.12	N/A
Resource Specialist (non-teaching)	0	N/A
Other	1.7	N/A

Note: Cells with N/A values do not require data.

*One Full Time Equivalent (FTE) equals one staff member working full time; one FTE could also represent two staff members who each work 50 percent of full time.

Expenditures per Pupil and School Site Teacher Salaries (Fiscal Year 2016-17)

Level	Expenditures Per Pupil			Average Teacher Salary
	Total	Supplemental/ Restricted	Basic/ Unrestricted	
School Site	11597.78	567.87	11029.91	61224.53
District	N/A	N/A	10021.88	\$61,173
Percent Difference: School Site and District	N/A	N/A	9.6	-2.3
State	N/A	N/A	\$7,125	\$63,590
Percent Difference: School Site and State	N/A	N/A	50.6	-1.9

Note: Cells with N/A values do not require data.

The California Department of Education issued guidance to LEAs on August 1, 2018, regarding how to calculate school-level per-pupil expenditures that will be reported on 2018-19 report cards.

Types of Services Funded (Fiscal Year 2017-18)

According to the goals in our LCAP, budgeted funds were used to support students in the following programs and positions: Noon Lunch Supervisor, Intervention Aides, EIA/EL Aide to assist English Learners with core classes, Library Aide, GATE, FFA, athletics, and advanced placement and on-line classes. In addition, funding was provided for the purchase of technology to assist in our educational goals. Smartboards are installed in classrooms and students were issued ChromeBooks on a 1 to 1 ratio. Funding is also provided for professional development to keep teachers and administrators up to date in methods and curriculum. A Curriculum Coordinator position was created in part to train teachers in ways to integrate technology to enhance instruction. Classroom furniture updates are currently underway.

Teacher and Administrative Salaries (Fiscal Year 2016-17)

Category	District Amount	State Average for Districts In Same Category
Beginning Teacher Salary	\$36,965	\$42,990
Mid-Range Teacher Salary	\$70,177	\$61,614
Highest Teacher Salary	\$83,759	\$85,083
Average Principal Salary (Elementary)	\$88,274	\$100,802
Average Principal Salary (Middle)	\$0	\$105,404
Average Principal Salary (High)	\$88,863	\$106,243
Superintendent Salary	\$146,418	\$132,653
Percent of Budget for Teacher Salaries	27.0	30.0
Percent of Budget for Administrative Salaries	5.0	6.0

For detailed information on salaries, see the CDE Certificated Salaries & Benefits Web page at <http://www.cde.ca.gov/ds/fd/cs/>.

Advanced Placement (AP) Courses (School Year 2017-18)

Subject	Number of AP Courses Offered*	Percent of Students In AP Courses
Computer Science	0	N/A
English	1	N/A
Fine and Performing Arts	0	N/A
Foreign Language	0	N/A
Mathematics	1	N/A
Science	1	N/A
Social Science	1	N/A
All courses	4	12.1

Cells with N/A values do not require data.

*Where there are student course enrollments of at least one student.

Professional Development (Most Recent Three Years)

For the 2018-19 school year, SPJUSD has continued early release Wednesdays, which will focus on professional development and MTSS activities. During the past few years, we have spent time at Professional Learning Communities (PLCs) and faculty meetings on school-wide literacy systems such as note taking strategies, writing across the curriculum, academic vocabulary development, and reading. Additionally, teaching and learning have been enhanced by implementation of Marzano (Art and Science of Teaching and Learning) frameworks. Also, the staff has begun to narrow curricular focus to essential standards. This is also guided by the Marzano Laboratories. In addition, the district has promoted the use of technology by purchasing smart boards, computers, and other technology for classrooms and offering multiple in-service programs on their use and the development of classroom activities to support new standards. During a recent 1:1 initiative, all students of Loylton High School were provided with Google Chrome Books. Much professional development time this year has been designated toward the integration of this technology into the classrooms. The PLCs continue to encourage teacher collaboration for the improvement of subject area teaching, classroom management, and student learning and the development of systems to allow for continual improvement. Teacher meetings are held weekly every Tuesday afternoon. More and more we are including teaching strategies, plans for intervention, and school planning into these meetings. Student data is the beginning point of all planning each school year. In addition to test scores, the staff looks at grades and attendance data to plan for the success of each student in meeting individual goals. This data drives the direction the school takes in professional development, support services, and school goals for each year. School funds have been available for staff to attend a variety of subject specific or general professional development programs during the school year and summers. There is a provision in the certificated contract to pay stipends to teachers for attending in-service programs during holidays or school vacations. Release time is provided for programs offered during the school year. Administration makes every effort to encourage and support professional development.

Sierra Pass Continuation School

School Accountability Report Card

Reported Using Data from the 2017-18 School Year

Published During 2018-19

By February 1 of each year, every school in California is required by state law to publish a School Accountability Report Card (SARC). The SARC contains information about the condition and performance of each California public school. Under the Local Control Funding Formula (LCFF) all local educational agencies (LEAs) are required to prepare a Local Control and Accountability Plan (LCAP), which describes how they intend to meet annual school-specific goals for all pupils, with specific activities to address state and local priorities. Additionally, data reported in an LCAP is to be consistent with data reported in the SARC.

- For more information about SARC requirements, see the California Department of Education (CDE) SARC Web page at <http://www.cde.ca.gov/ta/ac/sa/>.
- For more information about the LCFF or LCAP, see the CDE LCFF Web page at <http://www.cde.ca.gov/fg/aa/lc/>.
- For additional information about the school, parents/guardians and community members should contact the school principal or the district office.

DataQuest

DataQuest is an online data tool located on the CDE DataQuest Web page at <http://dq.cde.ca.gov/dataquest/> that contains additional information about this school and comparisons of the school to the district and the county. Specifically, DataQuest is a dynamic system that provides reports for accountability (e.g., test data, enrollment, high school graduates, dropouts, course enrollments, staffing, and data regarding English learners).

Internet Access

Internet access is available at public libraries and other locations that are publicly accessible (e.g., the California State Library). Access to the Internet at libraries and public locations is generally provided on a first-come, first-served basis. Other use restrictions may include the hours of operation, the length of time that a workstation may be used (depending on availability), the types of software programs available on a workstation, and the ability to print documents.

About This School

Contact Information (School Year 2018-19)

School Contact Information	
School Name	Sierra Pass Continuation School
Street	109 Beckwith Road
City, State, Zip	Loyalton CA 96118
Phone Number	530-993-1660 x160
Principal	Thomas Jones
E-mail Address	tjones@spjUSD.org
Web Site	www.sierracountyofficeofeducation.org
CDS Code	46701774630034

District Contact Information	
District Name	Sierra-Plumas Joint Unified School District
Phone Number	530 993-1660
Superintendent	Dr. Merrill M. Grant
E-mail Address	mgrant@spjUSD.org
Web Site	www.sierracountyofficeofeducation.org

School Description and Mission Statement (School Year 2018-19)

Sierra Pass Continuation High School is a small alternative education school located in a small rural county. We strive to give the students a comprehensive high school experience while addressing their unique educational needs with personalized academics and scheduling. Students receive personalized attention in setting and achieving their academic goals. The dedicated staff can tailor each student's academic and vocational programs to directly address their needs while meeting the requirements for graduation.

Student Enrollment by Grade Level (School Year 2017-18)

Grade Level	Number of Students
Grade 12	3
Total Enrollment	3

Student Enrollment by Group (School Year 2017-18)

Student Group	Percent of Total Enrollment
Black or African American	0.0
American Indian or Alaska Native	33.3
Asian	0.0
Filipino	0.0
Hispanic or Latino	0.0
Native Hawaiian or Pacific Islander	0.0
White	66.7
Socioeconomically Disadvantaged	100.0
English Learners	0.0
Students with Disabilities	66.7
Foster Youth	0.0

A. Conditions of Learning

State Priority: Basic

The SARC provides the following information relevant to the State priority: Basic (Priority 1):

- Degree to which teachers are appropriately assigned and fully credentialed in the subject area and for the pupils they are teaching;
- Pupils have access to standards-aligned instructional materials; and
- School facilities are maintained in good repair.

Teacher Credentials

Teachers	School			District
	2016-17	2017-18	2018-19	2018-19
With Full Credential	1	1	1	29
Without Full Credential	0	0	0	3
Teaching Outside Subject Area of Competence (with full credential)	1	1	1	1

Teacher Misassignments and Vacant Teacher Positions

Indicator	2016-17	2017-18	2018-19
Misassignments of Teachers of English Learners	0	0	0
Total Teacher Misassignments *	1	1	1
Vacant Teacher Positions	0	0	0

Note: "Misassignments" refers to the number of positions filled by teachers who lack legal authorization to teach that grade level, subject area, student group, etc.

* Total Teacher Misassignments includes the number of Misassignments of Teachers of English Learners.

Quality, Currency, Availability of Textbooks and Instructional Materials (School Year 2018-19)

Year and month in which data were collected: November 2018

Subject	Textbooks and Instructional Materials/ Year of Adoption	From Most Recent Adoption?	Percent of Students Lacking Own Assigned Copy
Reading/Language Arts	Grades 7 & 8: Windows and Mirrors Levels Levels 1&2 , EMC Publishing LLC, 2016, Adopted 2016 Grades 9-12: Windows and Mirrors Levels 3&4, American, and British Literature, EMC Publishing LLC, 2016, Adopted 2016 AP English Lit: Norton Introduction to Literature - W.W. Norton & Company, 2002 Adopted 2003 AP English Lang: The Norton Reader: An Anthology of Nonfiction Prose, W.W. Norton & Company, 2000 Adopted 2003 AP English Lang: Everything's an Argument, Bedford/St. Martin's, 2001 Adopted 2003 Grades 7-12: Holt Handbook - Holt, Rinehart, & Winston, 2003 Adopted 2003 Grades 10-12: Literature & Language Arts, Third to Sixth Courses - Holt, Rinehart, & Winston, 2003 Adopted 2003 Basic English Composition, American Guidance Services, Inc. (AGS), 2003, Not Adopted Basic English Grammar, American Guidance Services, Inc. (AGS), 2003, Not Adopted Basic English, American Guidance Services, Inc. (AGS), 2002, Not Adopted Exploring Literature, American Guidance Services, Inc. (AGS), 1999, Not Adopted World Literature, American Guidance Services, Inc. (AGS), 1999, Not Adopted	Yes	0

Subject	Textbooks and Instructional Materials/ Year of Adoption	From Most Recent Adoption?	Percent of Students Lacking Own Assigned Copy
	American Literature, American Guidance Services, Inc. (AGS), 1999, Not Adopted		
Mathematics	Grade 7 - Mathematics, Course 2 Common Core Math, Pearson/Prentice Hall, 2013 Adopted 2015 Grade 8 - Mathematics, Course 3 Common Core Math, Pearson/Prentice Hall, 2013 Adopted 2015 Algebra 1 - Algebra 1 Common Core - Pearson, 2015 Adopted 2015 Geometry - Geometry Common Core - Pearson, 2015 Adopted 2015 Algebra 2 - Algebra II Common Core - Pearson, 2015 Adopted 2015 Trigonometry/Advanced Math Topics - PreCalculus - Houghton Mifflin Company, 2004 Adopted 2009 Calculus - Calculus Common Core - Pearson, 2015 Adopted 2015 Algebra 1 - Glencoe/McGraw-Hill Companies, 2008 Adopted 2009 Basic Math Skills, American Guidance Services, Inc. (AGS), 2003 Life Skills Mathematics, American Guidance Services, Inc. (AGS), 2003 Pre Algebra, American Guidance Services, Inc. (AGS), 2004 Algebra, American Guidance Services, Inc. (AGS), 2004 Algebra 2, American Guidance Services, Inc. (AGS), 2004 Geometry, American Guidance Services, Inc. (AGS), 2005 Consumer Mathematics, American Guidance Services, Inc. (AGS), 2003	Yes	0
Science	Grade 7 - Life Science, Glencoe McGraw Hill, 2012 Adopted 2013 Grade 8 - Physical Science, Glencoe McGraw Hill, 2012 Adopted 2013 Biology - Biology, Glencoe McGraw-Hill, 2012 Adopted 2013 Earth Science - Geology, The Environment, and the Universe, McGraw-Hill Companies, 2013 Adopted 2013 Chemistry - Chemistry - Glencoe McGraw Hill, 2013 Adopted 2013 AP Chemistry - Chemistry, AP Edition, 8th Edition, Brooks/Cole Cengage Learning, 2012 Adopted 2013 Physics - Physics - Pearson, 2012 Adopted 2013 Biology - Glencoe/McGraw-Hill, 2012 Adopted 2013 Earth Science - Geology, The Environment, and the Universe, McGraw-Hill Companies, 2013 Adopted 2013 Earth Science, American Guidance Services, Inc. (AGS), 2004, Not Adopted	Yes	0

Subject	Textbooks and Instructional Materials/ Year of Adoption	From Most Recent Adoption?	Percent of Students Lacking Own Assigned Copy
	Biology, American Guidance Services, Inc. (AGS), 2004, Not Adopted Physical Science, American Guidance Services, Inc. (AGS), 2004, Not Adopted		
History-Social Science	World History - Modern World History Patterns of Interaction - McDougal Littell 2009 Adopted 2009 US History - The Americans, McDougall-Littell, 2000 Adopted 2001 Government - Magruder's American Government - Prentice Hall Adopted 2013 Economics - Principles in Action - Prentice Hall 2007 Adopted 2009 World History, American Guidance Services, Inc. (AGS), 2001, Not Adopted World Geography, American Guidance Services, Inc. (AGS), 2001, Not Adopted US History, American Guidance Services, Inc. (AGS), 2005, Not Adopted History of Our Nation, 1865 to Present, American Guidance Services, Inc. (AGS), 2005, Not Adopted US Government, American Guidance Services, Inc. (AGS), 2005, Not Adopted Economics, American Guidance Services, Inc. (AGS), 2005, Not Adopted	Yes	0
Health	Health Promotion Waves curriculum - Health Wave, 2010, all reproducible units Adopted 2011 Discover Health, American Guidance Services, Inc. (AGS), 2000, Not Adopted	Yes	N/A

School Facility Conditions and Planned Improvements (Most Recent Year)

To determine the condition of our facilities, our district performs an annual inspection using the Facilities Inspection Tool, which is issued by the Office of Public School Construction. Sierra Pass school consists of one portable building and relocatable restroom. Based on that survey, we've answered the questions you see on this report. Please note that the information reflects the condition of our building as of the date of the report. Since that time, those conditions may have changed.

School Facility Good Repair Status (Most Recent Year)

Using the **most recently collected** FIT data (or equivalent), provide the following:

- Determination of repair status for systems listed
- Description of any needed maintenance to ensure good repair
- The year and month in which the data were collected
- The overall rating

School Facility Good Repair Status (Most Recent Year) Year and month of the most recent FIT report: October 2018		
System Inspected	Repair Status	Repair Needed and Action Taken or Planned
Systems: Gas Leaks, Mechanical/HVAC, Sewer	Good	
Interior: Interior Surfaces	Good	
Cleanliness: Overall Cleanliness, Pest/Vermin Infestation	Good	
Electrical: Electrical	Good	
Restrooms/Fountains: Restrooms, Sinks/Fountains	Good	
Safety: Fire Safety, Hazardous Materials	Good	
Structural: Structural Damage, Roofs	Good	
External: Playground/School Grounds, Windows/ Doors/Gates/Fences	Good	

Overall Facility Rating (Most Recent Year)

Year and month of the most recent FIT report: October 2018	
Overall Rating	Good

B. Pupil Outcomes

State Priority: Pupil Achievement

The SARC provides the following information relevant to the State priority: Pupil Achievement (Priority 4):

- **Statewide assessments** (i.e., California Assessment of Student Performance and Progress [CAASPP] System, which includes the Smarter Balanced Summative Assessments for students in the general education population and the California Alternate Assessments [CAAs] for English language arts/literacy [ELA] and mathematics given in grades three through eight and grade eleven. Only eligible students may participate in the administration of the CAAs. CAAs items are aligned with alternate achievement standards, which are linked with the Common Core State Standards [CCSS] for students with the most significant cognitive disabilities); and
- The percentage of students who have successfully completed courses that satisfy the requirements for entrance to the University of California and the California State University, or career technical education sequences or programs of study.

CAASPP Test Results in English Language Arts/Literacy (ELA) and Mathematics for All Students Grades Three through Eight and Grade Eleven

Subject	Percent of Students Meeting or Exceeding the State Standards (grades 3-8 and 11)					
	School		District		State	
	2016-17	2017-18	2016-17	2017-18	2016-17	2017-18
English Language Arts/Literacy (grades 3-8 and 11)						
Mathematics (grades 3-8 and 11)						

Note: Percentages are not calculated when the number of students tested is ten or less, either because the number of students in this category is too small for statistical accuracy or to protect student privacy.

Note: ELA and mathematics test results include the Smarter Balanced Summative Assessment and the CAA. The "Percent Met or Exceeded" is calculated by taking the total number of students who met or exceeded the standard on the Smarter Balanced Summative Assessment plus the total number of students who met the standard (i.e., achieved Level 3–Alternate) on the CAAs divided by the total number of students who participated in both assessments.

CAASPP Test Results in ELA by Student Group Grades Three through Eight and Grade Eleven (School Year 2017-18)

Student Group	Total Enrollment	Number Tested	Percent Tested	Percent Met or Exceeded
All Students				

Note: ELA test results include the Smarter Balanced Summative Assessment and the CAA. The "Percent Met or Exceeded" is calculated by taking the total number of students who met or exceeded the standard on the Smarter Balanced Summative Assessment plus the total number of students who met the standard (i.e., achieved Level 3–Alternate) on the CAAs divided by the total number of students who participated in both assessments.

Note: Double dashes (--) appear in the table when the number of students is ten or less, either because the number of students in this category is too small for statistical accuracy or to protect student privacy.

Note: The number of students tested includes all students who participated in the test whether they received a score or not; however, the number of students tested is not the number that was used to calculate the achievement level percentages. The achievement level percentages are calculated using only students who received scores.

CAASPP Test Results in Mathematics by Student Group Grades Three through Eight and Grade Eleven (School Year 2017-18)

Student Group	Total Enrollment	Number Tested	Percent Tested	Percent Met or Exceeded
All Students				

Note: Mathematics test results include the Smarter Balanced Summative Assessment and the CAA. The "Percent Met or Exceeded" is calculated by taking the total number of students who met or exceeded the standard on the Smarter Balanced Summative Assessment plus the total number of students who met the standard (i.e., achieved Level 3–Alternate) on the CAAs divided by the total number of students who participated in both assessments.

Note: Double dashes (--) appear in the table when the number of students is ten or less, either because the number of students in this category is too small for statistical accuracy or to protect student privacy.

Note: The number of students tested includes all students who participated in the test whether they received a score or not; however, the number of students tested is not the number that was used to calculate the achievement level percentages. The achievement level percentages are calculated using only students who received scores.

**CAASPP Test Results in Science for All Students
Grades Five, Eight, and Ten**

Subject	Percentage of Students Meeting or Exceeding the State Standard					
	School		District		State	
	2016-17	2017-18	2016-17	2017-18	2016-17	2017-18
Science (grades 5, 8, and 10)	N/A	N/A	N/A	N/A	N/A	N/A

Note: Cells with N/A values do not require data.

Note: The 2016–17 and 2017–18 data are not available. The CDE is developing a new science assessment based on the Next Generation Science Standards for California Public Schools (CA NGSS). The CAST was pilot-tested in spring 2017 and field-tested in spring 2018. The CAST will be administered operationally during the 2018–19 school year. The CAA for Science was pilot-tested for two years (i.e., 2016–17 and 2017–18) and the CAA for Science will be field-tested in 2018–19.

Note: Science test results include the CAST and the CAA for Science. The “Percent Met or Exceeded” is calculated by taking the total number of students who met or exceeded the standard on the CAST plus the total number of students who met the standard (i.e., achieved Level 3–Alternate) on the CAA for Science divided by the total number of students who participated on both assessments.

Career Technical Education Programs (School Year 2017-18)

Being a continuation school, Sierra Pass has limited time that the students attend class. They are required to spend 15 hours a week at school. This leaves little time to take classes related to career technical education. Our teacher does spend time with them on assisting students with resume writing, filling our applications, and doing career research. We are also limited on facilities that can provide CTE classes. Sierra Pass students do participate in a horticulture class as an elective. Workability provides on-the-job training for those students with an IEP.

Career Technical Education Participation (School Year 2017-18)

Measure	CTE Program Participation
Number of pupils participating in CTE	0
% of pupils completing a CTE program and earning a high school diploma	0
% of CTE courses sequenced or articulated between the school and institutions of postsecondary education	0

Courses for University of California (UC) and/or California State University (CSU) Admission

UC/CSU Course Measure	Percent
2017–18 Pupils Enrolled in Courses Required for UC/CSU Admission	100.0
2016–17 Graduates Who Completed All Courses Required for UC/CSU Admission	

State Priority: Other Pupil Outcomes

The SARC provides the following information relevant to the State priority: Other Pupil Outcomes (Priority 8):

- Pupil outcomes in the subject areas of physical education.

C. Engagement

State Priority: Parental Involvement

The SARC provides the following information relevant to the State priority: Parental Involvement (Priority 3):

- Efforts the school district makes to seek parent input in making decisions for the school district and each school site.

Opportunities for Parental Involvement (School Year 2018-19)

Parents are encouraged and welcome to visit their child's classroom at any time during the school day. Meetings with parents happen as soon as a student appears to be falling behind their scheduled course of study for graduation. Students and parents are encouraged to participate in annual 4-year planning sessions that are held each spring before the start of the next school year. These sessions are an opportunity to review their students' progress toward graduation and determine their next year's classes. At the beginning of each school year, the parents and students are provided with their log-in information for PowerSchool access. This gives them the opportunity to monitor completion and grades of assignments for each class.

State Priority: Pupil Engagement

The SARC provides the following information relevant to the State priority: Pupil Engagement (Priority 5):

- High school dropout rates; and
- High school graduation rates.

Dropout Rate and Graduation Rate (Four-Year Cohort Rate)

Indicator	School			District			State		
	2014-15	2015-16	2016-17	2014-15	2015-16	2016-17	2014-15	2015-16	2016-17
Dropout Rate	--	--		88.0	2.9	0.0	10.7	9.7	9.1
Graduation Rate	--	--		4.0	97.1	100.0	82.3	83.8	82.7

For the formula to calculate the 2016–17 adjusted cohort graduation rate, see the 2017–18 Data Element Definitions document located on the SARC web page at <https://www.cde.ca.gov/ta/ac/sa/>.

State Priority: School Climate

The SARC provides the following information relevant to the State priority: School Climate (Priority 6):

- Pupil suspension rates;
- Pupil expulsion rates; and
- Other local measures on the sense of safety.

Suspensions and Expulsions

Rate	School			District			State		
	2015-16	2016-17	2017-18	2015-16	2016-17	2017-18	2015-16	2016-17	2017-18
Suspensions	9.1	0.0	0.0	1.0	0.0	0.0	3.7	3.7	3.5
Expulsions	0.0	0.0	0.0	0.0	0.0	0.0	0.1	0.1	0.1

School Safety Plan (School Year 2018-19)

Sierra Pass Continuation High School staff and students enjoy a safe place to work and learn. Staff members remain vigilant during school breaks and before and after school each day. All visitors are asked to check in at the district office, and regular school volunteers are screened through the district screening process. The district School Safety Plan was revised and implemented in the fall of 2008 and reviewed annually since. Monthly safety drills are performed; students are well aware of safety procedures during safety drills. Sierra Pass staff are trained in A.L.I.C.E. protocols. District personnel are assigned to review health records and report to the staff the special health needs of students.

The Leadership team of the Sierra-Plumas Joint Unified School District has completed an update of our district/schools Safety Plan. Our Safety Plan is based on the National Emergency Management System and is reviewed by the Board of Education annually.

Average Class Size and Class Size Distribution (Secondary)

Subject	2015-16			2016-17			2017-18					
	Avg. Class Size	Number of Classrooms			Avg. Class Size	Number of Classrooms			Avg. Class Size	Number of Classrooms		
		1-22	23-32	33+		1-22	23-32	33+		1-22	23-32	33+
English	2.0	3			2.0	3			2.0	2		
Mathematics	1.0	3			2.0	3			2.0	1		
Science	1.0	2			1.0	1			1.0	1		
Social Science	4.0	2			3.0	2			2.0	2		

Note: Number of classes indicates how many classrooms fall into each size category (a range of total students per classroom). At the secondary school level, this information is reported by subject area rather than grade level.

Academic Counselors and Other Support Staff (School Year 2017-18)

Title	Number of FTE Assigned to School	Average Number of Students per Academic Counselor
Academic Counselor	0	0
Counselor (Social/Behavioral or Career Development)	0	N/A
Library Media Teacher (Librarian)	0	N/A
Library Media Services Staff (Paraprofessional)	0	N/A
Psychologist	0	N/A
Social Worker	0	N/A
Nurse	0	N/A
Speech/Language/Hearing Specialist	0	N/A
Resource Specialist (non-teaching)	0	N/A
Other	0	N/A

Note: Cells with N/A values do not require data.

*One Full Time Equivalent (FTE) equals one staff member working full time; one FTE could also represent two staff members who each work 50 percent of full time.

Expenditures per Pupil and School Site Teacher Salaries (Fiscal Year 2016-17)

Level	Expenditures Per Pupil			Average Teacher Salary
	Total	Supplemental/ Restricted	Basic/ Unrestricted	
School Site	12862.94	142.29	12720.65	51,146
District	N/A	N/A	10021.88	\$61,173
Percent Difference: School Site and District	N/A	N/A	23.7	-20.2
State	N/A	N/A	\$7,125	\$63,590
Percent Difference: School Site and State	N/A	N/A	63.7	-19.8

Note: Cells with N/A values do not require data.

The California Department of Education issued guidance to LEAs on August 1, 2018, regarding how to calculate school-level per-pupil expenditures that will be reported on 2018-19 report cards.

Types of Services Funded (Fiscal Year 2017-18)

N/A

Teacher and Administrative Salaries (Fiscal Year 2016-17)

Category	District Amount	State Average for Districts In Same Category
Beginning Teacher Salary	\$36,965	\$42,990
Mid-Range Teacher Salary	\$70,177	\$61,614
Highest Teacher Salary	\$83,759	\$85,083
Average Principal Salary (Elementary)	\$88,274	\$100,802
Average Principal Salary (Middle)	\$0	\$105,404
Average Principal Salary (High)	\$88,863	\$106,243
Superintendent Salary	\$146,418	\$132,653
Percent of Budget for Teacher Salaries	27.0	30.0
Percent of Budget for Administrative Salaries	5.0	6.0

For detailed information on salaries, see the CDE Certificated Salaries & Benefits Web page at <http://www.cde.ca.gov/ds/fd/cs/>.

Advanced Placement (AP) Courses (School Year 2017-18)

Subject	Number of AP Courses Offered*	Percent of Students In AP Courses
Computer Science	0	N/A
English	0	N/A
Fine and Performing Arts	0	N/A
Foreign Language	0	N/A
Mathematics	0	N/A
Science	0	N/A
Social Science	0	N/A
All courses	0	.0

Cells with N/A values do not require data.

*Where there are student course enrollments of at least one student.

Professional Development (Most Recent Three Years)

Sierra Pass Continuation High School has one certificated teacher. She seeks out professional development in all areas of curriculum and behavior. School funds are available for staff to attend a variety of subject specific or general professional development programs during the school year and summers. There is a provision in the certificated contract to pay stipends to teachers for attending in-service programs during school holidays or school vacations. Release time is provided for programs offered during the school year. Administration makes every effort to encourage and support professional development.

**SIERRA-PLUMAS JOINT UNIFIED SCHOOL DISTRICT
Superintendent Evaluation 2018-19**

Please use the sections below to complete the performance evaluation of the Superintendent of Schools for the 2018-2019 school year.

1. District, School and Staff Culture

- a. In year six, continue to establish a professional, supportive environment for all staff and the Board of Education with superintendent that permeates all interaction in order to deliver an outstanding education for all Sierra County students. Motto for the year = "Quality Systems Throughout".

Exceeds Expectations Meets Expectations Does Not Meet Expectations

Comment regarding District, School and Staff Culture:

2. Management of Operations and Fiscal Services

- a. Live within budgetary means with balance of fiscal integrity, program quality enhancement, and professional development. Stabilize overall budget and monitor possible flattening out of revenue statewide.

Exceeds Expectations Meets Expectations Does Not Meet Expectations

- b. Continue to improve internal and external site communication.

Exceeds Expectations Meets Expectations Does Not Meet Expectations

- c. Develop a three-year deferred maintenance project schedule. Engage Board and staff with plan and allocated fiscal resources.

Exceeds Expectations Meets Expectations Does Not Meet Expectations

d. Enhance negotiations process with cleaner communication (new CTA rep).

Exceeds Expectations Meets Expectations Does Not Meet Expectations

e. Work with the Board to enculturate new Board members with enhanced professional development opportunities and whole Board workshops.

Exceeds Expectations Meets Expectations Does Not Meet Expectations

f. Safety enhancements throughout—law enforcement and school sites.

Exceeds Expectations Meets Expectations Does Not Meet Expectations

Personal:

a. Engage more communication with support personnel—all district staff.

Exceeds Expectations Meets Expectations Does Not Meet Expectations

b. Work through negotiations/relationship building in positive manner.

Exceeds Expectations Meets Expectations Does Not Meet Expectations

c. Ensure Board that Leadership in many areas, incorporating many situational styles, is being conducted day-to-day throughout the year.

Exceeds Expectations Meets Expectations Does Not Meet Expectations

Comment regarding management of operations and fiscal services:

3. Educational Program

- a. Explore multiple opportunities for our schools to invite parents and other supporters of our students to partner in embellishing the student experience. Enhance the School Site Councils to directly contribute to the LCAP, local site improvement, and other mandated documents.

Exceeds Expectations Meets Expectations Does Not Meet Expectations

- b. Interface with the Sierra Schools Foundation/Boosters as they continue to grow with new leadership to support new programs and opportunities for students throughout the County.

Exceeds Expectations Meets Expectations Does Not Meet Expectations

- c. Monitor the relevance/subject matter and become intimately involved in the Early Release Wednesday professional development sessions.

Exceeds Expectations Meets Expectations Does Not Meet Expectations

- d. Develop Downieville School deeper with Lead Teacher/systems/and pending impact of key retirement.

Exceeds Expectations Meets Expectations Does Not Meet Expectations

e. Implement the overall professional development plan to address and prepare for testing, statewide standards, new textbooks/curriculum, and the teaching methodologies needed to reach our students with these new components. Work closely with new enhanced Curriculum Coordinator.

Exceeds Expectations Meets Expectations Does Not Meet Expectations

f. SELPA excellence to be attained with new Director. Oversee progress.

Exceeds Expectations Meets Expectations Does Not Meet Expectations

g. Continue to deepen relationships with other County agencies and be an active participant in County affairs both informal and formal.

Exceeds Expectations Meets Expectations Does Not Meet Expectations

h. Provide more public relations materials directly to local media.

Exceeds Expectations Meets Expectations Does Not Meet Expectations

i. Explore opportunities to promote District to attract increased enrollment.

Exceeds Expectations Meets Expectations Does Not Meet Expectations

Personal:

a. Elected president of Loyaltan Rotary 2018-19.

Exceeds Expectations Meets Expectations Does Not Meet Expectations

b. Ensure employees feel supported by superintendent

Exceeds Expectations Meets Expectations Does Not Meet Expectations

c. Respond to Identifiers from the Accountability Dashboard

Exceeds Expectations Meets Expectations Does Not Meet Expectations

Comment on Educational Program:

Additional Comments:

SIERRA-PLUMAS JOINT UNIFIED SCHOOL DISTRICT DONATION OF SURPLUS PROPERTY



Surplus Items: 1 (One) School House Bell

The age of the bell is unknown. An estimated value is \$120. The Sierra County Historical Society would like to restore the bell and place it in its original location on top of the school at the Old Sierra City Schoolhouse. The bell presently has a sign stating it is on loan from Sierra-Plumas Unified School District. The bell does not have an asset tag and is not listed on inventory.

Recommendation: Donate the Surplus item to Sierra County Historical Society for restoration and placement in its original location at the Old Sierra City Schoolhouse.