

**AGENDA FOR THE MEETING OF THE GOVERNING BOARD OF
THE SIERRA-PLUMAS JOINT UNIFIED SCHOOL DISTRICT**

May 10, 2016

Immediately following the 6:00 pm meeting of the Sierra County Board of Education
Sierra County Office of Education, 109 Beckwith Rd., Room 4, Loyalton, CA 96118
This meeting will be available for videoconferencing at Downieville School, 130 School Street, Downieville CA 95936

In the case of a technological difficulty at either school site, videoconferencing will not be available.

Any individual who requires disability-related accommodations or modifications including auxiliary aids and services in order to participate in the Board meeting should contact the Superintendent or designee in writing.

Public inspection of agenda documents that are distributed to the Board less than 72 hours before the meeting, will be made available at Sierra-Plumas Joint Unified School District, 109 Beckwith Road, Room 3, Loyalton, CA, 96118, and posted with the online agenda at <http://www.sierracountyofficeofeducation.org> (Government Code 54957.5)

- A. CALL TO ORDER
(Please be advised that this meeting will be recorded.)
- B. ROLL CALL
- C. APPROVAL OF AGENDA
- D. INFORMATION/DISCUSSION ITEMS
 - 1. Superintendent's Report
 - a. Summer Professional Development Plans
 - b. NorCal/SoCal Superintendents Symposium
 - c. Local Control Accountability Plan State of the Schools
 - d. Reconfiguration of Loyalton Elementary School, Grades Second and Third
 - e. Interdistrict Attendance Agreements:

New/Renewal	School Year	Grade Entering	District of Residence	Receiving District
New	2016-17	7	Sierra	Washoe
New	2016-17	K	Sierra	Washoe
New	2016-17	2	Sierra	Washoe
Renewal	2016-17	5	Sierra	Washoe
Renewal	2016-17	11	Sierra	Washoe
Renewal	2016-17	8	Sierra	Washoe
Renewal	2016-17	3	Sierra	Washoe
Renewal	2016-17	6	Sierra	Washoe
Renewal	2016-17	8	Sierra	Washoe
Renewal	2016-17	4	Sierra	Washoe
Renewal	2016-17	9	Sierra	Washoe
New	2016-17	7	Camptonville	Sierra
New	2016-17	4	Camptonville	Sierra
New	2016-17	1	Camptonville	Sierra

2. Business Report

- a. Board Report-Expenditures by Object 7/1/15 to 4/30/16**
- b. Eighth Month Enrollments for the 2015-2016 School Year**

3. Staff Reports (5 minutes)

4. SPTA Report (5 minutes)

5. Board Members' Report (5 minutes)

6. Public Comment

This is an opportunity for members of the public to directly address the governing board on any item of interest that is within the subject matter jurisdiction of the governing board whether or not it is listed on the agenda. Five minutes may be allotted to each speaker and a maximum of twenty minutes to each subject matter. (Education Code 35145.5; Bylaw 9322; Government Code 54954.3)

- a. Current location
- b. Videoconference location

E. CONSENT CALENDAR

1. Approval of the minutes of the Regular Board meeting held April 12, 2016**
2. Approval of minutes of the Special Board meeting held April 28, 2016**
3. Approval of the bill warrants for the month of April 2016**
4. Review of BP/AR/E 5116.1, Intradistrict Open Enrollment^{^^}(The Board shall annually review this policy. - Education Code 35160.5, 48980)

F. ACTION ITEMS

1. New Business

PUBLIC HEARING-LCAP

1516-160 Public Hearing and Presentation of the 2016-17 Local Control and Accountability Plan will address any public comments and questions** (Grant)

PUBLIC HEARING-S-PJUSD Budget

1516-161 Public Hearing and Presentation of the 2016-17 Proposed Budget to inform the public and to receive and address public comments** (Asquith)

PUBLIC HEARING-Proposition 30, Education Protection Account

1516-162 Public Hearing to receive public comment on the use of Proposition 30 funding for 2016-2017** (Asquith)

1516-163 Acceptance of Resignation of Hillary Lozano, Downieville School Instructional Aide, .83 FTE (**under separate cover)

- 1516-164 Authorization to fill instructional Aide, .9 FTE, Downieville Elementary School
- 1516-165 Acceptance of letter of resignation from Tammy Muldoon, Instructional Aide, effective June 10, 2016 (**under separate cover)
- 1516-166 Authorization to fill Instructional Aide position, Loyalton Schools, .83 FTE
- 1516-167 Discussion Only: Sierra Pass Configuration for 2016-17 (Jones)
- 1516-168 Approval of 2016-17 Extra Duty Assignments **
- 1516-169 Authorization for Out of State Travel/Conference Request to Salt Lake City, Utah, for Stephen Fillo, Downieville High School teacher**
- 1516-170 Approval of Addendum to Agreement No. 2013-10D, between Sierra-Plumas Joint Unified School District and Sierra County Office of Education**
- 1516-171 Approval of Budget Transfer for Chrome Books**
- 1516-172 Approval of Sierra-Plumas Joint Unified School District Wellness Policy^^
- 1516-173 Approval of Sierra-Plumas Joint Unified School District Child Nutrition Policy**
- 1516-174 Authorization for Certificated Employees to participate in up to three Staff Development Activities during 2016-17, designed by teachers for teachers pursuant to the provision of SB1193, at least six hours in length, to be compensated at the rate of \$200 per documented Staff Development Activity. (SPTA Collective Bargaining Agreement Article 3.11)
- 1516-175 Approval of Tuition Agreement for Washoe County School District Students to Attend School in an Adjoining District**

BOARD POLICIES AND ADMINISTRATIVE REGULATIONS

- 1516-176 Approval of Board Policy and Administrative Regulation 3515.2, Disruptions^^
- 1516-177 Approval of Board Policy 5030, Student Wellness^^
- 1516-178 Approval of Board Policy 5146, Married/Pregnant/Parenting Students^^
- 1516-179 *First Reading*, Board Policy and Exhibit 3515.7, Firearms on School Grounds^^

G. ADVANCED PLANNING

1. Next Regular Board Meeting will be held on June 14, 2016, at Downieville School, 130 School Street, Downieville CA 95936, beginning with Closed Session, as needed, at 5 pm and the Regular Board Meeting at 6:00 pm.

2. Suggested Agenda items

a. _____

b. _____

H. ADJOURNMENT



Dr. Merrill M. Grant, Superintendent

**enclosed

*handout

^^County agenda backup

Balances through April						Fiscal Year 2015/16
Object	Description	Adopted Budget	Revised Budget	Encumbered	Expenditure	Account Balance
Fund 01 - General FD						
1100	Teachers Salaries	1,567,061.00	1,539,408.00	292,642.50	1,209,521.74	37,243.76
1105	Per Diem - Same Day Travel	500.00	500.00		22.00	478.00
1115	Extra Duty Hourly	5,000.00	7,720.00		7,640.00	80.00
1120	Certificated Substitutes	40,000.00	38,200.00		33,595.00	4,605.00
1300	Certificated Superv/Admin Sala	260,985.00	248,752.00	41,032.28	205,183.39	2,536.33
1310	Teacher In Charge/Head Teacher	12,000.00	12,000.00	2,000.00	9,000.00	1,000.00
1900	Other Certificated Salaries		10,848.00	1,567.78	10,202.00	921.78-
	Total for Object 1000	1,885,546.00	1,857,428.00	337,242.56	1,475,164.13	45,021.31
2100	Instructional Aides Salaries	161,447.00	173,268.00	41,592.92	131,577.25	97.83
2200	Classified Support Salaries	295,729.00	290,433.00	43,521.24	232,642.37	14,269.39
2201	Bus Driver	37,061.00	48,797.00	4,855.69	43,945.93	4.62-
2205	Per Diem - Same Day Travel	150.00	42.00		62.00	20.00-
2220	Classified Support Substitute	23,302.00	18,620.00		8,901.95	9,718.05
2300	Classified Sup/Admin Salaries	1,260.00	8,786.00	13,616.84	70,646.05	75,476.89-
2400	Clerical & Office Salaries	215,377.00	212,192.00	28,760.19	108,074.33	75,357.48
2900	Other Classified Salaries	13,652.00	20,843.00	4,969.77	15,929.96	56.73-
	Total for Object 2000	747,978.00	772,981.00	137,316.65	611,779.84	23,884.51
3101	State Teachers Retirement Syst	185,458.00	275,852.00	34,518.14	148,241.37	93,092.49
3102	State Teachers Retirement Syst	1,879.00	1,607.00	315.18	1,201.38	90.44
3201	Public Employees Retirement Sy	6,684.00	6,721.00	1,336.86	5,401.93	17.79-
3202	Public Employees Retirement Sy	76,564.00	73,072.00	12,737.48	59,526.49	808.03
3212	Pers Pickup-Classified Employe	5,644.00	5,643.00	976.52	4,666.85	.37-
3311	OASDI-Certificated Positions	11,257.00	5,362.00	628.58	3,176.48	1,556.94
3312	OASDI-Classified Positions	43,899.00	45,679.00	8,235.57	36,877.86	565.57
3321	Medicare-Certificated Position	24,774.00	24,344.00	4,441.36	19,491.65	410.99
3322	Medicare-Classified Positions	10,543.00	10,912.00	1,976.95	8,798.66	136.39
3401	Health & Welfare -Certificated	406,324.00	418,919.00	80,726.24	340,395.06	2,202.30-
3402	Health & Welfare-Classified Po	151,866.00	162,548.00	26,595.50	128,646.96	7,305.54
3501	State Unemployment Insurance-C	1,122.00	921.00	168.64	737.90	14.46
3502	State Unemployment Insurance-	3,441.00	380.00	68.68	366.98	55.66-
3601	Workers' Compensation Insuranc	96,463.00	87,650.00	16,052.46	70,264.94	1,332.60
3602	Workers' Compensation Insuranc	38,057.00	37,558.00	6,798.31	30,256.41	503.28
3901	Other Benefits, Certificated P	40,014.00	40,646.00	2,516.75	24,234.77	13,894.48
3902	Other Benefits, Classified Pos			934.00	7,472.00	8,406.00-
	Total for Object 3000	1,103,989.00	1,197,814.00	199,027.22	889,757.69	109,029.09

Balances through April						Fiscal Year 2015/16
Object	Description	Adopted Budget	Revised Budget	Encumbered	Expenditure	Account Balance
Fund 01 - General FD (continued)						
4100	Textbooks	44,600.00	91,654.00		5,202.95	86,451.05
4200	Books Other Than Textbooks	200.00			513.92	513.92-
4300	Class Mat'l and Supplies	27,173.00	27,473.00	3,559.22	20,912.12	3,001.66
4301	Class Consumable Mat'l	5,000.00	5,000.00	389.43	11,151.41	6,540.84-
4302	Class Paper/Toner	9,500.00	9,500.00		11,352.13	1,852.13-
4305	Other Student M&S	33,011.00	33,011.00	4,056.86	13,455.77	15,498.37
4320	Custodial Grounds Supplies	42,000.00	42,495.00	5,425.78	34,013.04	3,056.18
4330	Office Supplies	16,592.00	16,492.00	2,256.27	11,628.32	2,607.41
4350	Vehicle Maint. M&S	25,900.00	25,900.00	1,470.78	5,371.85	19,057.37
4351	Vehicle FUEL	25,525.00	25,525.00	15,514.67	13,948.72	3,938.39-
4399	M&S Misc -undesignated		15,017.00			15,017.00
4400	Non-Capital Equipment (Up to \$	26,825.00	41,465.00	3,785.19	40,843.57	3,163.76-
	Total for Object 4000	256,326.00	333,532.00	36,458.20	168,393.80	128,680.00
5100	Subagreement for Services	176,461.00	176,461.00	41,230.68	110,228.97	25,001.35
5200	Travel & Conferences	35,140.00	92,811.00	7,554.71	19,954.56	65,301.73
5203	Mileage paid to employee			2,316.80	4,398.07	6,714.87-
5300	Dues & Membership	11,083.00	11,702.00	421.12	7,726.60	3,554.28
5400	Insurance-Fire, liability, etc	55,080.00	55,080.00		45,572.80	9,507.20
5510	Power	90,519.00	90,183.00	24,967.62	56,314.64	8,900.74
5520	Garbage	12,813.00	12,813.00	2,139.00	4,995.00	5,679.00
5530	Water	64,350.00	64,350.00	18,028.37	31,760.35	14,561.28
5540	Propane	67,000.00	65,000.00	37,637.45	22,435.16	4,927.39
5590	Miscellaneous Utilities	15,500.00	15,500.00	4,960.33	5,039.67	5,500.00
5600	Rentals, Leases & Repairs	71,900.00	102,877.00	64,288.90	26,354.31	12,233.79
5800	Services & Operating Expense	6,500.00	6,500.00	600.00	1,050.00	4,850.00
5810	Legal Expenses	10,000.00	7,078.00		1,398.50	5,679.50
5812	Board Election Expense	2,500.00	2,500.00			2,500.00
5840	Audit Expense	15,000.00	30,000.00	4,400.00	9,400.00	16,200.00
5860	Solid Waste Tax	13,161.00	12,161.00	500.00	8,239.20	3,421.80
5890	Contracts/Servic	266,282.00	285,672.00	139,761.34	194,738.17	48,827.51-
5899	SCOE Interagency Reimburse			5,257.12	1,953.26	7,210.38-
5900	Communications	3,550.00	3,875.00		2,565.30	1,309.70
5910	Telephone-Monthly Service	17,252.00	17,252.00	2,632.54	5,025.71	9,593.75
5920	T Lines	4,800.00	4,800.00			4,800.00
5990	Other Communications	225.00	225.00	217.69		7.31
	Total for Object 5000	939,116.00	1,056,840.00	356,913.67	559,150.27	140,776.06

Selection Filtered by User Permissions, (Org = 6, Online/Offline = N, Fiscal Year = 2016, Period = 10, Unposted JEs? = N, Assets and Liabilities? = N, Restricted Accts? = Y, Object = 1-7, SACS Fund? = N, Fund Page Break? = N, Obj Lvl = 4, Obj Digits = 1, Page Break? = N)

Balances through April						Fiscal Year 2015/16
Object	Description	Adopted Budget	Revised Budget	Encumbered	Expenditure	Account Balance
Fund 01 - General FD (continued)						
6200	Building & Improvements	91,450.00	91,450.00			91,450.00
6400	Equipment	104,935.00	150,935.00		78,695.67	72,239.33
6500	Equipment Replacement	224,900.00	223,420.00			223,420.00
	Total for Object 6000	421,285.00	465,805.00	.00	78,695.67	387,109.33
7110	Out-of-State Tuition		104,450.00	97,033.00	7,370.00	47.00
7142	Other Tuition, Excess Cost, an	97,033.00				.00
7310	Direct Support/Indirect Costs		1,090.00			1,090.00
7613	Transfer to State Sch Bldg Fun		41,048.00			41,048.00
7616	Trans fr Gen Fund to Cafeteria	70,584.00	56,137.00			56,137.00
7619	Other Interfund Transfers Out	275,000.00	275,000.00			275,000.00
	Total for Object 7000	442,617.00	477,725.00	97,033.00	7,370.00	373,322.00
	Total for Fund 01 and Expense accounts	5,796,857.00	6,162,125.00	1,163,991.30	3,790,311.40	1,207,822.30
Fund 13 - Cafeteria						
2200	Classified Support Salaries	67,626.00	68,160.00	15,415.06	53,869.04	1,124.10-
3202	Public Employees Retirement Sy	6,204.00	5,957.00	1,189.78	4,790.36	23.14-
3312	OASDI-Classified Positions	4,192.00	4,226.00	955.72	3,339.85	69.57-
3322	Medicare-Classified Positions	980.00	988.00	223.52	781.12	16.64-
3402	Health & Welfare-Classified Po	27,681.00	13,841.00	2,768.08	11,072.32	.60
3502	State Unemployment Insurance-	40.00	34.00	7.71	26.94	.65-
3602	Workers' Compensation Insuranc	3,652.00	3,398.00	768.63	2,686.03	56.66-
	Total for Object 3000	42,749.00	28,444.00	5,913.44	22,696.62	166.06-
4340	Food Service	8,500.00	7,924.00	2,495.56	2,639.53	2,788.91
4400	Non-Capital Equipment (Up to \$	1,500.00	1,500.00			1,500.00
4700	Food	45,758.00	45,758.00	16,637.63	28,318.07	802.30
	Total for Object 4000	55,758.00	55,182.00	19,133.19	30,957.60	5,091.21
5200	Travel & Conferences			27.37	35.22	62.59-
5300	Dues & Membership	261.00	261.00			261.00
5600	Rentals, Leases & Repairs	2,979.00	3,279.00	6,506.02	539.25	3,766.27-
5800	Services & Operating Expense	956.00	1,256.00	119.01	338.19	798.80
5890	Contracts/Servic	2,000.00	2,300.00		264.00	2,036.00
5900	Communications	121.00	121.00			121.00
	Total for Object 5000	6,317.00	7,217.00	6,652.40	1,176.66	612.06-
	Total for Fund 13 and Expense accounts	172,450.00	159,003.00	47,114.09	108,699.92	3,188.99

Balances through April						Fiscal Year 2015/16
Object	Description	Adopted Budget	Revised Budget	Encumbered	Expenditure	Account Balance
Fund 40 - Dist Build						
6200	Building & Improvements	75,000.00	75,000.00			75,000.00
6500	Equipment Replacement	200,000.00	200,000.00			200,000.00
Total for Fund 40, Expense accounts and Object 6000		275,000.00	275,000.00	.00	.00	275,000.00
Fund 73 - Bechen						
5800	Services & Operating Expense	3,000.00	6,000.00	3,000.00	3,000.00	.00
Total for Fund 73, Expense accounts and Object 5000		3,000.00	6,000.00	3,000.00	3,000.00	.00
Total for Org 006 - Sierra-Plumas Joint Unified School District		6,247,307.00	6,602,128.00	1,214,105.39	3,902,011.32	1,486,011.29

ENROLLMENT BY SCHOOL MONTH 2015-2016

	Loyalton Elementary	Loyalton Jr High	Loyalton Sr High	Downieville Elementary	Downieville Jr/Sr High	Sierra Pass Cont	Long Term ISP	TOTAL
Ending 2014-2015	175	53	89	27	19	8	included in site #	371
1st Day 2015-2016	179	65	98	23	20	5	included in site #	390
2015 CALPADS	176	→	158	23	20	6	included in site #	383

	Month	Loyalton Elementary	Loyalton Jr High	Loyalton Sr High	Downieville Elementary	Downieville Jr/Sr High	Sierra Pass Cont	Long Term ISP	TOTAL
September	1	178	65	98	23	20	5	included in site #	389
October	2	177	65	94	22	20	5	included in site #	383
November	3	177	65	90	22	21	7	included in site #	382
December	4	178	65	89	22	21	8	included in site #	383
January	5	178	65	90	23	21	8	included in site #	385
February	6	178	63	88	24	21	8	included in site #	382
March	7	176	63	87	24	21	8	included in site #	379
April	8	185	63	87	23	21	9	included in site #	388
May	9							included in site #	
June	10							included in site #	

2014-15	S-PJUSD	SDC	Washoe	NPS
Annual ADA	355.21	0	11.40	0.49
2015-16				
P1 ADA	365.16	0	12.19	
P2 ADA	362.46	0	9.6	

Enrollment difference from June 6, 2015, to
April 22, 2016: +17

Long Term ISP: LES 10 LHS 6

MINUTES FOR THE REGULAR MEETING OF THE GOVERNING BOARD OF
THE SIERRA-PLUMAS JOINT UNIFIED SCHOOL DISTRICT

April 12, 2016

Downieville School, 130 School Street, Downieville CA 95936

5 pm Closed Session

A. CALL TO ORDER

President Tim Driscoll called the meeting to order at 5:04 pm.

B. ROLL CALL

PRESENT: Mr. Tim Driscoll,, President
Ms. Sharon Dryden Vice President
Mr. Allen Wright, Clerk
Ms. Patty Hall, Member
Mr. Mike Moore, Member

ABSENT: None

VACANT: None

C. APPROVAL OF AGENDA

HALL/DRYDEN
5/0

D. PUBLIC COMMENT FOR CLOSED SESSION

At this time, the meeting opened for any public comments regarding the Closed Session items and closed without comment at 5:07 pm.

E. CLOSED SESSION

WRIGHT/HALL
5/0

The Board of Trustees, Superintendent Dr. Merrill M. Grant and Rose Asquith, Business Manager moved into Closed Session at 5:07 to discuss the following items:

1. Government Code §54957, Public Employee Performance Evaluation
Title: Superintendent
2. Government Code §54957.6, Conference with Labor Negotiators
Agency Negotiator for the Board: Dr. Merrill M. Grant, Superintendent
Employee Organizations:
Represented Employees: Sierra-Plumas Teachers' Association
Unrepresented Employees: Classified Employees
Confidential Employees
Administrative Employees

F. RETURN TO OPEN SESSION at 6:07 pm.

ADJOURN FOR SIERRA COUNTY BOARD OF EDUCATION MEETING

RECONVENE at 6:35 pm

REPORT OUT – The Board gave the Superintendent a positive evaluation. In regards to negotiations, direction was given to the Superintendent.

G. INFORMATION / DISCUSSION ITEMS

1. Correspondence – Thank you to Marlene Mongolo, Testing Coordinator, for organizing and dispersing the following information to all parents.

California Assessment of Student Performance and Progress (CAASPP) System Letter

Type of Test	Grade Level	Testing Dates 2016
Science Paper & pencil	Grades 5, 8, & 10	DVL – April 28 th LES – May 4 th LHS – May 11 th
Smarter Balance ELA & Math	Grades 3 through 8	DVL - May 9 th – 12 th LES - May 16 th – 19 th LHS - May 23 rd – May 26 th
Smarter Balance EAP (Early Assessment Program) ELA & Math	Grade 11	LHS - May 23 rd – 26 th DHS - May 9 th – 12 th
CAA - California Alternate Assessment (Replaces CAPA) ELA/Math	Grades 3-8 & 11	May 24 th

2. Superintendent’s Report
 - a. Local Control Accountability Plan Community Forum Dates
 - Loyaltton High School- April 14, 2016 at 6 pm
 - Downieville – April 27, 2016 at 6 pm
 - Loyaltton Elementary School – May 3, 2016 at 6 pm
 - b. Personnel – several positions opened
 - c. Camptonville Visit on April 6, 2016, included current Downieville students speaking to students at Camptonville about Downieville High School
 - d. InterDistrict Attendance Agreements were recognized
3. Business Report
 - a. Board Report-Expenditures by Object 7/1/15 to 3/31/16
 - b. Seventh Month Enrollments for the 2015-2016 School Year
4. Staff Reports (5 minutes)
5. SPTA Report (5 minutes)
6. Board Members’ Report (5 minutes)
7. Public Comment – There was no public comment at either location.

H. CONSENT CALENDAR

The following items were included on the consent calendar:

1. Approval of the Minutes of the Regular Board meeting held March 8, 2016
2. Approval of the bill warrants for the month of March 2016
3. Approval of Quarterly Report on Williams Uniform Complaints for quarter ending March 31, 2016. It is required per Education Code 35186 section (d) *that a school district shall report summarized data on the nature and resolution of all complaints on a quarterly basis to the county superintendent of schools and the governing board of the school district.* No complaints regarding textbooks and instructional materials, teacher vacancy or misassignment or conditions of facilities were filed with Sierra-Plumas Joint Unified School District during the quarter ending March 31, 2016.
4. Acceptance of Donation of \$1,000 and 1,000 shares AT&T Inc. from Mr. Peter Bechen (John C. Bechen III Memorial Scholarship Fund)
5. Approval to pay Walk-On Coaches for fiscal year 2016-2017
MOORE/HALL
5/0

I. ACTION ITEMS

1. Unfinished Business and General Orders

- 1516-132 Acceptance of Bright Schools Final Energy Audit Report
MOORE/HALL
5/0

2. New Business

- 1516-133 Adoption of Resolution No. 15-008, Adding Authorized Signatories
WRIGHT/HALL
DRISCOLL AYE
DRYDEN AYE
HALL AYE
MOORE AYE
WRIGHT AYE
5/0
- 1516-134 Adoption of Resolution No. 15-009, Request for Leave of Absence
DRYDEN motioned to table this item until the May meeting. MOORE seconded.
5/0
- 1516-135 Authorization to fill .1168 FTE, Downieville Jr./Sr High School Teacher Position
MOORE/HALL
5/0
- 1516-136 Authorization to fill Curriculum Coordinator position, .5 FTE
MOORE motioned to table this item until the May meeting.
WRIGHTseconded.
5/0

Sierra-Plumas Joint Unified School District
Minutes of the School District Governing Board
Regular Meeting
April 12, 2016

- 1516-137 Authorization to fill 1.0 FTE, K-1 Teacher Temporary Position, Loyalton Elementary School
MOORE motioned to table this item until the May meeting. WRIGHT seconded.
5/0
- 1516-138 Approval of Curriculum and Instruction Coordinator Job Description, No. 207.3
MOORE/HALL
5/0
- 1516-139 Approval of Curriculum Coordinator Salary Schedule
MOORE motioned to table this item until the May meeting. DRYDEN seconded.
5/0
- 1516-140 Authorization to Extend Retirement Date of Bernis J. Stringer to December 31, 2016
MOORE/HALL
5/0
- 1516-141 Accept the Single Plan for Student Achievement:
Downieville Elementary and Jr/Sr High School
WRIGHT/HALL
5/0
- 1516-142 Approval of Sierra County Office of Education School Safety Plan, Version 7
WRIGHT/MOORE
5/0
- 1516-143 Approval of Sierra County Health to utilize Building 4 of the County/District Office (4/29/16) and Downieville School (5/3/16) for the Annual Dental Faire
WRIGHT/HALL
5/0
- 1516-144 Authorization of a Fee Waiver to Downieville Fire Protection District for Use of Facilities for an Emergency Medical Responder Course 4/5/16 through 5/31/16**
DRYDEN/HALL
5/0
- 1516-145 Authorization for the Superintendent to go out to bid for Proposition 39 Energy Planning Consultant
MOORE/HALL
5/0
- 1516-146 Authorization for Superintendent to engage services of Singleton Auman, PC, Certified Public Accountants and Consultants for fiscal years ending 6/30/2016, 2017 and 2018
MOORE/HALL
5/0

BOARD POLICIES AND ADMINISTRATIVE REGULATIONS

MOORE motioned to approve Items 1516-147 through 1516-154, including deleting the last paragraph of Board Policy 6164.2, Item 1516-153. HALL seconded.

5/0

- 1516-147 Approval of Minor Revisions by California School Boards Association to the following board policies and administrative regulations:
- BP 3270, Sale and Disposal of Books, Equipment and Supplies
 - AR 3550, Food Service/Child Nutrition Program
 - AR 4112.6/4212.6/4312.6, Personnel Files
 - AR 6173.2, Education of Children of Military Families
 - AR 7111, Evaluating Existing Buildings
- 1516-148 Approval of Board Policy and Administrative Regulation 1312.3, Uniform Complaint Procedures
- 1516-149 Approval of Board Policy and Administrative Regulation 3553, Free and Reduced Price Meals
- 1516-150 Approval of Board Policy and Administrative Regulation 6142.7, Physical Education and Activity
- 1516-151 Approval of Board Policy 6152, Class Assignment
- 1516-152 Approval of Administrative Regulation 6162.51, State Academic Achievement Tests
- 1516-153 Approval of Board Policy 6164.2, Guidance/Counseling Services
- 1516-154 Approval of Board Policy 6177, Summer Learning Program

J. ADVANCED PLANNING

1. Special Board Meeting is scheduled for April 28, 6 pm, Sierra County Office of Education, 109 Beckwith Rd., Room 4, Loyalton, CA 96118
1. Next Regular Board Meeting will be held on May 10, 2016, at Sierra County Office of Education, 109 Beckwith Rd., Room 4, Loyalton, CA 96118, beginning with Closed Session, as needed, at 5 pm and the Regular Board Meeting at 6:00 pm.

K. ADJOURNMENT

WRIGHT/HALL
5/0

ADJOURNED at 7:27 pm.

Allen Wright, Clerk

Dr. Merrill M. Grant, Superintendent

April 28, 2016

MINUTES
SPECIAL CLOSED SESSION MEETING
OF THE SIERRA-PLUMAS JOINT UNIFIED SCHOOL DISTRICT
FOR THE PURPOSE OF DISCUSSION LABOR NEGOTIATIONS
5:00 pm
AND
SPECIAL MEETING
OF THE SIERRA-PLUMAS JOINT UNIFIED SCHOOL DISTRICT
FOR THE PURPOSE OF UNFINISHED BUSINESS REGARDING CERTIFICATED POSITIONS
6:00 pm

Sierra County Office of Education, 109 Beckwith Rd., Room 4, Loyalton, CA 96118

A. CALL TO ORDER AT 5:05 pm.

B. ROLL CALL

PRESENT: Mr. Tim Driscoll, President
Ms. Sharon Dryden, Vice President
Mr. Allen Wright, Clerk
Ms. Patty Hall, Member
Mr. Mike Moore, Member

ABSENT: None

VACANT: None

C. FLAG SALUTE

D. APPROVAL OF THE AGENDA
HALL/DRYDEN
5/0

E. PUBLIC COMMENT FOR CLOSED SESSION

At 5:06 pm, the meeting opened and closed without comment regarding the Closed Session item.

F. CLOSED SESSION
MOORE/HALL
5/0

The Board of Trustees, Superintendent Dr. Merrill M. Grant and Rose Asquith, Business Manager will move into Closed Session to discuss the following items:

1. Government Code §54957.6, Conference with Labor Negotiators
Agency Negotiator for the Board: Dr. Merrill M. Grant, Superintendent
Employee Organizations:
Represented Employees: Sierra-Plumas Teachers' Association
Unrepresented Employees: Classified Employees
Confidential Employees
Administrative Employees

SPECIAL MEETING MINUTES
SIERRA-PLUMAS JUSD GOVERNING BOARD
APRIL 28, 2016

G. CONVENE SPECIAL MEETING at 6:02 pm.

PRESENT: Mr. Tim Driscoll, President
Ms. Sharon Dryden, Vice President
Mr. Allen Wright, Clerk
Ms. Patty Hall, Member
Mr. Mike Moore, Member

ABSENT: None

VACANT: None

*APPROVAL OF THE AGENDA
HALL/DRYDEN
5/0*

H. PUBLIC COMMENT opened for special meeting agenda items only and closed at 6:03 pm without comment.

I. ACTION ITEMS

1. UNFINISHED BUSINESS

1516-156 Adoption of Resolution No. 15-009, Request for Leave of Absence
MOORE/HALL
5/0

ROLL CALL VOTE:

DRISCOLL: AYE
DRYDEN: AYE
HALL: AYE
MOORE: AYE
WRIGHT: AYE

1516-157 Authorization to fill 1.0 FTE, K-1 Teacher Temporary Position, Loyalton Elementary School
MOORE/HALL
5/0

1516-158 Approval of Curriculum Coordinator Salary Schedule
MOORE/HALL
5/0

1516-159 Authorization to fill Curriculum Coordinator position, .5 FTE
MOORE/HALL
5/0

Communication to the Board regarding this Agenda Item were appreciated.

SPECIAL MEETING MINUTES
SIERRA-PLUMAS JUSD GOVERNING BOARD
APRIL 28, 2016

J. ADVANCED PLANNING

1. Next Regular Board Meeting will be held on May 10, 2016, at Sierra County Office of Education, 109 Beckwith Rd., Room 4, Loyalton, CA 96118, at 6 pm with Closed Session at 5 pm, as needed.

K. ADJOURN
HALL/MOORE
5/0

Allen Wright, Clerk

Dr. Merrill M. Grant, Superintendent

Checks Dated 04/01/2016 through 04/30/2016

Check Number	Check Date	Pay to the Order of	Fund-Object	Comment	Expensed Amount	Check Amount
00080752	04/08/2016	AIRGAS, USA, LLC	01-5600	TANK RENTAL LHS/DVL		92.32
00080753	04/08/2016	AT&T	01-5890	PHONE SERVICES ALL SITES	34.83	
			01-5899	PHONE SERVICES ALL SITES	17.69	
			01-5910	PHONE SERVICES ALL SITES	394.48	447.00
00080754	04/08/2016	AVAYA, INC	01-5600	PHONE SYSTEM LOY/DVL		301.26
00080755	04/08/2016	B & C TRUEVALUE HOME CENTER	01-4320	maintenance supplies		54.01
00080756	04/08/2016	KATIE CAMPBELL	01-5200	PER DIEM		107.00
00080757	04/08/2016	CITY OF LOYALTON	01-5530	WATER AND SEWER - LOYALTON SITES	3,372.99	
			01-5899	WATER AND SEWER - LOYALTON SITES	209.57	3,582.56
00080758	04/08/2016	KASEY COONROD	01-4305	FUEL REIMBURSEMENT		56.00
00080759	04/08/2016	BENJAMIN DAVIS	01-4305	FUEL REIMBURSEMENT		35.30
00080760	04/08/2016	FERRELLGAS	01-5540	PROPANE	2,282.25	
			01-5899	PROPANE	335.88	2,618.13
00080761	04/08/2016	LYNN W. FILLO	01-5200	REGISTRATION/MILEAGE		127.38
00080762	04/08/2016	STEPHEN FILLO	01-9510	PROFESSIONAL DEVELOPMENT		1,396.27
00080763	04/08/2016	GOLD COUNTRY DISTRIBUTORS	13-4340	dairy products for dvl school	260.40	
			13-4700	dairy products for dvl school	405.55	665.95
00080764	04/08/2016	HUNT & SONS, INC.	01-5590	Heating oil		862.68
00080765	04/08/2016	IBP	01-5200	REGISTRATION		79.00
00080766	04/08/2016	IXL LEARNING	01-4300	IXL learning program		300.00
00080767	04/08/2016	JOSTENS	01-4305	CAP & GOWNS		293.18
00080768	04/08/2016	K 12 MANAGEMENT INC.	01-5890	ISP PROGRAM		2,171.00
00080769	04/08/2016	CHRISTA KETCHUM	01-4305	FUEL REIMBURSEMENT		92.66
00080770	04/08/2016	MARIAN LAVEZZOLA	01-5600	TECH COTTAGE RENTAL		200.00
00080771	04/08/2016	LES SCHAWB TIRE CENTER	01-4320	Riding Mower Tires	247.53	
			01-4350	Vehicle maintenance	486.08	733.61
00080772	04/08/2016	LIBERTY UTILITIES	01-5510	ELECTRIC - LOYALTON SITES	5,937.11	
			01-5899	ELECTRIC - LOYALTON SITES	228.97	6,166.08
00080773	04/08/2016	SIERRA-PLUMAS JOINT USD FFA	01-9510	ASB REIMBURSEMENT		499.93
00080774	04/08/2016	RHONDA MCBRIDE	01-4305	FUEL REIMBURSEMENT		20.00
00080775	04/08/2016	MCGRAW-HILL SCHOOL EDUCATION HOLDINGS, LLC	01-4100	TEACHER EDITIONS		166.32
00080776	04/08/2016	JANET MCHENRY	01-4320	Painting Supplies	418.67	
			01-5200	REGISTRATION	20.00	438.67
00080777	04/08/2016	MILLS ROOFING	01-5600	ROOF REPAIR		3,509.47
00080778	04/08/2016	MLCS, LTD	01-4300	Supplies for Shop	329.76	
				Unpaid Sales Tax	23.01-	306.75
00080779	04/08/2016	MODEL DAIRY, LLC	13-4700	cafeteria dairy products		368.41

The preceding Checks have been issued in accordance with the District's Policy and authorization of the Board of Trustees. It is recommended that the preceding Checks be approved.

ESCAPE ONLINE

Checks Dated 04/01/2016 through 04/30/2016

Check Number	Check Date	Pay to the Order of	Fund-Object	Comment	Expensed Amount	Check Amount
00080780	04/08/2016	MIKE MOORE	76-9576	H/W REIMBURSEMENT		602.93
00080781	04/08/2016	MOUNTAIN MESSENGER	01-5890	ADVERTISEMENTS AND PUBLIC HEARINGS		22.50
00080782	04/08/2016	NWN CORPORATION	01-4400	TECH SERVICES	147.10	
			01-5890	TECH SERVICES	939.00	1,086.10
00080783	04/08/2016	OFFICE DEPOT, INC	01-4305	SUPPLIES		107.49
00080784	04/08/2016	PACIFIC GAS & ELECTRIC COMPANY	01-5510	estimated electrical		1,817.33
00080785	04/08/2016	GINA PARKER	01-5200	PER DIEM		248.91
00080786	04/08/2016	PENN STATE INDUSTRIES SCHOOL WOODWORKING DIVISION	01-4300	Supplies for shop	523.66	
				Unpaid Sales Tax	35.91-	487.75
00080787	04/08/2016	PERSONNEL CONCEPTS	01-4330	LABOR LAW POSTERS		91.74
00080788	04/08/2016	PRO PACIFIC FRESH	13-4700	FOOD AND SUPPLIES		208.09
00080789	04/08/2016	RAY MORGAN COMPANY	01-5600	COPIER AGREEMENT	120.52	
				COPIER MAINT. LHS/LES	411.38	
			01-5899	COPIER AGREEMENT	37.29	569.19
00080790	04/08/2016	SCHOOL SPECIALTY	01-4330	OFFICE SUPPLIES		23.15
00080791	04/08/2016	SIERRA BOOSTER	01-5890	ADVERTISEMENTS/LEGAL/PUBLIC NOTICES		27.50
00080792	04/08/2016	SIERRA COUNTY HEALTH DEPARTMENT	01-5510	ELECTRICAL SERVICES FOR TECH COTTAGE		289.50
00080793	04/08/2016	INTERMOUNTAIN DISPOSAL, INC.	01-5520	GARBAGE SERVICE	1,801.00	
			01-5899	GARBAGE SERVICE	9.00	1,810.00
00080794	04/08/2016	SIERRA HARDWARE	01-4320	misc supplies		102.37
00080795	04/08/2016	SIERRA VALLEY HOME CENTER	01-4320	custodial and maintence supplies	41.56	
				Materials/Supplies	180.11	
			01-4350	MISC. BUS SUPPLIES	34.39	256.06
00080796	04/08/2016	SIERRA-PLUMAS JOINT UNIFIED	01-5890	BANK SERVICE FEES		15.00
00080797	04/08/2016	SIERRA TRANSPORTATION COMPANY, LLC	01-5100	TRANSPORTATION	14,304.52	
			01-5890	TRANSPORTATION	2,361.09	16,665.61
00080798	04/08/2016	TIP INC.,PRINTING & GRAPHIX	01-4330	ENVELOPES	104.01	
			01-5899	ENVELOPES	34.67	138.68
00080799	04/08/2016	TRI COUNTY SCHOOLS INS. GR.	01-3901	APR 2016 HEALTH INSURANCE	2,373.25	
			01-3902	APR 2016 HEALTH INSURANCE	934.00	
			01-9535	APR 2016 HEALTH INSURANCE	15,427.75	
			76-9576	APR 2016 HEALTH INSURANCE	63,697.46	82,432.46
00080800	04/08/2016	U.S. BANK	01-4300	Adobe Creative Cloud	49.98	
				CALIFORNIA FLAG	34.88	

The preceding Checks have been issued in accordance with the District's Policy and authorization of the Board of Trustees. It is recommended that the preceding Checks be approved.

ESCAPE ONLINE

Checks Dated 04/01/2016 through 04/30/2016

Check Number	Check Date	Pay to the Order of	Fund-Object	Comment	Expensed Amount	Check Amount
00080800	04/08/2016	U.S. BANK	01-4300	TECH SUPPLIES	985.68	
			01-4301	Supplies	51.23	
			01-4305	Softball Bat	106.82	
			01-4330	nurse supplies	47.08	
				OFFICE SUPPLIES	575.69	
00080801	04/08/2016	US FOODSERVICE, INC.	01-5890	WEBSITE/DOMAIN REG/ANTIVIRUS	12.99	
			01-5899	OFFICE SUPPLIES	191.89	2,056.24
			13-4340	CAFETERIA - FOOD AND SUPPLIES	193.50	
00080802	04/08/2016	VERIZON WIRELESS	13-4700	CAFETERIA - FOOD AND SUPPLIES	1,511.51	1,705.01
			01-5910	CELL PHONE SERVICE		117.56
00080803	04/08/2016	VOYAGER FLEET SYSTEMS INC.	01-4305	FUEL FOR ATHLETIC TRIPS	411.10	
				Fuel for Field Trips	42.36	
			01-4351	FUEL FOR MAINTENANCE	67.57	
				BUS FUEL	1,918.65	
			01-5200	Fuel	93.14	
00080804	04/08/2016	ALLEN WRIGHT		FUEL FOR MAINTENANCE	172.76	2,705.58
			01-5200	PER DIEM AND MILEAGE		20.25
Total Number of Checks					53	139,297.94

Fund Summary

Fund	Description	Check Count	Expensed Amount
01	General Fund	48	72,109.01
13	Cafeteria Fund	4	2,947.46
76	Warrant/Pass Through (payroll)	2	64,300.39
Total Number of Checks		53	139,356.86
Less Unpaid Sales Tax Liability			58.92
Net (Check Amount)			139,297.94

The preceding Checks have been issued in accordance with the District's Policy and authorization of the Board of Trustees. It is recommended that the preceding Checks be approved.

ESCAPE ONLINE

Introduction:**Introduction:**

LEA: Sierra-Plumas Joint Unified School District **Contact:** Merrill M. Grant, Ed.D., Superintendent, mgrant@spjUSD.org, (530) 993-1660

LCAP Year: 2016-17

Local Control and Accountability Plan and Annual Update Template

The Local Control and Accountability Plan (LCAP) and Annual Update Template shall be used to provide details regarding local educational agencies' (LEAs) actions and expenditures to support pupil outcomes and overall performance pursuant to Education Code sections 52060, 52066, 47605, 47605.5, and 47606.5. The LCAP and Annual Update Template must be completed by all LEAs each year.

For school districts, pursuant to Education Code section 52060, the LCAP must describe, for the school district and each school within the district, goals and specific actions to achieve those goals for all pupils and each subgroup of pupils identified in Education Code section 52052, including pupils with disabilities, for each of the state priorities and any locally identified priorities.

For county offices of education, pursuant to Education Code section 52066, the LCAP must describe, for each county office of education-operated school and program, goals and specific actions to achieve those goals for all pupils and each subgroup of pupils identified in Education Code section 52052, including pupils with disabilities, who are funded through the county office of education Local Control Funding Formula as identified in Education Code section 2574 (pupils attending juvenile court schools, on probation or parole, or mandatorily expelled) for each of the state priorities and any locally identified priorities. School districts and county offices of education may additionally coordinate and describe in their LCAPs services provided to pupils funded by a school district but attending county-operated schools and programs, including special education programs.

Charter schools, pursuant to Education Code sections 47605, 47605.5, and 47606.5, must describe goals and specific actions to achieve those goals for all pupils and each subgroup of pupils identified in Education Code section 52052, including pupils with disabilities, for each of the state priorities as applicable and any locally identified priorities. For charter schools, the inclusion and description of goals for state priorities in the LCAP may be modified to meet the grade levels served and the nature of the programs provided, including modifications to reflect only the statutory requirements explicitly applicable to charter schools in the Education Code.

The LCAP is intended to be a comprehensive planning tool. Accordingly, in developing goals, specific actions, and expenditures, LEAs should carefully consider how to reflect the services and related expenses for their basic instructional program in relationship to the state priorities. LEAs may reference and describe actions and expenditures in other plans and funded by a variety of other fund sources when detailing goals, actions, and expenditures related to the state and local priorities. LCAPs must be consistent with school plans submitted pursuant to Education Code section 64001. The information contained in the LCAP, or annual update, may be supplemented by information contained in other plans (including the LEA plan pursuant to Section 1112 of Subpart 1 of Part A of Title I of Public Law 107-110) that are incorporated or referenced as relevant in this document.

State Priorities

The state priorities listed in Education Code sections 52060 and 52066 can be categorized as specified below for planning purposes, however, school districts and county offices of education must address each of the state priorities in their LCAP. Charter schools must address the priorities in Education Code section 52060(d) that apply to the grade levels served, or the nature of the program operated, by the charter school.

A. Conditions of Learning:

Basic: degree to which teachers are appropriately assigned pursuant to Education Code section 44258.9, and fully credentialed in the subject areas and for the pupils they are teaching; pupils have access to standards-aligned instructional materials pursuant to Education Code section 60119; and school facilities are maintained in good repair pursuant to Education Code section 17002(d). (Priority 1)

Implementation of State Standards: implementation of academic content and performance standards and English language development standards adopted by the state board for all pupils, including English learners. (Priority 2)

Course access: pupil enrollment in a broad course of study that includes all of the subject areas described in Education Code section 51210 and subdivisions (a) to (i), inclusive, of Section 51220, as applicable. (Priority 7)

Expelled pupils (for county offices of education only): coordination of instruction of expelled pupils pursuant to Education Code section 48926. (Priority 9)

Foster youth (for county offices of education only): coordination of services, including working with the county child welfare agency to share information, responding to the needs of the juvenile court system, and ensuring transfer of health and education records. (Priority 10)

B. Pupil Outcomes:

Pupil achievement: performance on standardized tests, score on Academic Performance Index, share of pupils that are college and career ready, share of English learners that become English proficient, English learner reclassification rate, share of pupils that pass Advanced Placement exams with 3 or higher, share of pupils determined prepared for college by the Early Assessment Program. (Priority 4)

Other pupil outcomes: pupil outcomes in the subject areas described in Education Code section 51210 and subdivisions (a) to (i), inclusive, of Education Code section 51220, as applicable. (Priority 8)

C. Engagement:

Parental involvement: efforts to seek parent input in decision making at the district and each schoolsite, promotion of parent participation in programs for unduplicated pupils and special need subgroups. (Priority 3)

Pupil engagement: school attendance rates, chronic absenteeism rates, middle school dropout rates, high school dropout rates, high school graduations rates. (Priority 5)

School climate: pupil suspension rates, pupil expulsion rates, other local measures including surveys of pupils, parents and teachers on the sense of safety and school connectedness. (Priority 6)

LEA: Sierra-Plumas Joint Unified

Contact:

LCAP Year: 2016-17

Local Control and Accountability plan and Annual Update Template

The Local Control and Accountability Plan (LCAP) and Annual Update Template shall be used to provide details regarding local educational agencies' (LEAs) actions and expenditures to support pupil outcomes and overall performance pursuant to Education Code sections 52060, 52066, 47605, 47605.5, and 47606.5. The LCAP and Annual Update Template must be completed by all LEAs each year.

For school districts, pursuant to Education Code section 52060, the LCAP must describe, for the school district and each school within the district, goals and specific actions to achieve those goals for all pupils and each subgroup of pupils identified in Education Code section 52052, including pupils with disabilities, for each of the state priorities and any locally identified priorities.

For county offices of education, pursuant to Education Code section 52066, the LCAP must describe, for each county office of education-operated school and program, goals and specific actions to achieve those goals for all pupils and each subgroup of pupils identified in Education Code section 52052, including pupils with disabilities, who are funded through the county office of education Local Control Funding Formula as identified in Education Code section 2574 (pupils attending juvenile court schools, on probation or parole, or mandatorily expelled) for each of the state priorities and any locally identified priorities. School districts and county offices of education may additionally coordinate and describe in their LCAPs services provided to pupils funded by a school district but attending county-operated schools and programs, including special education programs.

Charter schools, pursuant to Education Code sections 47605, 47605.5, and 47606.5, must describe goals and specific actions to achieve those goals for all pupils and each subgroup of pupils identified in Education Code section 52052, including pupils with disabilities, for each of the state priorities as applicable and any locally identified priorities. For charter schools, the inclusion and description of goals for state priorities in the LCAP may be modified to meet the grade levels served and the nature of the programs provided, including modifications to reflect only the statutory requirements explicitly applicable to charter schools in the Education Code.

The LCAP is intended to be a comprehensive planning tool. Accordingly, in developing goals, specific actions, and expenditures, LEAs should carefully consider how to reflect the services and related expenses for their basic instructional program in relationship to the state priorities. LEAs may reference and describe actions and expenditures in other plans and funded by a variety of other fund sources when detailing goals, actions, and expenditures related to the state and local priorities. LCAPs must be consistent with school plans submitted pursuant to Education Code section 64001. The information contained in the LCAP, or annual update, may be supplemented by information contained in other plans (including the LEA plan pursuant to Section 1112 of Subpart 1 of Part A of Title I of Public Law 107-110) that are incorporated or referenced as

relevant in this document.

For each section of the template, LEAs shall comply with instructions and should use the guiding questions as prompts (but not limits) for completing the information as required by statute. Guiding questions do not require separate narrative responses. However, the narrative response and goals and actions should demonstrate each guiding question was considered during the development of the plan. Data referenced in the LCAP must be consistent with the school accountability report card where appropriate. LEAs may resize pages or attach additional pages as necessary to facilitate completion of the LCAP.

State Priorities

The state priorities listed in Education Code sections 52060 and 52066 can be categorized as specified below for planning purposes, however, school districts and county offices of education must address each of the state priorities in their LCAP. Charter schools must address the priorities in Education Code section 52060(d) that apply to the grade levels served, or the nature of the program operated, by the charter school.

A. Conditions of Learning:

Basic: degree to which teachers are appropriately assigned pursuant to Education Code section 44258.9, and fully credentialed in the subject areas and for the pupils they are teaching; pupils have access to standards-aligned instructional materials pursuant to Education Code section 60119; and school facilities are maintained in good repair pursuant to Education Code section 17002(d). (Priority 1)

Implementation of State Standards: implementation of academic content and performance standards and English language development standards adopted by the state board for all pupils, including English learners. (Priority 2)

Course access: pupil enrollment in a broad course of study that includes all of the subject areas described in Education Code section 51210 and subdivisions (a) to (i), inclusive, of Section 51220, as applicable. (Priority 7)

Expelled pupils (for county offices of education only): coordination of instruction of expelled pupils pursuant to Education Code section 48926. (Priority 9)

Foster youth (for county offices of education only): coordination of services, including working with the county child welfare agency to share information, responding to the needs of the juvenile court system, and ensuring transfer of health and education records. (Priority 10)

B. Pupil Outcomes:

Pupil achievement: performance on standardized tests, score on Academic Performance Index, share of pupils that are college and career

ready, share of English learners that become English proficient, English learner reclassification rate, share of pupils that pass Advanced Placement exams with 3 or higher, share of pupils determined prepared for college by the Early Assessment Program. (Priority 4)

Other pupil outcomes: *pupil outcomes in the subject areas described in Education Code section 51210 and subdivisions (a) to (i), inclusive, of Education Code section 51220, as applicable. (Priority 8)*

C. Engagement:

Parental involvement: *efforts to seek parent input in decision making at the district and each schoolsite, promotion of parent participation in programs for unduplicated pupils and special need subgroups. (Priority 3)*

Pupil engagement: *school attendance rates, chronic absenteeism rates, middle school dropout rates, high school dropout rates, high school graduations rates. (Priority 5)*

School climate: *pupil suspension rates, pupil expulsion rates, other local measures including surveys of pupils, parents and teachers on the sense of safety and school connectedness. (Priority 6)*

Section 1: Stakeholder Engagement

Meaningful engagement of parents, pupils, and other stakeholders, including those representing the subgroups identified in Education Code section 52052, is critical to the LCAP and budget process. Education Code sections 52060(g), 52062 and 52063 specify the minimum requirements for school districts; Education Code sections 52066(g), 52068 and 52069 specify the minimum requirements for county offices of education, and Education Code section 47606.5 specifies the minimum requirements for charter schools. In addition, Education Code section 48985 specifies the requirements for translation of documents.

Instructions: Describe the process used to consult with parents, pupils, school personnel, local bargaining units as applicable, and the community and how this consultation contributed to development of the LCAP or annual update. Note that the LEA’s goals, actions, services and expenditures related to the state priority of parental involvement are to be described separately in Section 2. In the annual update boxes, describe the stakeholder involvement process for the review, and describe its impact on, the development of the annual update to LCAP goals, actions, services, and expenditures.

Guiding Questions:

- 1) How have applicable stakeholders (e.g., parents and pupils, including parents of unduplicated pupils and unduplicated pupils identified in Education Code section 42238.01; community members; local bargaining units; LEA personnel; county child welfare agencies; county office of education foster youth services programs, court-appointed special advocates, and other foster youth stakeholders; community organizations representing English learners; and others as appropriate) been engaged and involved in developing, reviewing, and supporting implementation of the LCAP?
- 2) How have stakeholders been included in the LEA’s process in a timely manner to allow for engagement in the development of the LCAP?
- 3) What information (e.g., quantitative and qualitative data/metrics) was made available to stakeholders related to the state priorities and used by the LEA to inform the LCAP goal setting process? How was the information made available?
- 4) What changes, if any, were made in the LCAP prior to adoption as a result of written comments or other feedback received by the LEA through any of the LEA’s engagement processes?
- 5) What specific actions were taken to meet statutory requirements for stakeholder engagement pursuant to Education Code sections 52062, 52068, and 47606.5, including engagement with representatives of parents and guardians of pupils identified in Education Code section 42238.01?
- 6) What specific actions were taken to consult with pupils to meet the requirements 5 CCR 15495(a)?
- 7) How has stakeholder involvement been continued and supported? How has the involvement of these stakeholders supported improved outcomes for pupils, including unduplicated pupils, related to the state priorities?

Involvement Process	Impact on LCAP
---------------------	----------------

<p>An extensive review of documents written with wide stakeholder involvement including Single Plans for Student Achievement, WASC Reports and annual updates, Local Education Accountability Plans, Strategic Plans, Board Goals, and the results of the most recent California Healthy Kids Survey (CHKS) provided the basis for our original LCAP goals and actions.</p> <p>In addition, three Community Forums, one in Downieville (April 27, 2016), one at Loyalton Elementary (May 3, 2016), and one at Loyalton High School (April 14, 2016), were held to provide opportunities for public feedback. Because of our small population, we have opportunities to meet with stakeholders throughout the year informally at school and community events. We have stakeholders representing both sides of our county who regularly attend monthly board meetings. School Site Councils are active and represent a cross section of our student population; secondary-level councils include student representatives.</p> <p>A public hearing on our proposed LCAP was held at the May 10, 2016, Sierra County Office of Education Board Meeting. As this plan is updated and revised, stakeholder involvement will be sought and focused at various levels and in multiple communities served by the Sierra County Office of Education.</p> <p>Stakeholders receive meaningful data through involvement in district committees, by request, or through media resources and are provided with multiple means of formal and informal communication with the county personnel who work on the annual LCAP revisions and updates.</p>	<p>Resource Specialists employed by our County continue to agree that LCAP goals are addressing the needs of students who have been identified with disabilities. Because of their input we continue to address the goal that all students, including those with disabilities, be placed in the least restrictive learning environment and the broadest course of study available to them while still meeting their learning needs. Although we have not had any expulsions in recent years, discussions regarding the potential need for alternative placements for middle school students have led to recognition of the need for an alternative program that would be appropriate for students who are too young for a traditional continuation school setting. Site Council input continues to impact our LCAP goals through their approval of the Single Plans for Student Achievement. New classroom furniture was purchased this year at the recommendation of the students and teachers on the Site Councils. The district has stated that they will continue to provide 21st Century learning environments. Recommendations from Site Councils also continue to support the district's goal to provide one-to-one computing for Grades K-12 in 2016-2017. School grounds and facilities remain on community and Site Council lists of needs so the district continues to work on maintaining schools that reflect the positive school culture we enjoy in our small district.</p>
<p>Annual Update:</p> <p>Given additional time to prepare for the LCAP, a more focused effort was made to gain wider community/county input from a larger stakeholder group. The Superintendent has extended his involvement in a variety of city and county organizations expanding his availability to the public and welcoming input from a wider population than in previous years. This effort resulted in more coordinated feedback and support for our local public schools.</p>	<p>Annual Update:</p> <p>Spending is focused on support for previous goals and an expansion of priorities noted by stakeholder groups such as one-to-one technology for grades K-12, continued funding for updated facilities and classroom furnishings, PLC time spent in professional development related to the English Language Development state standards, increased participation in funding athletic transportation, and increased budgeting for student field trips.</p>

Section 2: Goals, Actions, Expenditures, and Progress Indicators

Instructions:

All LEAs must complete the LCAP and Annual Update Template each year. The LCAP is a three-year plan for the upcoming school year and the two years that follow. In this way, the program and goals contained in the LCAP align with the term of a school district and county office of education budget and multiyear budget projections. The Annual Update section of the template reviews progress made for each stated goal in the school year that is coming to a close, assesses the effectiveness of actions and services provided, and describes the changes made in the LCAP for the next three years that are based on this review and assessment.

Charter schools may adjust the table below to align with the term of the charter school's budget that is submitted to the school's authorizer pursuant to Education Code section 47604.33.

For school districts, Education Code sections 52060 and 52061, for county offices of education, Education Code sections 52066 and 52067, and for charter schools, Education Code section 47606.5 require(s) the LCAP to include a description of the annual goals, for all pupils and each subgroup of pupils, to be achieved for each state priority as defined in 5 CCR 15495(i) and any local priorities; a description of the specific actions an LEA will take to meet the identified goals; a description of the expenditures required to implement the specific actions; and an annual update to include a review of progress towards the goals and describe any changes to the goals.

To facilitate alignment between the LCAP and school plans, the LCAP shall identify and incorporate school-specific goals related to the state and local priorities from the school plans submitted pursuant to Education Code section 64001. Furthermore, the LCAP should be shared with, and input requested from, schoolsite-level advisory groups, as applicable (e.g., schoolsite councils, English Learner Advisory Councils, pupil advisory groups, etc.) to facilitate alignment between school-site and district-level goals and actions. An LEA may incorporate or reference actions described in other plans that are being undertaken to meet the goal.

Using the following instructions and guiding questions, complete a goal table (see below) for each of the LEA's goals. Duplicate and expand the fields as necessary.

Goal: Describe the goal:

When completing the goal tables, include goals for all pupils and specific goals for schoolsites and specific subgroups, including pupils with disabilities, both at the LEA level and, where applicable, at the schoolsite level. The LEA may identify which schoolsites and subgroups have the same goals, and group and describe those goals together. The LEA may also indicate those goals that are not applicable to a specific subgroup or schoolsite.

Related State and/or Local Priorities: Identify the state and/or local priorities addressed by the goal by placing a check mark next to the applicable priority or priorities. The LCAP must include goals that address each of the state priorities, as defined in 5 CCR 15495(i), and any additional local priorities; however, one goal may address multiple priorities.

Identified Need: Describe the need(s) identified by the LEA that this goal addresses, including a description of the supporting data used to identify the need(s).

Schools: Identify the schoolsites to which the goal applies. LEAs may indicate “all” for all schools, specify an individual school or a subset of schools, or specify grade spans (e.g., all high schools or grades K-5).

Applicable Pupil Subgroups: Identify the pupil subgroups as defined in Education Code section 52052 to which the goal applies, or indicate “all” for all pupils.

Expected Annual Measurable Outcomes: For each LCAP year, identify and describe specific expected measurable outcomes for all pupils using, at minimum, the applicable required metrics for the related state priorities. Where applicable, include descriptions of specific expected measurable outcomes for schoolsites and specific subgroups, including pupils with disabilities, both at the LEA level and at the schoolsite level.

The metrics used to describe the expected measurable outcomes may be quantitative or qualitative, although the goal tables must address all required metrics for every state priority in each LCAP year. The required metrics are the specified measures and objectives for each state priority as set forth in Education Code sections 52060(d) and 52066(d). For the pupil engagement priority metrics, LEAs must calculate the rates specified in Education Code sections 52060(d)(5)(B), (C), (D) and (E) as described in the Local Control Accountability Plan and Annual Update Template Appendix, sections (a) through (d).

Actions/Services: For each LCAP year, identify all annual actions to be performed and services provided to meet the described goal. Actions may describe a group of services that are implemented to achieve the identified goal.

Scope of Service: Describe the scope of each action/service by identifying the schoolsites covered. LEAs may indicate “all” for all schools, specify an individual school or a subset of schools, or specify grade spans (e.g., all high schools or grades K-5). If supplemental and concentration funds are used to support the action/service, the LEA must identify if the scope of service is districtwide, schoolwide, countywide, or charterwide.

Pupils to be served within identified scope of service: For each action/service, identify the pupils to be served within the identified scope of service. If the action to be performed or the service to be provided is for all pupils, place a check mark next to “ALL.”

For each action and/or service to be provided above what is being provided for all pupils, place a check mark next to the applicable unduplicated pupil subgroup(s) and/or other pupil subgroup(s) that will benefit from the additional action, and/or will receive the additional service. Identify, as applicable, additional actions and services for unduplicated pupil subgroup(s) as defined in Education Code section 42238.01, pupils redesignated fluent English proficient, and/or pupils subgroup(s) as defined in Education Code section

52052.

Budgeted Expenditures: For each action/service, list and describe budgeted expenditures for each school year to implement these actions, including where those expenditures can be found in the LEA’s budget. The LEA must reference all fund sources for each proposed expenditure. Expenditures must be classified using the California School Accounting Manual as required by Education Code sections 52061, 52067, and 47606.5.

Guiding Questions:

- 1) What are the LEA’s goal(s) to address state priorities related to “Conditions of Learning”?
- 2) What are the LEA’s goal(s) to address state priorities related to “Pupil Outcomes”?
- 3) What are the LEA’s goal(s) to address state priorities related to parent and pupil “Engagement” (e.g., parent involvement, pupil engagement, and school climate)?
- 4) What are the LEA’s goal(s) to address any locally-identified priorities?
- 5) How have the unique needs of individual schoolsites been evaluated to inform the development of meaningful district and/or individual schoolsite goals (e.g., input from site level advisory groups, staff, parents, community, pupils; review of school level plans; in-depth school level data analysis, etc.)?
- 6) What are the unique goals for unduplicated pupils as defined in Education Code sections 42238.01 and subgroups as defined in section 52052 that are different from the LEA’s goals for all pupils?
- 7) What are the specific expected measurable outcomes associated with each of the goals annually and over the term of the LCAP?
- 8) What information (e.g., quantitative and qualitative data/metrics) was considered/reviewed to develop goals to address each state or local priority?
- 9) What information was considered/reviewed for individual schoolsites?
- 10) What information was considered/reviewed for subgroups identified in Education Code section 52052?
- 11) What actions/services will be provided to all pupils, to subgroups of pupils identified pursuant to Education Code section 52052, to specific schoolsites, to English learners, to low-income pupils, and/or to foster youth to achieve goals identified in the LCAP?
- 12) How do these actions/services link to identified goals and expected measurable outcomes?
- 13) What expenditures support changes to actions/services as a result of the goal identified? Where can these expenditures be found in the LEA’s budget?

GOAL:	All students receive instruction and services to support their intellectual, social, emotional, and physical development.	Related State and/or Local Priorities: X 1 X 2 _3 _4 _5 _6 X 7 _8 Local: N/A
--------------	---	--

Identified Need:	<p>All teachers are appropriately assigned and fully credentialed for any core subject they are teaching and are qualified to have English Learners in their classrooms.</p> <p>All students have access to standards-aligned instructional materials, and all courses are aligned to state standards and have been reviewed annually, updated as needed, and adopted by the local governing board.</p> <p>All students have a broad course of study available to them, are placed in the least restrictive learning environment, and have multiple pathways to meet their academic needs.</p> <p>All schools embrace the value of extra- and co-curricular activities that provide for further intellectual, social, emotional, and physical development of students.</p>		
Goal Applies to:	Schools:	All	
		Grades:	All
	Applicable Pupil Subgroups:	All	
LCAP Year 1			
Expected Annual Measurable Outcomes:	<p>100% of teachers are fully credentialed for any core subject they are teaching and have certification to teach English Learners.</p> <p>60% of courses have adopted instructional materials, textbooks, and course outlines to meet the California Common Core State Standards.</p> <p>100% of K-8 students are placed in broad courses of study.</p> <p>90% of 9-12 students are making adequate progress towards graduation.</p> <p>70% of students in grades 9-12 participate in at least one extra- or co-curricular activity during the academic year.</p> <p>30% of graduates complete a Career Technical Pathway prior to graduation.</p>		
Actions/Services	Scope of Service	Pupils to be served within identified scope of service	Budgeted Expenditures

Development of a five-year textbook adoption plan proposed by Sierra-Plumas Teachers' Association and approved by the School Board.	All Grades: All	X All ----- _ Foster Youth _ American Indian or Alaska Native _ Hispanic or Latino _ Two or More Races _ Low Income Pupils _ Redesignated fluent English proficient _ Asian _ Native Hawaiian or Pacific Islander _ English Learners _ Black or African American _ Filipino _ White _ Students with Disabilities _ Homeless _ Other	--
Purchase of textbooks and instructional materials and development of updated course outlines to align with CCCSS in accordance with the five-year adoption plan.	All Grades: All	X All ----- _ Foster Youth _ American Indian or Alaska Native _ Hispanic or Latino _ Two or More Races _ Low Income Pupils _ Redesignated fluent English proficient _ Asian _ Native Hawaiian or Pacific Islander _ English Learners _ Black or African American _ Filipino _ White _ Students with Disabilities _ Homeless _ Other	\$100,000
Fund a Title I Teacher to provide services to all students at Loyalton Elementary School who need support in core academic areas.	LES Grades: K, 1st, 2nd, 3rd, 4th, 5th, 6th	_ All ----- X Foster Youth _ American Indian or Alaska Native _ Hispanic or Latino _ Two or More Races X Low Income Pupils X Redesignated fluent English proficient _ Asian _ Native Hawaiian or Pacific Islander X English Learners _ Black or African American _ Filipino _ White _ Students with Disabilities _ Homeless X Other (All, as time/space permit)	\$ 83,000
Fund Title I instructional aides at each school site in the district to provide support for students in core academic subjects.	All Grades: All	_ All ----- X Foster Youth _ American Indian or Alaska Native _ Hispanic or Latino _ Two or More Races X Low Income Pupils X Redesignated fluent English proficient _ Asian _ Native Hawaiian or Pacific Islander X English Learners _ Black or African American _ Filipino _ White _ Students with Disabilities _ Homeless X Other (All, as time/space permit)	\$ 55,000

Fund English Language Learner instructional aides to provide support in core academic subjects and language acquisition.	All Grades: All	<input type="checkbox"/> All ----- <input type="checkbox"/> Foster Youth <input type="checkbox"/> American Indian or Alaska Native <input type="checkbox"/> Hispanic or Latino <input type="checkbox"/> Two or More Races <input type="checkbox"/> Low Income Pupils <input checked="" type="checkbox"/> Redesignated fluent English proficient <input type="checkbox"/> Asian <input type="checkbox"/> Native Hawaiian or Pacific Islander <input checked="" type="checkbox"/> English Learners <input type="checkbox"/> Black or African American <input type="checkbox"/> Filipino <input type="checkbox"/> White <input type="checkbox"/> Students with Disabilities <input type="checkbox"/> Homeless <input type="checkbox"/> Other	\$ 40,000
Provide part time Career Technical Education courses for students in grades 7-12 and fund extended summer contract for Agriculture teacher.	Loyalton High School Downieville Jr/Sr High School Grades: 7th, 8th, 9th, 10th, 11th, 12th	<input checked="" type="checkbox"/> All ----- <input type="checkbox"/> Foster Youth <input type="checkbox"/> American Indian or Alaska Native <input type="checkbox"/> Hispanic or Latino <input type="checkbox"/> Two or More Races <input type="checkbox"/> Low Income Pupils <input type="checkbox"/> Redesignated fluent English proficient <input type="checkbox"/> Asian <input type="checkbox"/> Native Hawaiian or Pacific Islander <input type="checkbox"/> English Learners <input type="checkbox"/> Black or African American <input type="checkbox"/> Filipino <input type="checkbox"/> White <input type="checkbox"/> Students with Disabilities <input type="checkbox"/> Homeless <input type="checkbox"/> Other	\$ 60,000
Support co- and extra-curricular activities, such as athletics and field trips.	All Grades: All	<input checked="" type="checkbox"/> All ----- <input type="checkbox"/> Foster Youth <input type="checkbox"/> American Indian or Alaska Native <input type="checkbox"/> Hispanic or Latino <input type="checkbox"/> Two or More Races <input type="checkbox"/> Low Income Pupils <input type="checkbox"/> Redesignated fluent English proficient <input type="checkbox"/> Asian <input type="checkbox"/> Native Hawaiian or Pacific Islander <input type="checkbox"/> English Learners <input type="checkbox"/> Black or African American <input type="checkbox"/> Filipino <input type="checkbox"/> White <input type="checkbox"/> Students with Disabilities <input type="checkbox"/> Homeless <input type="checkbox"/> Other	\$ 60,000
Fund an Art Specialist to work in grades K-6.	LES Grades: K, 1st, 2nd, 3rd, 4th, 5th, 6th	<input checked="" type="checkbox"/> All ----- <input type="checkbox"/> Foster Youth <input type="checkbox"/> American Indian or Alaska Native <input type="checkbox"/> Hispanic or Latino <input type="checkbox"/> Two or More Races <input type="checkbox"/> Low Income Pupils <input type="checkbox"/> Redesignated fluent English proficient <input type="checkbox"/> Asian <input type="checkbox"/> Native Hawaiian or Pacific Islander <input type="checkbox"/> English Learners <input type="checkbox"/> Black or African American <input type="checkbox"/> Filipino <input type="checkbox"/> White <input type="checkbox"/> Students with Disabilities <input type="checkbox"/> Homeless <input type="checkbox"/> Other	\$ 15,000

<p>Consider hiring a credentialed PE teacher to serve all students.</p>	<p>All Grades: All</p>	<p>X All ----- _ Foster Youth _ American Indian or Alaska Native _ Hispanic or Latino _ Two or More Races _ Low Income Pupils _ Redesignated fluent English proficient _ Asian _ Native Hawaiian or Pacific Islander _ English Learners _ Black or African American _ Filipino _ White _ Students with Disabilities _ Homeless _ Other</p>	<p>--</p>
<p>Fund instructors, course materials, and supplies for continuation high school for 3 days a week.</p>	<p>Sierra Pass Grades: 10th, 11th, 12th</p>	<p>_ All ----- _ Foster Youth _ American Indian or Alaska Native _ Hispanic or Latino _ Two or More Races _ Low Income Pupils _ Redesignated fluent English proficient _ Asian _ Native Hawaiian or Pacific Islander _ English Learners _ Black or African American _ Filipino _ White _ Students with Disabilities _ Homeless X Other (Grades 10-12 students in alternative education)</p>	<p>\$ 55,000</p>
<p>Fund instructors, course materials, online resources, and supplies for Independent Study Program for 3 days a week.</p>	<p>All Grades: All</p>	<p>_ All ----- _ Foster Youth _ American Indian or Alaska Native _ Hispanic or Latino _ Two or More Races _ Low Income Pupils _ Redesignated fluent English proficient _ Asian _ Native Hawaiian or Pacific Islander _ English Learners _ Black or African American _ Filipino _ White _ Students with Disabilities _ Homeless X Other (All students desiring an Independent Study Program)</p>	<p>\$ 47,000</p>
<p>LCAP Year 2</p>			

Expected Annual Measurable Outcomes:	<p>100% of teachers are fully credentialed for any core subject they are teaching and have certification to teach English Learners.</p> <p>80% of courses have adopted instructional materials, textbooks, and course outlines to meet the California Common Core State Standards.</p> <p>100% of K-8 students are placed in broad courses of study.</p> <p>95% of 9-12 students are making adequate progress towards graduation.</p> <p>75% of students in grades 9-12 participate in at least one extra- or co-curricular activity during the academic year.</p> <p>33% of graduates complete a Career Technical Pathway prior to graduation.</p>		
Actions/Services	Scope of Service	Pupils to be served within identified scope of service	Budgeted Expenditures
<p>Development of a five-year textbook adoption plan proposed by Sierra-Plumas Teachers' Association and approved by the School Board.</p>	<p>All Grades: All</p>	<p>X All ----- _ Foster Youth _ American Indian or Alaska Native _ Hispanic or Latino _ Two or More Races _ Low Income Pupils _ Redesignated fluent English proficient _ Asian _ Native Hawaiian or Pacific Islander _ English Learners _ Black or African American _ Filipino _ White _ Students with Disabilities _ Homeless _ Other</p>	<p>--</p>
<p>Purchase of textbooks and instructional materials and development of updated course outlines to align with CCCSS in accordance with the five-year adoption plan.</p>	<p>All Grades: All</p>	<p>X All ----- _ Foster Youth _ American Indian or Alaska Native _ Hispanic or Latino _ Two or More Races _ Low Income Pupils _ Redesignated fluent English proficient _ Asian _ Native Hawaiian or Pacific Islander _ English Learners _ Black or African American _ Filipino _ White _ Students with Disabilities _ Homeless _ Other</p>	<p>\$ 100,000</p>

Fund a Title I Teacher to provide services to all students at Loyaltan Elementary School who need support in core academic areas.	LES Grades: K, 1st, 2nd, 3rd, 4th, 5th, 6th	<input type="checkbox"/> All ----- <input checked="" type="checkbox"/> Foster Youth <input type="checkbox"/> American Indian or Alaska Native <input type="checkbox"/> Hispanic or Latino <input type="checkbox"/> Two or More Races <input checked="" type="checkbox"/> Low Income Pupils <input checked="" type="checkbox"/> Redesignated fluent English proficient <input type="checkbox"/> Asian <input type="checkbox"/> Native Hawaiian or Pacific Islander <input checked="" type="checkbox"/> English Learners <input type="checkbox"/> Black or African American <input type="checkbox"/> Filipino <input type="checkbox"/> White <input type="checkbox"/> Students with Disabilities <input type="checkbox"/> Homeless <input checked="" type="checkbox"/> Other (All, as time/space permit)	\$ 85,000
Fund Title I instructional aides at each school site in the district to provide support for students in core academic subjects.	All Grades: All	<input type="checkbox"/> All ----- <input checked="" type="checkbox"/> Foster Youth <input type="checkbox"/> American Indian or Alaska Native <input type="checkbox"/> Hispanic or Latino <input type="checkbox"/> Two or More Races <input checked="" type="checkbox"/> Low Income Pupils <input checked="" type="checkbox"/> Redesignated fluent English proficient <input type="checkbox"/> Asian <input type="checkbox"/> Native Hawaiian or Pacific Islander <input checked="" type="checkbox"/> English Learners <input type="checkbox"/> Black or African American <input type="checkbox"/> Filipino <input type="checkbox"/> White <input type="checkbox"/> Students with Disabilities <input type="checkbox"/> Homeless <input checked="" type="checkbox"/> Other (All, as time/space permit)	\$ 60,000
Fund English Language Learner instructional aides to provide support in core academic subjects and language acquisition.	Loyalton Elementary School Loyalton High School Grades: All	<input type="checkbox"/> All ----- <input type="checkbox"/> Foster Youth <input type="checkbox"/> American Indian or Alaska Native <input type="checkbox"/> Hispanic or Latino <input type="checkbox"/> Two or More Races <input type="checkbox"/> Low Income Pupils <input checked="" type="checkbox"/> Redesignated fluent English proficient <input type="checkbox"/> Asian <input type="checkbox"/> Native Hawaiian or Pacific Islander <input checked="" type="checkbox"/> English Learners <input type="checkbox"/> Black or African American <input type="checkbox"/> Filipino <input type="checkbox"/> White <input type="checkbox"/> Students with Disabilities <input type="checkbox"/> Homeless <input type="checkbox"/> Other	\$ 40,000
Provide Career Technical Education courses for students in grades 7-12 and fund extended summer contract for Agriculture teacher.	Loyalton High School Downieville Jr/Sr High School Grades: 7th, 8th, 9th, 10th, 11th, 12th	<input checked="" type="checkbox"/> All ----- <input type="checkbox"/> Foster Youth <input type="checkbox"/> American Indian or Alaska Native <input type="checkbox"/> Hispanic or Latino <input type="checkbox"/> Two or More Races <input type="checkbox"/> Low Income Pupils <input type="checkbox"/> Redesignated fluent English proficient <input type="checkbox"/> Asian <input type="checkbox"/> Native Hawaiian or Pacific Islander <input type="checkbox"/> English Learners <input type="checkbox"/> Black or African American <input type="checkbox"/> Filipino <input type="checkbox"/> White <input type="checkbox"/> Students with Disabilities <input type="checkbox"/> Homeless <input type="checkbox"/> Other	\$ 60,000

Support co- and extra-curricular activities, such as athletics and field trips.	All Grades: All	X All ----- _ Foster Youth _ American Indian or Alaska Native _ Hispanic or Latino _ Two or More Races _ Low Income Pupils _ Redesignated fluent English proficient _ Asian _ Native Hawaiian or Pacific Islander _ English Learners _ Black or African American _ Filipino _ White _ Students with Disabilities _ Homeless _ Other	\$ 60,000
Fund an Art Specialist to work in grades K-6.	Loyalton Elementary Grades: K, 1st, 2nd, 3rd, 4th, 5th, 6th	X All ----- _ Foster Youth _ American Indian or Alaska Native _ Hispanic or Latino _ Two or More Races _ Low Income Pupils _ Redesignated fluent English proficient _ Asian _ Native Hawaiian or Pacific Islander _ English Learners _ Black or African American _ Filipino _ White _ Students with Disabilities _ Homeless _ Other	\$ 15,000
Consider hiring a credentialed PE teacher to serve all students.	All Grades: All	X All ----- _ Foster Youth _ American Indian or Alaska Native _ Hispanic or Latino _ Two or More Races _ Low Income Pupils _ Redesignated fluent English proficient _ Asian _ Native Hawaiian or Pacific Islander _ English Learners _ Black or African American _ Filipino _ White _ Students with Disabilities _ Homeless _ Other	--
Fund instructors, course materials, and supplies for continuation high school for 3 days a week.	Sierra Pass Grades: 10th, 11th, 12th	_ All ----- _ Foster Youth _ American Indian or Alaska Native _ Hispanic or Latino _ Two or More Races _ Low Income Pupils _ Redesignated fluent English proficient _ Asian _ Native Hawaiian or Pacific Islander _ English Learners _ Black or African American _ Filipino _ White _ Students with Disabilities _ Homeless X Other (Grades 10-12 stuents in alternative education)	\$ 55,000

Fund instructors, course materials, online resources, and supplies for Independent Study Program for 3 days a week.	All Grades: All	<input type="checkbox"/> All ----- <input type="checkbox"/> Foster Youth <input type="checkbox"/> American Indian or Alaska Native <input type="checkbox"/> Hispanic or Latino <input type="checkbox"/> Two or More Races <input type="checkbox"/> Low Income Pupils <input type="checkbox"/> Redesignated fluent English proficient <input type="checkbox"/> Asian <input type="checkbox"/> Native Hawaiian or Pacific Islander <input type="checkbox"/> English Learners <input type="checkbox"/> Black or African American <input type="checkbox"/> Filipino <input type="checkbox"/> White <input type="checkbox"/> Students with Disabilities <input type="checkbox"/> Homeless <input checked="" type="checkbox"/> Other (All students desiring an Independent Study Program)	\$ 47,000
---	--------------------	--	-----------

LCAP Year 3

Expected Annual Measurable Outcomes:	100% of teachers are fully credentialed for any core subject they are teaching and have certification to teach English Learners. 100% of courses have adopted instructional materials, textbooks, and course outlines to meet the California Common Core State Standards. 100% of K-8 students are placed in broad courses of study. 100% of 9-12 students are making adequate progress towards graduation. 90% of students in grades 9-12 participate in at least one extra- or co-curricular activity during the academic year. 40% of graduates complete a Career Technical Pathway prior to graduation.
---	--

Actions/Services	Scope of Service	Pupils to be served within identified scope of service	Budgeted Expenditures
Update five-year adoption plan proposed by Sierra-Plumas Teachers' Association and approved by the School Board.	All Grades: All	<input checked="" type="checkbox"/> All ----- <input type="checkbox"/> Foster Youth <input type="checkbox"/> American Indian or Alaska Native <input type="checkbox"/> Hispanic or Latino <input type="checkbox"/> Two or More Races <input type="checkbox"/> Low Income Pupils <input type="checkbox"/> Redesignated fluent English proficient <input type="checkbox"/> Asian <input type="checkbox"/> Native Hawaiian or Pacific Islander <input type="checkbox"/> English Learners <input type="checkbox"/> Black or African American <input type="checkbox"/> Filipino <input type="checkbox"/> White <input type="checkbox"/> Students with Disabilities <input type="checkbox"/> Homeless <input type="checkbox"/> Other	--

Purchase of textbooks and instructional materials and development of updated course outlines to align with CCSS in accordance with the five-year adoption plan.	All Grades: All	X All ----- _ Foster Youth _ American Indian or Alaska Native _ Hispanic or Latino _ Two or More Races _ Low Income Pupils _ Redesignated fluent English proficient _ Asian _ Native Hawaiian or Pacific Islander _ English Learners _ Black or African American _ Filipino _ White _ Students with Disabilities _ Homeless _ Other	\$ 100,000
Fund a Title I teacher to provide services to all students at Loyalton Elementary School who need support in core academic areas.	Loyalton Elementary School Grades: All	_ All ----- X Foster Youth _ American Indian or Alaska Native _ Hispanic or Latino _ Two or More Races X Low Income Pupils X Redesignated fluent English proficient _ Asian _ Native Hawaiian or Pacific Islander X English Learners _ Black or African American _ Filipino _ White _ Students with Disabilities _ Homeless X Other (All - as time and space permit)	\$ 85,000
Fund Title I instructional aides at each school site in the district to provide support for students in core academic subjects.	All Grades: All	_ All ----- X Foster Youth _ American Indian or Alaska Native _ Hispanic or Latino _ Two or More Races X Low Income Pupils X Redesignated fluent English proficient _ Asian _ Native Hawaiian or Pacific Islander X English Learners _ Black or African American _ Filipino _ White _ Students with Disabilities _ Homeless X Other (All - as time/space permit)	\$ 65,000
Fund English Language Learner instructional aides to provide support in core academic subjects and language acquisition.	Loyalton High School Loyalton Elementary School Grades: All	_ All ----- _ Foster Youth _ American Indian or Alaska Native _ Hispanic or Latino _ Two or More Races _ Low Income Pupils X Redesignated fluent English proficient _ Asian _ Native Hawaiian or Pacific Islander X English Learners _ Black or African American _ Filipino _ White _ Students with Disabilities _ Homeless _ Other	\$ 40,000

<p>Provide Career Technical Education courses for students in grades 7-12 and fund extended summer contract for Agriculture teacher.</p>	<p>All Grades: 7th, 8th, 9th, 10th, 11th, 12th</p>	<p>X All ----- _ Foster Youth _ American Indian or Alaska Native _ Hispanic or Latino _ Two or More Races _ Low Income Pupils _ Redesignated fluent English proficient _ Asian _ Native Hawaiian or Pacific Islander _ English Learners _ Black or African American _ Filipino _ White _ Students with Disabilities _ Homeless _ Other</p>	<p>\$ 60,000</p>
<p>Support co- and extra-curricular activities, such as athletics and field trips.</p>	<p>All Grades: All</p>	<p>X All ----- _ Foster Youth _ American Indian or Alaska Native _ Hispanic or Latino _ Two or More Races _ Low Income Pupils _ Redesignated fluent English proficient _ Asian _ Native Hawaiian or Pacific Islander _ English Learners _ Black or African American _ Filipino _ White _ Students with Disabilities _ Homeless _ Other</p>	<p>\$ 60,000</p>
<p>Fund an Art Specialist to work in grades K-6.</p>	<p>Loyalton Elementary School Grades: K, 1st, 2nd, 3rd, 4th, 5th, 6th</p>	<p>X All ----- _ Foster Youth _ American Indian or Alaska Native _ Hispanic or Latino _ Two or More Races _ Low Income Pupils _ Redesignated fluent English proficient _ Asian _ Native Hawaiian or Pacific Islander _ English Learners _ Black or African American _ Filipino _ White _ Students with Disabilities _ Homeless _ Other</p>	<p>\$ 15,000</p>
<p>Consider hiring a credentialed PE teacher to serve all students.</p>	<p>All Grades: All</p>	<p>X All ----- _ Foster Youth _ American Indian or Alaska Native _ Hispanic or Latino _ Two or More Races _ Low Income Pupils _ Redesignated fluent English proficient _ Asian _ Native Hawaiian or Pacific Islander _ English Learners _ Black or African American _ Filipino _ White _ Students with Disabilities _ Homeless _ Other</p>	<p>--</p>

Fund instructors, course materials, and supplies for continuation high school for 3 days a week.	Sierra Pass Grades: 10th, 11th, 12th	<input type="checkbox"/> All ----- <input type="checkbox"/> Foster Youth <input type="checkbox"/> American Indian or Alaska Native <input type="checkbox"/> Hispanic or Latino <input type="checkbox"/> Two or More Races <input type="checkbox"/> Low Income Pupils <input type="checkbox"/> Redesignated fluent English proficient <input type="checkbox"/> Asian <input type="checkbox"/> Native Hawaiian or Pacific Islander <input type="checkbox"/> English Learners <input type="checkbox"/> Black or African American <input type="checkbox"/> Filipino <input type="checkbox"/> White <input type="checkbox"/> Students with Disabilities <input type="checkbox"/> Homeless <input checked="" type="checkbox"/> Other (students in alternative education)	\$ 55,000
Fund instructors, course materials, online resources, and supplies for Independent Study Program.	All Grades: All	<input type="checkbox"/> All ----- <input type="checkbox"/> Foster Youth <input type="checkbox"/> American Indian or Alaska Native <input type="checkbox"/> Hispanic or Latino <input type="checkbox"/> Two or More Races <input type="checkbox"/> Low Income Pupils <input type="checkbox"/> Redesignated fluent English proficient <input type="checkbox"/> Asian <input type="checkbox"/> Native Hawaiian or Pacific Islander <input type="checkbox"/> English Learners <input type="checkbox"/> Black or African American <input type="checkbox"/> Filipino <input type="checkbox"/> White <input type="checkbox"/> Students with Disabilities <input type="checkbox"/> Homeless <input checked="" type="checkbox"/> Other (students desiring ISP)	\$ 47,000

GOAL:	All students engage in a rigorous curriculum and acquire the knowledge, critical thinking skills, and characteristics needed for success in college, career, and life.	Related State and/or Local Priorities: _1 _2 _3 X 4 X 5 _6 _7 X 8 Local: N/A
Identified Need:	<p>All administrators, teachers, and staff recognize their participation in student success, understand the power of collaboration, and value professional development.</p> <p>All students participate in universal screening and local benchmark assessment; students who need intensive intervention in ELA or mathematics are provided instruction using adopted intervention programs.</p> <p>All students are provided multiple pathways to achieve academic success including independent study, alternative education, college readiness, and career technical pathways.</p> <p>All students in grades 3-12 have opportunities to participate in extra- and co-curricular activities.</p>	
Goal Applies to:	Schools:	All
		Grades: All
	Applicable Pupil Subgroups:	All
LCAP Year 1		

Expected Annual Measurable Outcomes:	<p>There is a published school calendar that includes minimum days designated for professional collaboration.</p> <p>100% of school staff submit a professional development plan to their site administrator on or before September 30.</p> <p>100% of eligible students participate in the California Assessment of Student Performance and Progress (CAASPP) testing.</p> <p>50% of students met or exceeded standards on the 2015 CAASPP test.</p> <p>90% of students in intensive intervention programs achieve grade level within two years of entering the intervention program.</p> <p>45% of graduates meet the a-g UC/CSU entrance requirements.</p> <p>35% of students who take the Advanced Placement exams score a 3 or higher.</p> <p>55% of sophomores score proficient or advanced on the CAHSEE.</p> <p>35% of juniors are recognized as “college ready” or “conditionally college ready” on the EAP exams in ELA or mathematics.</p> <p>95% of 9-12 class cohort graduate from high school.</p> <p>90% of students are in attendance daily, averaged over the year.</p> <p>Fewer than 5% of students are suspended in the year.</p> <p>Fewer than 1% of students are expelled in the year.</p> <p>65% of students who participate in California’s Physical Fitness Test score within the <i>Healthy Fitness Zone</i> in at least five of the six areas.</p> <p>97.5% of K-8 students demonstrate mastery of the academic skills needed for promotion to the next grade level at the end of the year.</p> <p>90% of English Learners are reclassified Fluent English Proficient within eight years of initial enrollment.</p> <p>100% of graduates who are Agriculture Completers receive their State FFA Degree.</p> <p>30% of graduates have completed a Career Technical pathway.</p> <p>75% of grade 9-12 students participate in at least one extra- or co-curricular activity.</p>		
Actions/Services	Scope of Service	Pupils to be served within identified scope of service	Budgeted Expenditures

Fund professional development activities for local program, NCLB compliance requirements, and travel and conference to remote professional development locations.	All Grades: All	X All ----- _ Foster Youth _ American Indian or Alaska Native _ Hispanic or Latino _ Two or More Races _ Low Income Pupils _ Redesignated fluent English proficient _ Asian _ Native Hawaiian or Pacific Islander _ English Learners _ Black or African American _ Filipino _ White _ Students with Disabilities _ Homeless _ Other	\$ 10,000
Fund assessment program including ELA and math interim assessments and physical fitness testing.	All Grades: All	X All ----- _ Foster Youth _ American Indian or Alaska Native _ Hispanic or Latino _ Two or More Races _ Low Income Pupils _ Redesignated fluent English proficient _ Asian _ Native Hawaiian or Pacific Islander _ English Learners _ Black or African American _ Filipino _ White _ Students with Disabilities _ Homeless _ Other	\$ 10,000
Provide sections for remedial and enrichment courses in the high schools (7-12) class schedules.	Downieville Junior/Senior High School Loyalton High School Grades: 7th, 8th, 9th, 10th, 11th, 12th	X All ----- _ Foster Youth _ American Indian or Alaska Native _ Hispanic or Latino _ Two or More Races _ Low Income Pupils _ Redesignated fluent English proficient _ Asian _ Native Hawaiian or Pacific Islander _ English Learners _ Black or African American _ Filipino _ White _ Students with Disabilities _ Homeless _ Other	\$ 175,000
Fund an Academic Advisor for 9-12 students to assist them in meeting academic needs according to their future plans.	Loyalton High School Grades: 9th, 10th, 11th, 12th	X All ----- _ Foster Youth _ American Indian or Alaska Native _ Hispanic or Latino _ Two or More Races _ Low Income Pupils _ Redesignated fluent English proficient _ Asian _ Native Hawaiian or Pacific Islander _ English Learners _ Black or African American _ Filipino _ White _ Students with Disabilities _ Homeless _ Other	\$ 14,000

<p>Fund intensive intervention instruction for students in grades K-12 ELA and mathematics during the school day.</p>	<p>All Grades: All</p>	<p>X All ----- _ Foster Youth _ American Indian or Alaska Native _ Hispanic or Latino _ Two or More Races _ Low Income Pupils _ Redesignated fluent English proficient _ Asian _ Native Hawaiian or Pacific Islander _ English Learners _ Black or African American _ Filipino _ White _ Students with Disabilities _ Homeless _ Other</p>	<p>\$ 96,000</p>
<p>Fund credentialed teachers for after school tutoring for students in grades 1-12 in all core courses. Fund limited bus service for students living outside of walking distance of the school while attending after school tutoring.</p>	<p>All Grades: 1st, 2nd, 3rd, 4th, 5th, 6th, 7th, 8th, 9th, 10th, 11th, 12th</p>	<p>X All ----- _ Foster Youth _ American Indian or Alaska Native _ Hispanic or Latino _ Two or More Races _ Low Income Pupils _ Redesignated fluent English proficient _ Asian _ Native Hawaiian or Pacific Islander _ English Learners _ Black or African American _ Filipino _ White _ Students with Disabilities _ Homeless _ Other</p>	<p>-- Funded through Sierra County Office of Education</p>
<p>LCAP Year 2</p>			

Expected Annual Measurable Outcomes:	<p>There is a published school calendar that includes minimum days designated for professional collaboration.</p> <p>100% of school staff submit a professional development plan to their site administrator on or before September 30.</p> <p>100% of eligible students participate in the California Assessment of Student Performance and Progress (CAASPP) testing.</p> <p>55% of students met or exceeded standards on the 2015 CAASPP test.</p> <p>90% of students in intensive intervention programs achieve grade level within two years of entering the intervention program.</p> <p>50% of graduates meet the a-g UC/CSU entrance requirements.</p> <p>40% of students who take the Advanced Placement exams score a 3 or higher.</p> <p>60% of sophomores score proficient or advanced on the CAHSEE.</p> <p>40% of juniors are recognized as “college ready” or “conditionally college ready” on the EAP exams in ELA or mathematics.</p> <p>95% of 9-12 class cohort graduate from high school.</p> <p>91% of students are in attendance daily, averaged over the year.</p> <p>Fewer than 2.5% of students are suspended in the year.</p> <p>Fewer than 1% of students are expelled in the year.</p> <p>70% of students who participate in California’s Physical Fitness Test score within the <i>Healthy Fitness Zone</i> in at least five of the six areas.</p> <p>97.5% of K-8 students demonstrate mastery of the academic skills needed for promotion to the next grade level at the end of the year.</p> <p>90% of English Learners are reclassified Fluent English Proficient within eight years of initial enrollment.</p> <p>100% of graduates who are Agriculture Completers receive their State FFA Degree.</p> <p>30% of graduates have completed a Career Technical pathway.</p> <p>80% of grade 9-12 students participate in at least one extra- or co-curricular activity.</p>		
Actions/Services	Scope of Service	Pupils to be served within identified scope of service	Budgeted Expenditures

Fund professional development activities for local program, NCLB and Common Core compliance requirements, and travel and conference to remote professional development locations.	All Grades: All	X All ----- _ Foster Youth _ American Indian or Alaska Native _ Hispanic or Latino _ Two or More Races _ Low Income Pupils _ Redesignated fluent English proficient _ Asian _ Native Hawaiian or Pacific Islander _ English Learners _ Black or African American _ Filipino _ White _ Students with Disabilities _ Homeless _ Other	\$ 10,000
Fund assessment program including ELA and math interim assessments and physical fitness testing.	All Grades: All	X All ----- _ Foster Youth _ American Indian or Alaska Native _ Hispanic or Latino _ Two or More Races _ Low Income Pupils _ Redesignated fluent English proficient _ Asian _ Native Hawaiian or Pacific Islander _ English Learners _ Black or African American _ Filipino _ White _ Students with Disabilities _ Homeless _ Other	\$ 10,000
Provide sections for remedial and enrichment courses in the high schools (7-12) class schedules.	Downieville Junior/Senior High School Loyalton High School Grades: 7th, 8th, 9th, 10th, 11th, 12th	X All ----- _ Foster Youth _ American Indian or Alaska Native _ Hispanic or Latino _ Two or More Races _ Low Income Pupils _ Redesignated fluent English proficient _ Asian _ Native Hawaiian or Pacific Islander _ English Learners _ Black or African American _ Filipino _ White _ Students with Disabilities _ Homeless _ Other	\$ 180,000
Fund an Academic Adviser for 9-12 grade students to assist them in meeting academic needs according to their future plans.	Loyalton High School Grades: 9th, 10th, 11th, 12th	X All ----- _ Foster Youth _ American Indian or Alaska Native _ Hispanic or Latino _ Two or More Races _ Low Income Pupils _ Redesignated fluent English proficient _ Asian _ Native Hawaiian or Pacific Islander _ English Learners _ Black or African American _ Filipino _ White _ Students with Disabilities _ Homeless _ Other	\$ 14,000

<p>Fund intensive intervention instruction for students in grades K-12 for ELA and mathematics during the school day.</p>	<p>All Grades: All</p>	<p>X All ----- _ Foster Youth _ American Indian or Alaska Native _ Hispanic or Latino _ Two or More Races _ Low Income Pupils _ Redesignated fluent English proficient _ Asian _ Native Hawaiian or Pacific Islander _ English Learners _ Black or African American _ Filipino _ White _ Students with Disabilities _ Homeless _ Other</p>	<p>\$ 98,000</p>
<p>Fund credentialed teachers for after school tutoring for students in grades 1-12 in all core courses. Fund limited bus service for students living outside of walking distance of the school while attending after school tutoring.</p>	<p>All Grades: 1st, 2nd, 3rd, 4th, 5th, 6th, 7th, 8th, 9th, 10th, 11th, 12th</p>	<p>X All ----- _ Foster Youth _ American Indian or Alaska Native _ Hispanic or Latino _ Two or More Races _ Low Income Pupils _ Redesignated fluent English proficient _ Asian _ Native Hawaiian or Pacific Islander _ English Learners _ Black or African American _ Filipino _ White _ Students with Disabilities _ Homeless _ Other</p>	<p>funded through Sierra County Office of Education</p>
<p>LCAP Year 3</p>			

Expected Annual Measurable Outcomes:	<p>There is a published school calendar that includes minimum days designated for professional collaboration.</p> <p>100% of school staff submit a professional development plan to their site administrator on or before September 30th.</p> <p>100% of eligible students participate in the California Assessment of Student Performance and Progress (CAASPP) testing.</p> <p>65% of students met or exceeded standards on the 2017 CAASPP test.</p> <p>95% of students in intensive intervention programs achieve grade level within two years of entering the intervention program.</p> <p>75% of graduates meet the a-g UC/CSU entrance requirements.</p> <p>50% of students who take the Advanced Placement exams score a 3 or higher.</p> <p>50% of juniors are recognized as "college ready" or "conditionally college ready" on the CAASPP exams in ELA and/or math.</p> <p>98% of 9-12 class cohort graduate from high school.</p> <p>95% of students are in attendance daily, averaged over the year.</p> <p>Fewer than 1% of students are suspended in the year.</p> <p>Fewer than 1% of students are expelled in the year.</p> <p>80% of students who participate in California's Physical Fitness Test score within the <i>Healthy Fitness Zone</i> in at least five of the six areas.</p> <p>98% of K-8 students demonstrate mastery of the academic skills needed for promotion to the next grade level at the end of the year.</p> <p>95% of English Learners are reclassified Fluent English Proficient within eight years of initial enrollment.</p> <p>100% of graduates who are Agriculture Completers receive their State FFA Degree.</p> <p>40% of graduates have completed a Career Technical pathway.</p> <p>85% of grade 9-12 students participate in at least one extra- or co-curricular activity.</p>		
Actions/Services	Scope of Service	Pupils to be served within identified scope of service	Budgeted Expenditures

Fund professional development activities for local programs, ESSA, and Common Core compliance requirements, and travel and conference to remote professional development locations.	All Grades: All	X All ----- _ Foster Youth _ American Indian or Alaska Native _ Hispanic or Latino _ Two or More Races _ Low Income Pupils _ Redesignated fluent English proficient _ Asian _ Native Hawaiian or Pacific Islander _ English Learners _ Black or African American _ Filipino _ White _ Students with Disabilities _ Homeless _ Other	\$ 10,000
Fund assessment program including ELA and math interim assessments and physical fitness testing.	All Grades: All	X All ----- _ Foster Youth _ American Indian or Alaska Native _ Hispanic or Latino _ Two or More Races _ Low Income Pupils _ Redesignated fluent English proficient _ Asian _ Native Hawaiian or Pacific Islander _ English Learners _ Black or African American _ Filipino _ White _ Students with Disabilities _ Homeless _ Other	\$ 10,000
Provide sections for remedial and enrichment courses in the high schools (7-12) class schedule.	Downieville Junior/Senior High School Loyalton High School Grades: 7th, 8th, 9th, 10th, 11th, 12th	X All ----- _ Foster Youth _ American Indian or Alaska Native _ Hispanic or Latino _ Two or More Races _ Low Income Pupils _ Redesignated fluent English proficient _ Asian _ Native Hawaiian or Pacific Islander _ English Learners _ Black or African American _ Filipino _ White _ Students with Disabilities _ Homeless _ Other	\$180,000
Fund an Academic Adviser for 9-12 students to assist them in meeting academic needs according to their future plans.	Loyalton High School Grades: 9th, 10th, 11th, 12th	X All ----- _ Foster Youth _ American Indian or Alaska Native _ Hispanic or Latino _ Two or More Races _ Low Income Pupils _ Redesignated fluent English proficient _ Asian _ Native Hawaiian or Pacific Islander _ English Learners _ Black or African American _ Filipino _ White _ Students with Disabilities _ Homeless _ Other	\$ 14,000

Fund intensive intervention instruction for students in grades K-12 in ELA and mathematics during the school day.	All Grades: All	<input checked="" type="checkbox"/> All ----- <input type="checkbox"/> Foster Youth <input type="checkbox"/> American Indian or Alaska Native <input type="checkbox"/> Hispanic or Latino <input type="checkbox"/> Two or More Races <input type="checkbox"/> Low Income Pupils <input type="checkbox"/> Redesignated fluent English proficient <input type="checkbox"/> Asian <input type="checkbox"/> Native Hawaiian or Pacific Islander <input type="checkbox"/> English Learners <input type="checkbox"/> Black or African American <input type="checkbox"/> Filipino <input type="checkbox"/> White <input type="checkbox"/> Students with Disabilities <input type="checkbox"/> Homeless <input type="checkbox"/> Other	\$ 98,000
Fund credentialed teachers for after school tutoring for students in grades 1-12 in all core courses. Fund limited bus service for students living outside of walking distance of the school while attending after school tutoring.	All Grades: 1st, 2nd, 3rd, 4th, 5th, 6th, 7th, 8th, 9th, 10th, 11th, 12th	<input checked="" type="checkbox"/> All ----- <input type="checkbox"/> Foster Youth <input type="checkbox"/> American Indian or Alaska Native <input type="checkbox"/> Hispanic or Latino <input type="checkbox"/> Two or More Races <input type="checkbox"/> Low Income Pupils <input type="checkbox"/> Redesignated fluent English proficient <input type="checkbox"/> Asian <input type="checkbox"/> Native Hawaiian or Pacific Islander <input type="checkbox"/> English Learners <input type="checkbox"/> Black or African American <input type="checkbox"/> Filipino <input type="checkbox"/> White <input type="checkbox"/> Students with Disabilities <input type="checkbox"/> Homeless <input type="checkbox"/> Other	funded through Sierra County Office of Education

GOAL:	All stakeholders are engaged in promoting a district culture where student success is realized, communicated, and celebrated.		Related State and/or Local Priorities: _1 _2 X 3 X 4 _5 X 6 _7 _8 Local: N/A
Identified Need:	<p>There is broad stakeholder representation on the School Site Councils. Members of the School Site Councils are actively involved in school improvement and promotion, the public is invited to all School Site Council meetings, and the calendar of School Site Council meetings is published at each school site to encourage broad stakeholder involvement.</p> <p>Sierra-Plumas Joint Unified School District (SPJUSD) Board meetings are regularly scheduled and offered via remote transmission to each school community to provide for broad stakeholder participation.</p> <p>Individualized Education Program (IEP) meetings are scheduled in advanced to provide for inclusion of administrators, teachers, parents, students, and other advocates.</p> <p>Parent and student surveys are administered as a means of receiving stakeholder input on SPJUSD programs and services from representatives of all student groups and subgroups.</p>		
Goal Applies to:	Schools:	All	
		Grades: All	
	Applicable Pupil Subgroups:	All	
LCAP Year 1			
Expected Annual Measurable Outcomes:	<p>100% of subgroups are represented on the School Site Councils.</p> <p>Monthly SPJUSD Board of Trustees meetings are clearly indicated on the SPJUSD calendar and posted on the Sierra County Office of Education website.</p> <p>65% of parents return the annual School Climate Survey.</p> <p>90% of students return the annual School Climate Survey.</p> <p>75 stakeholders participate in the Community Forums.</p>		
	Actions/Services	Scope of Service	Pupils to be served within identified scope of service
	Budgeted Expenditures		

<p>Fund administration of student/parent school climate and other parent engagement surveys through the school sites. Publicize results. Schedule Community Forums to discuss outcome of surveys and to prioritize and gather input for future LCAPs. Explore ways to support School Site Council membership.</p>	<p>All Grades: All</p>	<p>X All ----- _ Foster Youth _ American Indian or Alaska Native _ Hispanic or Latino _ Two or More Races _ Low Income Pupils _ Redesignated fluent English proficient _ Asian _ Native Hawaiian or Pacific Islander _ English Learners _ Black or African American _ Filipino _ White _ Students with Disabilities _ Homeless _ Other</p>	<p>\$ 750</p>
<p>Fund counseling services for students K-12 delivered through Sierra County Mental Health.</p>	<p>All Grades: All</p>	<p>X All ----- _ Foster Youth _ American Indian or Alaska Native _ Hispanic or Latino _ Two or More Races _ Low Income Pupils _ Redesignated fluent English proficient _ Asian _ Native Hawaiian or Pacific Islander _ English Learners _ Black or African American _ Filipino _ White _ Students with Disabilities _ Homeless _ Other</p>	<p>Funded through Foster Youth Grant</p>
<p>LCAP Year 2</p>			
<p>Expected Annual Measurable Outcomes:</p>	<p>100% of subgroups are represented on the School Site Councils. Monthly SPJUSD Board of Trustees meetings are clearly indicated on the SPJUSD calendar and posted on the Sierra County Office of Education website. 70% of parents return the annual School Climate Survey. 95% of students return the annual School Climate Survey. 100 stakeholders participate in the Community Forums.</p>		
<p>Actions/Services</p>	<p>Scope of Service</p>	<p>Pupils to be served within identified scope of service</p>	<p>Budgeted Expenditures</p>

<p>Fund administration of student/parent school climate and other parent engagement surveys through the school sites. Publicize results. Schedule Community Forums to discuss outcome of surveys and to prioritize and gather input for future LCAPs. Explore ways to support School Site Council membership.</p>	<p>All Grades: All</p>	<p>X All ----- _ Foster Youth _ American Indian or Alaska Native _ Hispanic or Latino _ Two or More Races _ Low Income Pupils _ Redesignated fluent English proficient _ Asian _ Native Hawaiian or Pacific Islander _ English Learners _ Black or African American _ Filipino _ White _ Students with Disabilities _ Homeless _ Other</p>	<p>\$ 750</p>
<p>Fund counseling services for students K-12 delivered through Sierra County Mental Health.</p>	<p>All Grades: All</p>	<p>X All ----- _ Foster Youth _ American Indian or Alaska Native _ Hispanic or Latino _ Two or More Races _ Low Income Pupils _ Redesignated fluent English proficient _ Asian _ Native Hawaiian or Pacific Islander _ English Learners _ Black or African American _ Filipino _ White _ Students with Disabilities _ Homeless _ Other</p>	<p>Funded through Sierra County Office of Education</p>
<p>LCAP Year 3</p>			
<p>Expected Annual Measurable Outcomes:</p>	<p>100% of subgroups are represented on the School Site Councils. Monthly SPJUSD Board of Trustees meetings posted on the Sierra County Office of Education website. 70% of parents return the annual School Climate Survey. 95% of students return the annual School Climate Survey. 100 stakeholders participate in the Community Forums.</p>		
<p>Actions/Services</p>	<p>Scope of Service</p>	<p>Pupils to be served within identified scope of service</p>	<p>Budgeted Expenditures</p>

<p>Fund administration of student/parent school climate and other parent engagement surveys through the school sites. Publicize results. Schedule Community Forums to discuss outcome of surveys and to prioritize and gather input for future LCAPs. Explore ways to support School Site Council membership.</p>	<p>All Grades: All</p>	<p>X All ----- _ Foster Youth _ American Indian or Alaska Native _ Hispanic or Latino _ Two or More Races _ Low Income Pupils _ Redesignated fluent English proficient _ Asian _ Native Hawaiian or Pacific Islander _ English Learners _ Black or African American _ Filipino _ White _ Students with Disabilities _ Homeless _ Other</p>	<p>\$ 750</p>
<p>Fund counseling services for students K-12 delivered through Sierra County Mental Health.</p>	<p>All Grades: All</p>	<p>X All ----- _ Foster Youth _ American Indian or Alaska Native _ Hispanic or Latino _ Two or More Races _ Low Income Pupils _ Redesignated fluent English proficient _ Asian _ Native Hawaiian or Pacific Islander _ English Learners _ Black or African American _ Filipino _ White _ Students with Disabilities _ Homeless _ Other</p>	<p>Funded through Sierra County Office of Education</p>

GOAL:	All schools and facilities are accessible, safe, and healthy places for students, staff, and community; and all classrooms are designed and furnished for optimal learning.		Related State and/or Local Priorities: _1 _2 _3 X4 X5 X6 _7 _8 Local: N/A
Identified Need:	<p>Students and parents report that students feel emotionally and physical safe at school.</p> <p>Maintenance and custodial staff are maintained at a sufficient level to provide for clean and safe facilities and are organized to optimize facility and grounds upkeep.</p> <p>Classrooms are attractive and provide adequate storage, furnishings, and technology to support student learning.</p>		
Goal Applies to:	Schools:	All	
		Grades: All	
	Applicable Pupil Subgroups:	All	
LCAP Year 1			
Expected Annual Measurable Outcomes:	<p>70% of students feel “very safe” at school based on data from the latest administration of the California Healthy Kids Survey (CHKS).</p> <p>3% or fewer students have been suspended or expelled because of a physically violent act.</p> <p>75% of parents and students who return School Climate Surveys have overall positive responses.</p> <p>100% of schools score Good or Exemplary on the annual Facilities Inspection Tool (FIT).</p> <p>Evidence indicates there is a plan in the district budget for facility contingencies.</p> <p>Evidence indicates there is funding in the district budget for classroom furniture, fixtures</p>		
Actions/Services	Scope of Service	Pupils to be served within identified scope of service	Budgeted Expenditures

Funding for maintenance and custodial staff and all costs necessary to care for school buildings, grounds, and classrooms to provide a safe environment for student, staff, and visitors.	All Grades: All	X All ----- _ Foster Youth _ American Indian or Alaska Native _ Hispanic or Latino _ Two or More Races _ Low Income Pupils _ Redesignated fluent English proficient _ Asian _ Native Hawaiian or Pacific Islander _ English Learners _ Black or African American _ Filipino _ White _ Students with Disabilities _ Homeless _ Other	\$ 740,000
Fund training for students and staff in programs that promote school climate and student safety.	All Grades: All	X All ----- _ Foster Youth _ American Indian or Alaska Native _ Hispanic or Latino _ Two or More Races _ Low Income Pupils _ Redesignated fluent English proficient _ Asian _ Native Hawaiian or Pacific Islander _ English Learners _ Black or African American _ Filipino _ White _ Students with Disabilities _ Homeless _ Other	\$ 5,000
Facility repairs to include roof, HVAC, and Loyalton High School Bathroom.	All Grades: All	X All ----- _ Foster Youth _ American Indian or Alaska Native _ Hispanic or Latino _ Two or More Races _ Low Income Pupils _ Redesignated fluent English proficient _ Asian _ Native Hawaiian or Pacific Islander _ English Learners _ Black or African American _ Filipino _ White _ Students with Disabilities _ Homeless _ Other	\$475,000
Develop a plan to replace classroom furnishings and technology on a regular basis and budget accordingly.	All Grades: All	X All ----- _ Foster Youth _ American Indian or Alaska Native _ Hispanic or Latino _ Two or More Races _ Low Income Pupils _ Redesignated fluent English proficient _ Asian _ Native Hawaiian or Pacific Islander _ English Learners _ Black or African American _ Filipino _ White _ Students with Disabilities _ Homeless _ Other	\$ 20,000
LCAP Year 2			

Expected Annual Measurable Outcomes:	<p>75% of students feel “very safe” at school based on data from the latest administration of the California Healthy Kids Survey (CHKS).</p> <p>2% or fewer students have been suspended or expelled because of a physically violent act.</p> <p>80% of parents and students who return School Climate Surveys have overall positive responses.</p> <p>100% of schools score Good or Exemplary on the annual Facilities Inspection Tool (FIT).</p> <p>Evidence indicates there is a plan in the district budget for facility contingencies.</p> <p>Evidence indicates there is funding in the district budget for classroom furniture, fixtures, and technology.</p>		
Actions/Services	Scope of Service	Pupils to be served within identified scope of service	Budgeted Expenditures
<p>Funding for maintenance and custodial staff and all costs necessary to care for school buildings, grounds, and classrooms to provide a safe environment for student, staff, and visitors.</p>	<p>All Grades: All</p>	<p>X All ----- _ Foster Youth _ American Indian or Alaska Native _ Hispanic or Latino _ Two or More Races _ Low Income Pupils _ Redesignated fluent English proficient _ Asian _ Native Hawaiian or Pacific Islander _ English Learners _ Black or African American _ Filipino _ White _ Students with Disabilities _ Homeless _ Other</p>	<p>\$ 745,000</p>
<p>Fund training for students and staff in programs that promote school climate and student safety.</p>	<p>All Grades: All</p>	<p>X All ----- _ Foster Youth _ American Indian or Alaska Native _ Hispanic or Latino _ Two or More Races _ Low Income Pupils _ Redesignated fluent English proficient _ Asian _ Native Hawaiian or Pacific Islander _ English Learners _ Black or African American _ Filipino _ White _ Students with Disabilities _ Homeless _ Other</p>	<p>\$ 5,000</p>

<p>Develop a three- to five-year facility plan to address major repairs and maintenance projects.</p>	<p>All Grades: All</p>	<p>X All ----- _ Foster Youth _ American Indian or Alaska Native _ Hispanic or Latino _ Two or More Races _ Low Income Pupils _ Redesignated fluent English proficient _ Asian _ Native Hawaiian or Pacific Islander _ English Learners _ Black or African American _ Filipino _ White _ Students with Disabilities _ Homeless _ Other</p>	<p>--</p>
<p>Develop a plan to replace classroom furnishings and technology on a regular basis and budget accordingly.</p>	<p>All Grades: All</p>	<p>X All ----- _ Foster Youth _ American Indian or Alaska Native _ Hispanic or Latino _ Two or More Races _ Low Income Pupils _ Redesignated fluent English proficient _ Asian _ Native Hawaiian or Pacific Islander _ English Learners _ Black or African American _ Filipino _ White _ Students with Disabilities _ Homeless _ Other</p>	<p>\$ 10,000</p>
<p>LCAP Year 3</p>			
<p>Expected Annual Measurable Outcomes:</p>	<p>80% of students feel “very safe” at school based on data from the latest administration of the California Healthy Kids Survey (CHKS).</p> <p>1% or fewer students have been suspended or expelled because of a physically violent act.</p> <p>85% of parents and students who return School Climate Surveys have overall positive responses.</p> <p>100% of schools score Good or Exemplary on the annual Facilities Inspection Tool (FIT).</p> <p>Evidence indicates there is a plan in the district budget for facility contingencies.</p> <p>Evidence indicates there is funding in the district budget for classroom furniture, fixtures, and technology.</p>		
<p>Actions/Services</p>	<p>Scope of Service</p>	<p>Pupils to be served within identified scope of service</p>	<p>Budgeted Expenditures</p>

Funding for maintenance and custodial staff and all costs necessary to care for school buildings, grounds, and classrooms to provide a safe environment for student, staff, and visitors.	All Grades: All	X All ----- _ Foster Youth _ American Indian or Alaska Native _ Hispanic or Latino _ Two or More Races _ Low Income Pupils _ Redesignated fluent English proficient _ Asian _ Native Hawaiian or Pacific Islander _ English Learners _ Black or African American _ Filipino _ White _ Students with Disabilities _ Homeless _ Other	\$750,000
Fund training for students and staff in programs that promote school climate and student safety.	All Grades: All	X All ----- _ Foster Youth _ American Indian or Alaska Native _ Hispanic or Latino _ Two or More Races _ Low Income Pupils _ Redesignated fluent English proficient _ Asian _ Native Hawaiian or Pacific Islander _ English Learners _ Black or African American _ Filipino _ White _ Students with Disabilities _ Homeless _ Other	\$ 5,000
Develop a three- to five-year facility plan to address major repairs and maintenance projects.	All Grades: All	X All ----- _ Foster Youth _ American Indian or Alaska Native _ Hispanic or Latino _ Two or More Races _ Low Income Pupils _ Redesignated fluent English proficient _ Asian _ Native Hawaiian or Pacific Islander _ English Learners _ Black or African American _ Filipino _ White _ Students with Disabilities _ Homeless _ Other	--
Develop a plan to replace classroom furnishings and technology on a regular basis and budget accordingly.	All Grades: All	X All ----- _ Foster Youth _ American Indian or Alaska Native _ Hispanic or Latino _ Two or More Races _ Low Income Pupils _ Redesignated fluent English proficient _ Asian _ Native Hawaiian or Pacific Islander _ English Learners _ Black or African American _ Filipino _ White _ Students with Disabilities _ Homeless _ Other	\$ 10,000

Annual Update

Annual Update Instructions: For each goal in the prior year LCAP, review the progress toward the expected annual outcome(s) based on, at a minimum, the required metrics pursuant to Education Code sections 52060 and 52066. The review must include an assessment of the effectiveness of the specific actions. Describe any changes to the actions or goals the LEA will take as a result of the review and assessment. In addition, review the applicability of each goal in the LCAP.

Guiding Questions:

- 1) How have the actions/services addressed the needs of all pupils and did the provisions of those services result in the desired outcomes?
- 2) How have the actions/services addressed the needs of all subgroups of pupils identified pursuant to Education Code section 52052, including, but not limited to, English learners, low-income pupils, and foster youth; and did the provision of those actions/services result in the desired outcomes?
- 3) How have the actions/services addressed the identified needs and goals of specific schoolsites and were these actions/services effective in achieving the desired outcomes?
- 4) What information (e.g., quantitative and qualitative data/metrics) was examined to review progress toward goals in the annual update?
- 5) What progress has been achieved toward the goal and expected measurable outcome(s)? How effective were the actions and services in making progress toward the goal? What changes to goals, actions, services, and expenditures are being made in the LCAP as a result of the review of progress and assessment of the effectiveness of the actions and services?
- 6) What differences are there between budgeted expenditures and estimated actual annual expenditures? What were the reasons for any differences?

Original Goal from prior year LCAP:	All students receive instruction and services to support their intellectual, social, emotional, and physical development.		Related State and/or Local Priorities: X 1 X 2 _3 _4 _5 _6 X 7 _8 Local:
Goal Applies to:	Schools:	All	
	Grades:	All	
	Applicable Pupil Subgroups:	All	

Expected Annual Measurable Outcomes:		Actual Annual Measurable Outcomes:	
	<p>90% of teachers are fully credentialed for any core subject they are teaching and have certification to teach English Learners.</p> <p>40% of courses have adopted instructional materials, textbooks, and course outlines to meet the California Common Core State Standards.</p> <p>100% of K-8 students are placed in broad courses of study.</p> <p>90% of 9-12 students are making adequate progress towards graduation.</p> <p>65% of students in grades 9-12 participate in at least one extra- or co-curricular activity during the academic year.</p> <p>25% of graduates complete a Career Technical Pathway prior to graduation.</p>		<p>Over 90% of teachers are fully credentialed for any core subject they are teaching and have certification to teach English Learners.</p> <p>50% of courses have adopted instructional materials, textbooks, and course outlines to meet the California Common Core State Standards.</p> <p>100% of K-8 students are placed in broad courses of study.</p> <p>100% of 9-12 students are making adequate progress towards graduation.</p> <p>65% of students in grades 9-12 participate in at least one extra- or co-curricular activity during the academic year.</p> <p>23% of graduates complete a Career Technical Pathway prior to graduation.</p>

LCAP Year: 2015-16				
Planned Actions/Services		Actual Actions/Services		
		Budgeted Expenditures		
			Estimated Actual Annual Expenditures	
<p>Development of a five-year textbook adoption plan proposed by Sierra-Plumas Teachers' Association and approved by the School Board.</p> <p>Textbook adoption has been completed for ELA and Math for grades K-12.</p>		--	<p>SPTA has not met to propose an adoption plan. Instead 2 teachers accepted the stipend position for leading textbook adoption. Upon the recommendation from the textbook committee the principal ordered samples of ELA and Math curriculum to be reviewed and decided which program they would like to adopt. After many meetings and discussion, ELA and math curriculum has been chosen and is currently awaiting approval and adoption. Hopefully, with the new Curriculum Coordinator position in place next year, an adoption plan will be developed.</p>	
Scope of service:	All Grades: All		Scope of service:	All Grades: All
<p>X All</p> <p>-----</p> <p><input type="checkbox"/> Foster Youth <input type="checkbox"/> American Indian or Alaska Native <input type="checkbox"/> Hispanic or Latino <input type="checkbox"/> Two or More Races <input type="checkbox"/> Low Income Pupils <input type="checkbox"/> Redesignated fluent English proficient <input type="checkbox"/> Asian <input type="checkbox"/> Native Hawaiian or Pacific Islander <input type="checkbox"/> English Learners <input type="checkbox"/> Black or African American <input type="checkbox"/> Filipino <input type="checkbox"/> White <input type="checkbox"/> Students with Disabilities <input type="checkbox"/> Homeless <input type="checkbox"/> Other</p>			<p>X All</p> <p>-----</p> <p><input type="checkbox"/> Foster Youth <input type="checkbox"/> American Indian or Alaska Native <input type="checkbox"/> Hispanic or Latino <input type="checkbox"/> Two or More Races <input type="checkbox"/> Low Income Pupils <input type="checkbox"/> Redesignated fluent English proficient <input type="checkbox"/> Asian <input type="checkbox"/> Native Hawaiian or Pacific Islander <input type="checkbox"/> English Learners <input type="checkbox"/> Black or African American <input type="checkbox"/> Filipino <input type="checkbox"/> White <input type="checkbox"/> Students with Disabilities <input type="checkbox"/> Homeless <input type="checkbox"/> Other</p>	

Purchase of textbooks and instructional materials and development of updated course outlines to align with CCCSS in accordance with the five-year adoption plan. Textbooks have been purchased for ELA and Math in grades K-12 for school year 2016-17.		\$ 70,000	New Common Core Math and English Language Arts curriculum is being purchased for all grades at all schools to be used in the 2016-2017 school year. Teachers will be offered profesional development to train them on the new curriculum during the summer months. Those participating will be compensated a daily rate of \$200.00 for up to 3 days of training.		Math 6-12 - \$44,700 ELA K-12 and Math K-6 - \$96,000
Scope of service:	All Grades: All		Scope of service:	All Grades: All	
X All ----- _ Foster Youth _ American Indian or Alaska Native _ Hispanic or Latino _ Two or More Races _ Low Income Pupils _ Redesignated fluent English proficient _ Asian _ Native Hawaiian or Pacific Islander _ English Learners _ Black or African American _ Filipino _ White _ Students with Disabilities _ Homeless _ Other			X All ----- _ Foster Youth _ American Indian or Alaska Native _ Hispanic or Latino _ Two or More Races _ Low Income Pupils _ Redesignated fluent English proficient _ Asian _ Native Hawaiian or Pacific Islander _ English Learners _ Black or African American _ Filipino _ White _ Students with Disabilities _ Homeless _ Other		
Fund a Title I Teacher to provide services to all students at Loyalton Elementary School who need support in core academic areas. Title 1 Teacher is continuing employment with Loyalton Elementary School.		\$ 81,000	Fund a Title I Teacher to provide services to all students at Loyalton Elementary School who need support in core academic areas.		\$ 85,617
Scope of service:	LES Grades: K, 1st, 2nd, 3rd, 4th, 5th, 6th		Scope of service:	Loyalton Elementary School Grades: K, 1st, 2nd, 3rd, 4th, 5th, 6th	

<p><input type="checkbox"/> All</p> <p>-----</p> <p>X Foster Youth <input type="checkbox"/> American Indian or Alaska Native <input type="checkbox"/> Hispanic or Latino <input type="checkbox"/> Two or More Races X Low Income Pupils X Redesignated fluent English proficient <input type="checkbox"/> Asian <input type="checkbox"/> Native Hawaiian or Pacific Islander X English Learners <input type="checkbox"/> Black or African American <input type="checkbox"/> Filipino <input type="checkbox"/> White <input type="checkbox"/> Students with Disabilities <input type="checkbox"/> Homeless X Other (All, as time/space permits)</p>			<p><input type="checkbox"/> All</p> <p>-----</p> <p>X Foster Youth <input type="checkbox"/> American Indian or Alaska Native <input type="checkbox"/> Hispanic or Latino <input type="checkbox"/> Two or More Races X Low Income Pupils X Redesignated fluent English proficient <input type="checkbox"/> Asian <input type="checkbox"/> Native Hawaiian or Pacific Islander X English Learners <input type="checkbox"/> Black or African American <input type="checkbox"/> Filipino <input type="checkbox"/> White <input type="checkbox"/> Students with Disabilities <input type="checkbox"/> Homeless <input type="checkbox"/> Other</p>		
<p>Fund a Title I instructional aides at each school site in the district to provide support for students in core academic subjects.</p> <p>Each school site in the district has Title I aides funded.</p>		\$ 55,000	<p>Fund Title I instructional aides at each school site in the district to provide support for students in core academic subjects.</p>		\$ 62,000
<p>Scope of service:</p>	<p>All</p> <p>Grades: All</p>		<p>Scope of service:</p>	<p>Funded Title I instructional aides at each school site in the district to provide support for students in core academic subjects.</p> <p>Grades: All</p>	
<p><input type="checkbox"/> All</p> <p>-----</p> <p>X Foster Youth <input type="checkbox"/> American Indian or Alaska Native <input type="checkbox"/> Hispanic or Latino <input type="checkbox"/> Two or More Races X Low Income Pupils X Redesignated fluent English proficient <input type="checkbox"/> Asian <input type="checkbox"/> Native Hawaiian or Pacific Islander X English Learners <input type="checkbox"/> Black or African American <input type="checkbox"/> Filipino <input type="checkbox"/> White <input type="checkbox"/> Students with Disabilities <input type="checkbox"/> Homeless X Other (All, as time/space permit)</p>			<p><input type="checkbox"/> All</p> <p>-----</p> <p>X Foster Youth <input type="checkbox"/> American Indian or Alaska Native <input type="checkbox"/> Hispanic or Latino <input type="checkbox"/> Two or More Races X Low Income Pupils X Redesignated fluent English proficient <input type="checkbox"/> Asian <input type="checkbox"/> Native Hawaiian or Pacific Islander X English Learners <input type="checkbox"/> Black or African American <input type="checkbox"/> Filipino <input type="checkbox"/> White <input type="checkbox"/> Students with Disabilities <input type="checkbox"/> Homeless <input type="checkbox"/> Other</p>		

<p>Fund English Language Learner instructional aides to provide support in core academic subjects and language acquisition.</p> <p>The district funds an English Language Learner instructional aide to provide support in core academic subjects and language acquisition at all schools as needed.</p>		\$ 40,000	<p>Fund English Language Learner instructional aides to provide support in core academic subjects and language acquisition.</p>		\$ 40,000
Scope of service:	<p>All</p> <p>Grades: All</p>		Scope of service:	<p>All</p> <p>Grades: All</p>	
<p><input type="checkbox"/> All</p> <p>-----</p> <p><input type="checkbox"/> Foster Youth <input type="checkbox"/> American Indian or Alaska Native <input type="checkbox"/> Hispanic or Latino <input type="checkbox"/> Two or More Races <input type="checkbox"/> Low Income Pupils <input checked="" type="checkbox"/> Redesignated fluent English proficient <input type="checkbox"/> Asian <input type="checkbox"/> Native Hawaiian or Pacific Islander <input checked="" type="checkbox"/> English Learners <input type="checkbox"/> Black or African American <input type="checkbox"/> Filipino <input type="checkbox"/> White <input type="checkbox"/> Students with Disabilities <input type="checkbox"/> Homeless</p> <p><input type="checkbox"/> Other</p>			<p><input type="checkbox"/> All</p> <p>-----</p> <p><input type="checkbox"/> Foster Youth <input type="checkbox"/> American Indian or Alaska Native <input type="checkbox"/> Hispanic or Latino <input type="checkbox"/> Two or More Races <input type="checkbox"/> Low Income Pupils <input checked="" type="checkbox"/> Redesignated fluent English proficient <input type="checkbox"/> Asian <input type="checkbox"/> Native Hawaiian or Pacific Islander <input checked="" type="checkbox"/> English Learners <input type="checkbox"/> Black or African American <input type="checkbox"/> Filipino <input type="checkbox"/> White <input type="checkbox"/> Students with Disabilities <input type="checkbox"/> Homeless</p> <p><input type="checkbox"/> Other</p>		
<p>Provide Career Technical Education courses for students in grades 7-12 and fund extended summer contract for Agriculture teacher.</p> <p>The district funds Career Technical Education courses and funds extended summer contract for the Agriculture teacher.</p>		\$ 75,000	<p>The district continues to provide Career Technical Education courses for students in grades 7-12 and will continue to fund extended summer contract for Agriculture teacher. District purchased a FAA trailer.</p>		\$ 53,978 40,298 - trailer
Scope of service:	<p>LHS</p> <p>DJSHS</p> <p>Grades: 7th, 8th, 9th, 10th, 11th, 12th</p>		Scope of service:	<p>Downieville Junior/Senior High School</p> <p>Loyalton High School</p> <p>Grades: 7th, 8th, 9th, 10th, 11th, 12th</p>	

X All ----- _ Foster Youth _ American Indian or Alaska Native _ Hispanic or Latino _ Two or More Races _ Low Income Pupils _ Redesignated fluent English proficient _ Asian _ Native Hawaiian or Pacific Islander _ English Learners _ Black or African American _ Filipino _ White _ Students with Disabilities _ Homeless _ Other			X All ----- _ Foster Youth _ American Indian or Alaska Native _ Hispanic or Latino _ Two or More Races _ Low Income Pupils _ Redesignated fluent English proficient _ Asian _ Native Hawaiian or Pacific Islander _ English Learners _ Black or African American _ Filipino _ White _ Students with Disabilities _ Homeless _ Other		
Support co- and extra-curricular activities, such as athletics and field trips. The district will be funding transportation for after-school activities.		\$73,000	Supported co- and extra-curricular activities, such as athletics and field trips.		\$ 73,000
Scope of service:	All Grades: All		Scope of service:	All Grades: All	
X All ----- _ Foster Youth _ American Indian or Alaska Native _ Hispanic or Latino _ Two or More Races _ Low Income Pupils _ Redesignated fluent English proficient _ Asian _ Native Hawaiian or Pacific Islander _ English Learners _ Black or African American _ Filipino _ White _ Students with Disabilities _ Homeless _ Other			X All ----- _ Foster Youth _ American Indian or Alaska Native _ Hispanic or Latino _ Two or More Races _ Low Income Pupils _ Redesignated fluent English proficient _ Asian _ Native Hawaiian or Pacific Islander _ English Learners _ Black or African American _ Filipino _ White _ Students with Disabilities _ Homeless _ Other		
Fund an Art Specialist to work in grades K-6. The district funds an Art Specialist for LES - grades K-6.		15,000	The district continues to fund an Art Specialist to work in grades K-6.		\$ 15,000
Scope of service:	LES Grades: K, 1st, 2nd, 3rd, 4th, 5th, 6th		Scope of service:	Loyalton Elementary School Grades: K, 1st, 2nd, 3rd, 4th, 5th, 6th	

X All ----- _ Foster Youth _ American Indian or Alaska Native _ Hispanic or Latino _ Two or More Races _ Low Income Pupils _ Redesignated fluent English proficient _ Asian _ Native Hawaiian or Pacific Islander _ English Learners _ Black or African American _ Filipino _ White _ Students with Disabilities _ Homeless _ Other			X All ----- _ Foster Youth _ American Indian or Alaska Native _ Hispanic or Latino _ Two or More Races _ Low Income Pupils _ Redesignated fluent English proficient _ Asian _ Native Hawaiian or Pacific Islander _ English Learners _ Black or African American _ Filipino _ White _ Students with Disabilities _ Homeless _ Other		
Consider hiring a credentialed PE teacher to serve all students. The district has not yet hired a credentialed PE teacher.		--	This was considered, but not put into action during this school year. We will continue to discuss this possibility for future years.		--
Scope of service:	All Grades: All		Scope of service:	All Grades: All	
X All ----- _ Foster Youth _ American Indian or Alaska Native _ Hispanic or Latino _ Two or More Races _ Low Income Pupils _ Redesignated fluent English proficient _ Asian _ Native Hawaiian or Pacific Islander _ English Learners _ Black or African American _ Filipino _ White _ Students with Disabilities _ Homeless _ Other			X All ----- _ Foster Youth _ American Indian or Alaska Native _ Hispanic or Latino _ Two or More Races _ Low Income Pupils _ Redesignated fluent English proficient _ Asian _ Native Hawaiian or Pacific Islander _ English Learners _ Black or African American _ Filipino _ White _ Students with Disabilities _ Homeless _ Other		
Fund instructors, course materials, and supplies for continuation high school. The district continuation high school is fully funded by the district.		\$ 80,000	Funded instructors, course materials, and supplies for Continuation High School. This position was reduced to 3 days a week.		\$ 48,000
Scope of service:	Sierra Pass Grades: 10th, 11th, 12th		Scope of service:	Sierra Pass Continuation High School Grades: 10th, 11th, 12th	

<input type="checkbox"/> All <hr/> <input type="checkbox"/> Foster Youth <input type="checkbox"/> American Indian or Alaska Native <input type="checkbox"/> Hispanic or Latino <input type="checkbox"/> Two or More Races <input type="checkbox"/> Low Income Pupils <input type="checkbox"/> Redesignated fluent English proficient <input type="checkbox"/> Asian <input type="checkbox"/> Native Hawaiian or Pacific Islander <input type="checkbox"/> English Learners <input type="checkbox"/> Black or African American <input type="checkbox"/> Filipino <input type="checkbox"/> White <input type="checkbox"/> Students with Disabilities <input type="checkbox"/> Homeless <input checked="" type="checkbox"/> Other (10-12 students in alternative education)			<input type="checkbox"/> All <hr/> <input type="checkbox"/> Foster Youth <input type="checkbox"/> American Indian or Alaska Native <input type="checkbox"/> Hispanic or Latino <input type="checkbox"/> Two or More Races <input type="checkbox"/> Low Income Pupils <input type="checkbox"/> Redesignated fluent English proficient <input type="checkbox"/> Asian <input type="checkbox"/> Native Hawaiian or Pacific Islander <input type="checkbox"/> English Learners <input type="checkbox"/> Black or African American <input type="checkbox"/> Filipino <input type="checkbox"/> White <input type="checkbox"/> Students with Disabilities <input type="checkbox"/> Homeless <input checked="" type="checkbox"/> Other (10-12 students in alternative education)	
Fund instructors, course materials, online resources, and supplies for Independent Study Program (ISP). The Independent Study Program is fully funded by the district.		\$ 70,000	Funded instructors, course materials, online resources, and supplies for Independent Study Program (ISP). This position was reduced to 3 days a week.	\$ 43,000
Scope of service:	All Grades: All		Scope of service: All Grades: All	
<input type="checkbox"/> All <hr/> <input type="checkbox"/> Foster Youth <input type="checkbox"/> American Indian or Alaska Native <input type="checkbox"/> Hispanic or Latino <input type="checkbox"/> Two or More Races <input type="checkbox"/> Low Income Pupils <input type="checkbox"/> Redesignated fluent English proficient <input type="checkbox"/> Asian <input type="checkbox"/> Native Hawaiian or Pacific Islander <input type="checkbox"/> English Learners <input type="checkbox"/> Black or African American <input type="checkbox"/> Filipino <input type="checkbox"/> White <input type="checkbox"/> Students with Disabilities <input type="checkbox"/> Homeless <input checked="" type="checkbox"/> Other (Students desiring ISP)			<input type="checkbox"/> All <hr/> <input type="checkbox"/> Foster Youth <input type="checkbox"/> American Indian or Alaska Native <input type="checkbox"/> Hispanic or Latino <input type="checkbox"/> Two or More Races <input type="checkbox"/> Low Income Pupils <input type="checkbox"/> Redesignated fluent English proficient <input type="checkbox"/> Asian <input type="checkbox"/> Native Hawaiian or Pacific Islander <input type="checkbox"/> English Learners <input type="checkbox"/> Black or African American <input type="checkbox"/> Filipino <input type="checkbox"/> White <input type="checkbox"/> Students with Disabilities <input type="checkbox"/> Homeless <input checked="" type="checkbox"/> Other (Students desiring ISP)	
What changes in actions, servivces, and expenditures	We are going to continue to look for direction from SPTA regarding an adoption plan. We had 2 teachers that accepted the stipend for leading textbook adoptions in the areas of ELA and math for the current school year. Programs have been chosen and will be ordered for the next school year. There is a plan to fill the Curriculum Coordinator position for the 2016-2017 school year. This person will work directly with the superintendent and the site principals to guide the process of adopting new common core curriculum for the remaining subjects that need to be updated. We will continue our full time Title I teacher to provide services to LES students in 2016-2017. We continue to seek ways to expand our Career Technical Education pathways and course offerings. The district continues to commit to providing athletic travel district wide to meet the increasing costs of athletic programs. Funding has also increased to provide for curricular field trips.			

Original Goal from prior year LCAP:	All students engage in a rigorous curriculum and acquire the knowledge, critical thinking skills, and characteristics needed for success in college, career, and life.		Related State and/or Local Priorities: _1 _2 _3 X 4 X 5 _6 _7 X 8 Local:
Goal Applies to:	Schools:	All	
		Grades: All	
	Applicable Pupil Subgroups:	All	
Expected Annual Measurable Outcomes:	<p>There is a published school calendar that includes minimum days designated for professional collaboration.</p> <p>90% of school staff submit a professional development plan to their site administrator on or before September 30.</p> <p>100% of eligible students participate in the California Assessment of Student Performance and Progress (CAASPP) testing.</p> <p>90% of students in intensive intervention programs achieve grade level within two years of entering the intervention program.</p> <p>40% of graduates meet the a-g UC/CSU entrance requirements.</p> <p>30% of students who take the Advanced Placement exams score a 3 or higher.</p> <p>50% of sophomores score proficient or advanced on the CAHSEE.</p> <p>30% of juniors are recognized as "college ready" or "conditionally college ready" on the EAP exams in ELA or mathematics.</p> <p>90% of 9-12 class cohort graduate from high school.</p> <p>85% of students are in attendance daily, averaged</p>		<p>Actual Annual Measurable Outcomes:</p> <p>Every year a school calendar that includes minimum days designated for professional collaboration is discussed, agreed upon, approved by the school board, and published.</p> <p>30% of school staff submit a professional development plan to their site administrator on or before September 30.</p> <p>91.2% of eligible students participated in the California Assessment of Student Performance and Progress (CAASPP) testing.</p> <p>90% of students in intensive intervention programs achieve grade level within two years of entering the intervention program.</p> <p>73% of graduates meet the a-g UC/CSU entrance requirements.</p> <p>47% of students who take the Advanced Placement exams score a 3 or higher.</p> <p>The CAHSEE was suspended in fall of 2015 and therefore there are no scores to report.</p> <p>63% of juniors are recognized as "college ready" or "conditionally college ready" on the EAP exams in ELA and 26% of juniors are recognized as "college ready" or "conditionally college ready" on the EAP exams in mathematics.</p>

	<p>over the year.</p> <p>Fewer than 7.5% of students are suspended in the year.</p> <p>Fewer than 1% of students are expelled in the year.</p> <p>60% of students who participate in California's Physical Fitness Test score within the <i>Healthy Fitness Zone</i> in at least five of the six areas.</p> <p>95% of K-8 students demonstrate mastery of the academic skills needed for promotion to the next grade level at the end of the year.</p> <p>90% of English Learners are reclassified Fluent English Proficient within eight years of initial enrollment.</p> <p>95% of graduates who are Agriculture Completers receive their State FFA Degree.</p> <p>30% of graduates have completed a Career Technical pathway.</p> <p>70% of grade 9-12 students participate in at least one extra- or co-curricular activity.</p>		<p>90% of 9-12 class cohort graduate from high school.</p> <p>95% of students are in attendance daily, averaged over the year.</p> <p>.04% of students are suspended in the year.</p> <p>0% of students are expelled in the year.</p> <p>100% of grade 5 students who participated in California's Physical Fitness Test scored over 60% in the <i>Healthy Fitness Zone</i> in all six areas. 100% of grade 7 students who participated scored over 60% in all six areas. Grade 9 students scored over 60% in 4 of the 6 areas.</p> <p>98% of K-8 students demonstrate mastery of the academic skills needed for promotion to the next grade level at the end of the year.</p> <p>90% of English Learners are reclassified Fluent English Proficient within eight years of initial enrollment.</p> <p>100% of graduates who are Agriculture Completers receive their State FFA Degree.</p> <p>23% of graduates have completed a Career Technical pathway.</p> <p>65% of grade 9-12 students participate in at least one extra- or co-curricular activity.</p>
--	--	--	---

LCAP Year: 2015-16

Planned Actions/Services		Actual Actions/Services	
	Budgeted Expenditures		Estimated Actual Annual Expenditures

Fund professional development activities for local programs, NCLB compliance requirements, and travel and conference to remote professional development locations.		\$ 20,000	Funded professional development activities for local programs, new curriculum, NCLB compliance requirements, and travel and conference to remote professional development locations. More training will be happening this summer for the new curriculum that will be used in the fall.		\$ 15,000
Scope of service:	All Grades: All		Scope of service:	All Grades: All	
X All ----- _ Foster Youth _ American Indian or Alaska Native _ Hispanic or Latino _ Two or More Races _ Low Income Pupils _ Redesignated fluent English proficient _ Asian _ Native Hawaiian or Pacific Islander _ English Learners _ Black or African American _ Filipino _ White _ Students with Disabilities _ Homeless _ Other			X All ----- _ Foster Youth _ American Indian or Alaska Native _ Hispanic or Latino _ Two or More Races _ Low Income Pupils _ Redesignated fluent English proficient _ Asian _ Native Hawaiian or Pacific Islander _ English Learners _ Black or African American _ Filipino _ White _ Students with Disabilities _ Homeless _ Other		
Fund assessment program including ELA and math interim assessments and physical fitness testing.		\$ 10,000	Continued to fund the purchase of on-line tests for ELA and mathematics (Accelerated Reader, Math, and Language Arts). Physical Fitness testing has minimal cost.		\$ 10,800
Scope of service:	All Grades: All		Scope of service:	All Grades: All	
X All ----- _ Foster Youth _ American Indian or Alaska Native _ Hispanic or Latino _ Two or More Races _ Low Income Pupils _ Redesignated fluent English proficient _ Asian _ Native Hawaiian or Pacific Islander _ English Learners _ Black or African American _ Filipino _ White _ Students with Disabilities _ Homeless _ Other			X All ----- _ Foster Youth _ American Indian or Alaska Native _ Hispanic or Latino _ Two or More Races _ Low Income Pupils _ Redesignated fluent English proficient _ Asian _ Native Hawaiian or Pacific Islander _ English Learners _ Black or African American _ Filipino _ White _ Students with Disabilities _ Homeless _ Other		

Provide sections for remedial and enrichment courses in the high schools (7-12) class schedules.		\$ 175,000	The following remedial and enrichment courses are being offered at our high schools:		\$100,000
Scope of service:	Downieville Junior/Senior High School Grades: 7th, 8th, 9th, 10th, 11th, 12th		Scope of service:	Downieville Junior/Senior High School Loyalton High School Grades: 7th, 8th, 9th, 10th, 11th, 12th	
X All ----- _ Foster Youth _ American Indian or Alaska Native _ Hispanic or Latino _ Two or More Races _ Low Income Pupils _ Redesignated fluent English proficient _ Asian _ Native Hawaiian or Pacific Islander _ English Learners _ Black or African American _ Filipino _ White _ Students with Disabilities _ Homeless _ Other			X All ----- _ Foster Youth _ American Indian or Alaska Native _ Hispanic or Latino _ Two or More Races _ Low Income Pupils _ Redesignated fluent English proficient _ Asian _ Native Hawaiian or Pacific Islander _ English Learners _ Black or African American _ Filipino _ White _ Students with Disabilities _ Homeless _ Other		
Fund an Academic Advisor for 9-12 students to assist them in meeting academic needs according to their future plans.		\$ 14,000	We funded an academic advisor for 9-12 students to assist them in meeting academic needs according to their future plans. This position is 1 section at Loyalton High School and 1 section at Downieville Jr/Sr High School.		\$ 28,000
Scope of service:	Loyalton High School Grades: 9th, 10th, 11th, 12th		Scope of service:	Loyalton High School Grades: 9th, 10th, 11th, 12th	

<p>X All</p> <p>-----</p> <p><input type="checkbox"/> Foster Youth <input type="checkbox"/> American Indian or Alaska Native <input type="checkbox"/> Hispanic or Latino <input type="checkbox"/> Two or More Races <input type="checkbox"/> Low Income Pupils <input type="checkbox"/> Redesignated fluent English proficient <input type="checkbox"/> Asian <input type="checkbox"/> Native Hawaiian or Pacific Islander <input type="checkbox"/> English Learners <input type="checkbox"/> Black or African American <input type="checkbox"/> Filipino <input type="checkbox"/> White <input type="checkbox"/> Students with Disabilities <input type="checkbox"/> Homeless <input type="checkbox"/> Other</p>			<p>X All</p> <p>-----</p> <p><input type="checkbox"/> Foster Youth <input type="checkbox"/> American Indian or Alaska Native <input type="checkbox"/> Hispanic or Latino <input type="checkbox"/> Two or More Races <input type="checkbox"/> Low Income Pupils <input type="checkbox"/> Redesignated fluent English proficient <input type="checkbox"/> Asian <input type="checkbox"/> Native Hawaiian or Pacific Islander <input type="checkbox"/> English Learners <input type="checkbox"/> Black or African American <input type="checkbox"/> Filipino <input type="checkbox"/> White <input type="checkbox"/> Students with Disabilities <input type="checkbox"/> Homeless <input type="checkbox"/> Other</p>		
<p>Fund intensive intervention instruction for students in grades K-12 ELA and mathematics.</p>		<p>\$ 96,000</p>	<p>The district has created an afterschool tutoring program for students. This program is being held from 2 days to 4 days a week at each site. It is run by credentialed teachers. The district is also providing a limited bus route for those students that live beyond walking distance. This program is being funded by Sierra County Office of Education.</p>		<p>--</p>
<p>Scope of service:</p>	<p>All</p> <p>Grades: All</p>		<p>Scope of service:</p>	<p>All</p> <p>Grades: All</p>	
<p>X All</p> <p>-----</p> <p><input type="checkbox"/> Foster Youth <input type="checkbox"/> American Indian or Alaska Native <input type="checkbox"/> Hispanic or Latino <input type="checkbox"/> Two or More Races <input type="checkbox"/> Low Income Pupils <input type="checkbox"/> Redesignated fluent English proficient <input type="checkbox"/> Asian <input type="checkbox"/> Native Hawaiian or Pacific Islander <input type="checkbox"/> English Learners <input type="checkbox"/> Black or African American <input type="checkbox"/> Filipino <input type="checkbox"/> White <input type="checkbox"/> Students with Disabilities <input type="checkbox"/> Homeless <input type="checkbox"/> Other</p>			<p>X All</p> <p>-----</p> <p><input type="checkbox"/> Foster Youth <input type="checkbox"/> American Indian or Alaska Native <input type="checkbox"/> Hispanic or Latino <input type="checkbox"/> Two or More Races <input type="checkbox"/> Low Income Pupils <input type="checkbox"/> Redesignated fluent English proficient <input type="checkbox"/> Asian <input type="checkbox"/> Native Hawaiian or Pacific Islander <input type="checkbox"/> English Learners <input type="checkbox"/> Black or African American <input type="checkbox"/> Filipino <input type="checkbox"/> White <input type="checkbox"/> Students with Disabilities <input type="checkbox"/> Homeless <input type="checkbox"/> Other</p>		

<p>What changes in actions, services, and expenditures</p>	<p>Teachers will be getting additional professional development on the new curriculum that has been adopted. This professional development will continue as courses continue to be revised to meet the more rigorous college entrance and career preparation standards. We are hopeful that the CAASPP interim assessments will provide more detailed feedback for those grade levels that are not testing so that other benchmarks will no longer be necessary. We are no longer relying on AYP to provide a measure since AYP has been suspended at this time.</p> <p>We are continuing to evaluate our English Learners test scores on the CELDT and the CAASPP and we continue to review their progress in the core subjects to determine which students are ready to be reclassified. Our EL staff works directly with the principals and teachers to help determine which students should be reclassified. The EL staff works directly with the EL students daily.</p>
---	--

<p>Original Goal from prior year LCAP:</p>	<p>All stakeholders are engaged in promoting a district culture where student success is realized, communicated, and celebrated.</p>	<p>Related State and/or Local Priorities: _1 _2 X 3 X 4 _5 X 6 _7 _8 Local:</p>
---	--	--

Goal Applies to:	Schools:	All	
	Grades:	All	
	Applicable Pupil Subgroups:	All	
Expected Annual Measurable Outcomes:	<p>75% of subgroups are represented on the School Site Councils.</p> <p>Monthly SPJUSD Board of Trustees meetings are clearly indicated on the SPJUSD calendar and posted on the Sierra County Office of Education website.</p> <p>50% of parents return the annual School Climate Survey.</p> <p>80% of students return the annual School Climate Survey.</p> <p>50 stakeholders participate in the Community Forums.</p>	Actual Annual Measurable Outcomes:	<p>0% of subgroups are represented on the School Site Councils. Ten people are on the site council. Our subgroups are a very small percentage of our total population, therefore, it is difficult to recruit members from our subgroups. We will work on making this happen for next year.</p> <p>Monthly SPJUSD Board of Trustees meetings are posted on the Sierra County Office of Education website.</p> <p>Parent survey was not conducted this year.</p> <p>87% of students returned the annual School Climate Survey.</p> <p>About 75 stakeholders participated in the three Community Forums.</p>
LCAP Year: 2015-16			
Planned Actions/Services		Actual Actions/Services	
	Budgeted Expenditures		Estimated Actual Annual Expenditures
Fund administration of student/parent school climate and other parent engagement surveys through the school sites. Publicize results. Schedule Community Forums to discuss outcome of surveys and to prioritize and gather input for future LCAPs. Explore ways to support School Site Council membership.	\$ 750	<p>Scheduled and hosted Community Forums at each comprehensive school site in the district. Provided a simple dinner to promote participation. Invited stakeholders through an all-call to all student homes and publicized the events throughout the district.</p> <p>Administered student school climate survey and discussed results to determine areas of needed improvement.</p>	\$ 750

Scope of service:	All Grades: All		Scope of service:	All Grades: All	
X All ----- _ Foster Youth _ American Indian or Alaska Native _ Hispanic or Latino _ Two or More Races _ Low Income Pupils _ Redesignated fluent English proficient _ Asian _ Native Hawaiian or Pacific Islander _ English Learners _ Black or African American _ Filipino _ White _ Students with Disabilities _ Homeless _ Other			X All ----- _ Foster Youth _ American Indian or Alaska Native _ Hispanic or Latino _ Two or More Races _ Low Income Pupils _ Redesignated fluent English proficient _ Asian _ Native Hawaiian or Pacific Islander _ English Learners _ Black or African American _ Filipino _ White _ Students with Disabilities _ Homeless _ Other		
What changes in actions, services, and expenditures	We hope to administer and fund the parent survey this next school year to all parents in our district. We will continue to hold community forums at least once per year at each school site to discuss the state of the schools and our LCAP. School site councils are active and meet regularly at each school site. This will continue.				

Original Goal from prior year LCAP:	All schools and facilities are accessible, safe, and healthy places for students, staff, and community; and all classrooms are designed and furnished for optimal learning.	Related State and/or Local Priorities: _1 _2 _3 X4 X5 X6 _7 _8 Local:
--	---	--

Goal Applies to:	Schools:	All		
		Grades: All		
	Applicable Pupil Subgroups:	All		
Expected Annual Measurable Outcomes:	<p>60% of students feel “very safe” at school based on data from the latest administration of the California Healthy Kids Survey (CHKS).</p> <p>4% or fewer students have been suspended or expelled because of a physically violent act.</p> <p>75% of parents and students who return School Climate Surveys have overall positive responses.</p> <p>100% of schools score Good or Exemplary on the annual Facilities Inspection Tool (FIT).</p> <p>Evidence indicates there is a plan in the district budget for facility contingencies.</p> <p>Evidence indicates there is funding in the district budget for classroom furniture, fixtures, and technology.</p>		Actual Annual Measurable Outcomes:	<p>60% of 8th grade students and 89% of 12th grade students feel “very safe” at school based on data from the latest administration of the California Healthy Kids Survey (CHKS). Because of our low numbers we did not get individual results from the other grade levels.</p> <p>.01% or fewer students have been suspended or expelled because of a physically violent act.</p> <p>75% of students who returned School Climate Surveys have overall positive responses.</p> <p>100% of schools scored Good or Exemplary on the annual Facilities Inspection Tool (FIT).</p> <p>There is a plan in the district budget for facility contingencies.</p> <p>There is funding in the district budget for classroom furniture, fixtures, and technology.</p>
LCAP Year: 2015-16				
Planned Actions/Services			Actual Actions/Services	
	Budgeted Expenditures		Estimated Actual Annual Expenditures	
Funding for maintenance and custodial staff and all costs necessary to care for school buildings, grounds, and classrooms to provide a safe environment for student, staff, and visitors.	\$ 770,000	District continues to fund maintenance and custodial staff and all costs necessary to care for school buildings, grounds, and classrooms to provide a safe environment for students, staff, and visitors.	\$600,000	

Scope of service:	All Grades: All		Scope of service:	All Grades: All	
X All ----- _ Foster Youth _ American Indian or Alaska Native _ Hispanic or Latino _ Two or More Races _ Low Income Pupils _ Redesignated fluent English proficient _ Asian _ Native Hawaiian or Pacific Islander _ English Learners _ Black or African American _ Filipino _ White _ Students with Disabilities _ Homeless _ Other			X All ----- _ Foster Youth _ American Indian or Alaska Native _ Hispanic or Latino _ Two or More Races _ Low Income Pupils _ Redesignated fluent English proficient _ Asian _ Native Hawaiian or Pacific Islander _ English Learners _ Black or African American _ Filipino _ White _ Students with Disabilities _ Homeless _ Other		
Fund training for students and staff in programs that promote school climate and student safety.		\$ 5,000	Loylton High School needs to request continued training for the resarch validated PeaceBuilder/Peace Mediator program that is used at that site to promote a safe and healthy place for students and staff.		\$ 5,000
Scope of service:	All Grades: All		Scope of service:	Loylton High School Grades: 7th, 8th, 9th, 10th, 11th, 12th	
X All ----- _ Foster Youth _ American Indian or Alaska Native _ Hispanic or Latino _ Two or More Races _ Low Income Pupils _ Redesignated fluent English proficient _ Asian _ Native Hawaiian or Pacific Islander _ English Learners _ Black or African American _ Filipino _ White _ Students with Disabilities _ Homeless _ Other			X All ----- _ Foster Youth _ American Indian or Alaska Native _ Hispanic or Latino _ Two or More Races _ Low Income Pupils _ Redesignated fluent English proficient _ Asian _ Native Hawaiian or Pacific Islander _ English Learners _ Black or African American _ Filipino _ White _ Students with Disabilities _ Homeless _ Other		

Develop a three- to five-year facility plan to address major repairs and maintenance projects.		--	A plan is in place and reviewed annually for updates. This year we did not have any major repairs. The district is continually reviewing the HVAC system at Downieville School to determine the need for replacement. Energy efficient projects are to be determined for upcoming years.		--
Scope of service:	All Grades: All		Scope of service:	All Grades: All	
X All ----- _ Foster Youth _ American Indian or Alaska Native _ Hispanic or Latino _ Two or More Races _ Low Income Pupils _ Redesignated fluent English proficient _ Asian _ Native Hawaiian or Pacific Islander _ English Learners _ Black or African American _ Filipino _ White _ Students with Disabilities _ Homeless _ Other			X All ----- _ Foster Youth _ American Indian or Alaska Native _ Hispanic or Latino _ Two or More Races _ Low Income Pupils _ Redesignated fluent English proficient _ Asian _ Native Hawaiian or Pacific Islander _ English Learners _ Black or African American _ Filipino _ White _ Students with Disabilities _ Homeless _ Other		
Develop a plan to replace classroom furnishings and technology on a regular basis and budget accordingly.		--	The technology committee is continually reviewing and planning for the district needs for new computers, servers, poly-com cameras/projectors, Smartboard projectors and maintenance of all equipment. The technology plan is updated annually. Classroom/school furnishings are also evaluated yearly and purchased accordingly.		budgeted \$156,000
Scope of service:	All Grades: All		Scope of service:	All Grades: All	

<p>X All</p> <p>-----</p> <p><input type="checkbox"/> Foster Youth <input type="checkbox"/> American Indian or Alaska Native <input type="checkbox"/> Hispanic or Latino <input type="checkbox"/> Two or More Races <input type="checkbox"/> Low Income Pupils <input type="checkbox"/> Redesignated fluent English proficient <input type="checkbox"/> Asian <input type="checkbox"/> Native Hawaiian or Pacific Islander <input type="checkbox"/> English Learners <input type="checkbox"/> Black or African American <input type="checkbox"/> Filipino <input type="checkbox"/> White <input type="checkbox"/> Students with Disabilities <input type="checkbox"/> Homeless <input type="checkbox"/> Other</p>		<p>X All</p> <p>-----</p> <p><input type="checkbox"/> Foster Youth <input type="checkbox"/> American Indian or Alaska Native <input type="checkbox"/> Hispanic or Latino <input type="checkbox"/> Two or More Races <input type="checkbox"/> Low Income Pupils <input type="checkbox"/> Redesignated fluent English proficient <input type="checkbox"/> Asian <input type="checkbox"/> Native Hawaiian or Pacific Islander <input type="checkbox"/> English Learners <input type="checkbox"/> Black or African American <input type="checkbox"/> Filipino <input type="checkbox"/> White <input type="checkbox"/> Students with Disabilities <input type="checkbox"/> Homeless <input type="checkbox"/> Other</p>
---	--	---

What changes in actions, services, and expenditures	<p>Loyalton High School needs to request training for the research validated PeaceBuilder/Peace Mediator program that is used at that site to promote a safe and healthy place for students and staff.</p> <p>District will continue to replace classroom/school furniture and fixtures as needed.</p> <p>Technology is an ongoing priority in the district. We have provided chromebooks for all students in grades 3 through 12. We will continue to replace these devices as needed. Grades 3 through 6 each have chromebook labs in their classrooms and every student in grades 7 through 12 have their own individual chromebook. Grades K through 2 use an i-pad lab that is shared.</p>
--	---

Section 3: Use of Supplemental and Concentration Grant funds and Proportionality

- A. In the box below, identify the amount of funds in the LCAP year calculated on the basis of the number and concentration of low income, foster youth, and English learner pupils as determined pursuant to 5 CCR 15496(a)(5).

Describe how the LEA is expending these funds in the LCAP year. Include a description of, and justification for, the use of any funds in a districtwide, schoolwide, countywide, or charterwide manner as specified in 5 CCR 15496.

For school districts with below 55 percent of enrollment of unduplicated pupils in the district or below 40 percent of enrollment of unduplicated pupils at a schoolsite in the LCAP year, when using supplemental and concentration funds in a districtwide or schoolwide manner, the school district must additionally describe how the services provided are the most effective use of funds to meet the district's goals for unduplicated pupils in the state and any local priority areas. (See 5 CCR 15496(b) for guidance.)

Total amount of Supplemental and Concentration grant funds calculated:	93188
<p>Sierra Plumas Joint Unified School District reports an unduplicated student count of 48.69%, determined using the rolling average calculation. The District used the funding provided through the Local Control Funding Formula along with significant funding from the general fund and other sources to provide for the district's major goals of providing all students in Grades K-12 with academic instruction and practice in English Language Arts and Mathematics to enable all students to achieve academic success in all core areas and to leave our schools as high school graduates with transition plans for productive futures. A major focus of our funding has been to provide students with the support they need to gain the skills in elementary school to be able to access the more rigorous core areas in high school. This is accomplished in a major way through funding professional development for staff, hiring an intervention instructor to work closely with teachers and students, and providing paraprofessionals to support struggling learners. Funding is also provided to ensure that schools are inviting, safe places for students to learn. Other major school goals include efforts to cultivate programs and activities that support student physical, social, and emotional growth and development. While we have few English Learners and even fewer foster youth, these groups are supported directly and immediately through the use of paraprofessionals, research based intervention programs, and classroom instruction that is designed to meet the varying needs of students. Because of the small school sizes we enjoy in our district, programs we design for our unduplicated student population are often available to the general student population. Students who may not qualify as Title I students but who need support, find that they are able to be included in support programs because of the small population. English Learners and Foster Youth are welcomed and frequently joined by other students who also benefit from the support they are provided. In high schools, major efforts are given to providing intervention, remediation, and enrichment courses even when only a small number of students need or desire the courses. Response to Intervention occurs quickly and students do not maintain poor attendance or poor academic achievement without notice. This has allowed our schools to enjoy high graduation and low truancy rates. Our efforts at developing school culture have resulted in no expulsions for several years and a very low suspension rate.</p>	

- B. In the box below, identify the percentage by which services for unduplicated pupils must be increased or improved as compared to the services provided to all pupils in the LCAP year as calculated pursuant to 5 CCR 15496(a).

Consistent with the requirements of 5 CCR 15496, demonstrate how the services provided in the LCAP year for low income pupils, foster youth, and English learners provide for increased or improved services for these pupils in proportion to the increase in funding provided for such pupils in that year as calculated pursuant to 5 CCR 15496(a)(7). An LEA shall describe how the proportionality percentage is met using a quantitative and/or qualitative description of the increased and/or improved services for unduplicated pupils as compared to the services provided to all pupils.

2.64	%
------	---

The district determined that the greatest need this year was a Title I Intervention teacher for Loyalton Elementary School. Because of budget reductions in previous years, the class sizes at Loyalton Elementary have risen steadily without additional support. This year a major portion of the Local Control Funding Formula went to providing this teacher who has administered an effective pull out program to meet the needs of the unduplicated pupils. Because of our small size, other pupils were also served as time permitted.

LOCAL CONTROL AND ACCOUNTABILITY PLAN AND ANNUAL UPDATE APPENDIX

For the purposes of completing the LCAP in reference to the state priorities under Education Code sections 52060 and 52066, the following shall apply:

- (a) “Chronic absenteeism rate” shall be calculated as follows:

- (1) The number of pupils with a primary, secondary, or short-term enrollment during the academic year (July 1 – June 30) who are chronically absent where “chronic absentee” means a pupil who is absent 10 percent or more of the schooldays in the school year when the total number of days a pupil is absent is divided by the total number of days the pupil is enrolled and school was actually taught in the total number of days the pupil is enrolled and school was actually taught in the regular day schools of the district, exclusive of Saturdays and Sundays.
- (2) The unduplicated count of pupils with a primary, secondary, or short-term enrollment during the academic year (July 1 – June 30).
- (3) Divide (1) by (2).

- (b) “Middle School dropout rate” shall be calculated as set forth in California Code of Regulations, title 5, section 1039.1.

(c) “High school dropout rate” shall be calculated as follows:

- (1) The number of cohort members who dropout by the end of year 4 in the cohort where “cohort” is defined as the number of first-time grade 9 pupils in year 1 (starting cohort) plus pupils who transfer in, minus pupils who transfer out, emigrate, or die during school years 1, 2, 3, and 4.
- (2) The total number of cohort members.
- (3) Divide (1) by (2).

(d) “High school graduation rate” shall be calculated as follows:

- (1) The number of cohort members who earned a regular high school diploma [or earned an adult education high school diploma or passed the California High School Proficiency Exam] by the end of year 4 in the cohort where “cohort” is defined as the number of first-time grade 9 pupils in year 1 (starting cohort) plus pupils who transfer in, minus pupils who transfer out, emigrate, or die during school years 1, 2, 3, and 4.
- (2) The total number of cohort members.
- (3) Divide (1) by (2).

(e) “Suspension rate” shall be calculated as follows:

- (1) The unduplicated count of pupils involved in one or more incidents for which the pupil was suspended during the academic year (July 1 – June 30).
- (2) The unduplicated count of pupils with a primary, secondary, or short-term enrollment during the academic year (July 1 – June 30).
- (3) Divide (1) by (2).

(f) “Expulsion rate” shall be calculated as follows:

- (1) The unduplicated count of pupils involved in one or more incidents for which the pupil was expelled during the academic year (July 1 – June 30).
- (2) The unduplicated count of pupils with a primary, secondary, or short-term enrollment during the academic year (July 1 – June 30).

(3) Divide (1) by (2).

Sierra-Plumas Joint Unified School District
2016-2017 Budget
Presented May 10, 2016

Student Attendance/Enrollment

Attendance:	2013/2014 P2	2014/2015 P2	2015/2016 P2	2016/2017 Proj	2017/2018 Proj	2018/2019 Proj	2019/2020 Proj
Downieville Elementary	29.17	27.55	21.29	21.34	22.31	21.34	17.46
Downieville Jr. High	5.74	6.77	8.62	10.56	7.92	3.52	7.92
Downieville Sr. High	13.86	11.54	11.35	11.40	13.30	18.05	16.15
Loyalton Elementary	165.24	168.11	169.86	165.12	164.16	163.20	164.16
Loyalton 7-8	42.58	49.22	60.97	48.88	43.24	49.40	47.50
Loyalton High	90.97	88.80	86.70	92.12	100.58	96.90	102.60
Sierra Pass – Continuation	3.49	4.20	3.67	1.28	1.93	2.57	2.57
District Total	351.05	356.19	362.46	350.70	353.44	354.98	358.36
Washoe Students ADA	13.34	11.36	12.24	10.36	10.36	9.42	9.42
Supplemental Percent (*2-yr rolling average) (*3-yr rolling average)	49.34%	46.86%	42.36%*	37.58%**	34.44%**	34.67%**	34.50%**
Enrollment	377	372	381	370	371	371	378

REVENUE

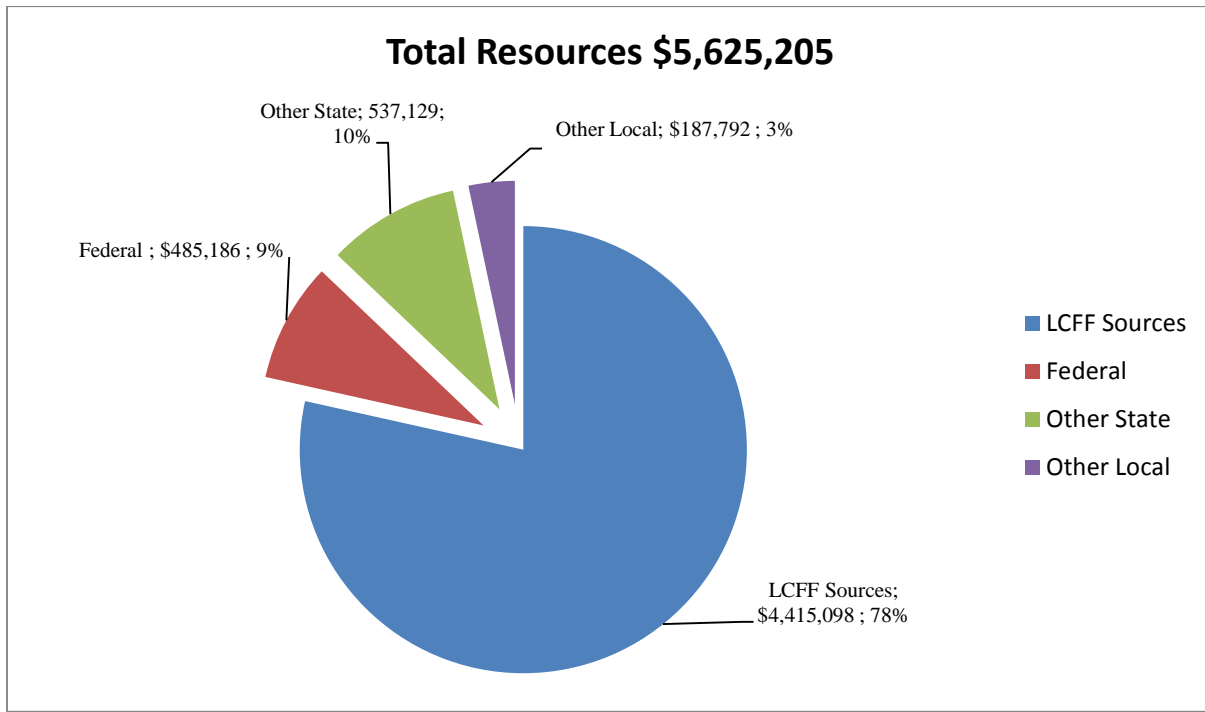
Local Control Funding by Grade Span – No COLA

Unduplicated as % of Enrollment		Base Grade Span	Grade Span Adjust	Supplemental 20% of BGS X Undup Count of 45.91%
Grades K-3	ADA	7,083	737	
Grades 4-6	ADA	7,189		
Grades 7-8	ADA	7,403		
Grades 9-12	ADA	8,578	223	
Transportation Add-on of \$488,250				
GAP funding 49.08%				

Revenue Remarks

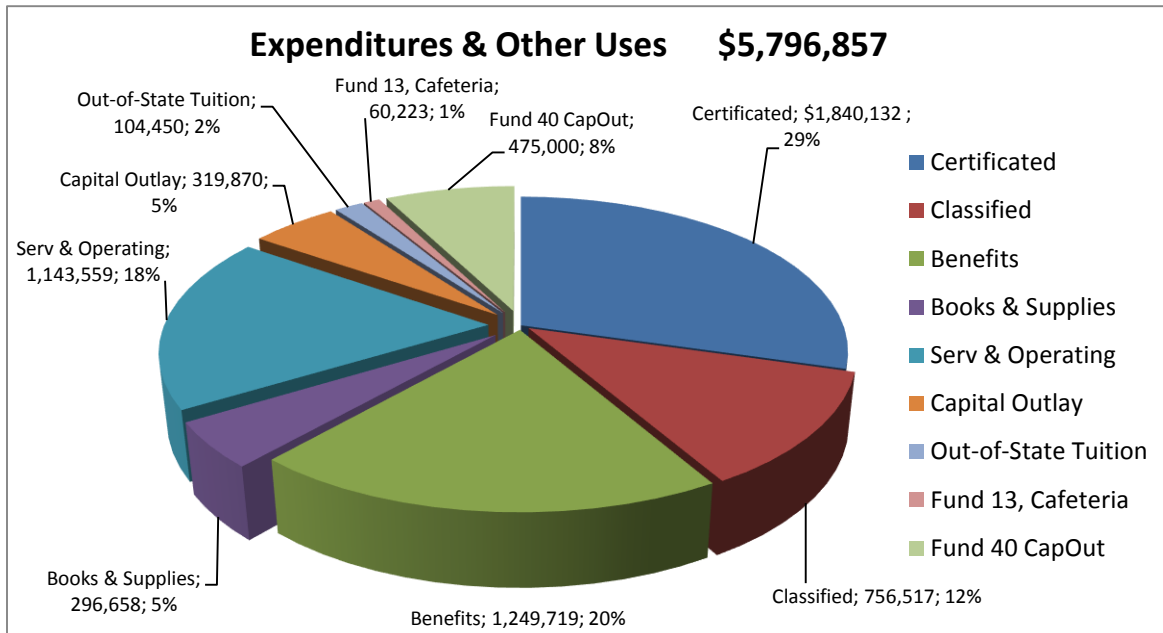
1. Local Control Funding Formula (LCFF):
 - a. No COLA
 - b. GAP funding of 49.08%
 - c. Minimum Proportionality Percentage of 2.89% or appropriately \$112,000
 - d. Loyalton High, Downieville Elementary and High – Necessary Small School Funded
 - e. Supplemental Grant is approximately 5% of LCFF revenue
2. Other State Revenue:
 - a. Three years of Proposition 39 Energy Efficient Funds - \$315,000
 - b. STRS payment made by the State - \$92,000 (in addition to the District's cost)

- c. Insignificant revenue difference from 2015-16 all other restricted resources, such as lottery, agriculture incentive
- d. 2015-16 unspent Educator Effective Professional Development allocation re-budgeted
- 3. Federal Revenue:
 - a. Secure Rural Schools and Community Act:
 - i. Not been reauthorized
 - ii. Preliminary budget **includes** revenue of \$380,000
- 4. Other Local Revenue:
 - a. Interagency services to the County, interest, and facility rental fees



EXPENDITURES

1. Includes a two percent salary increase for all employees
2. Increase cost for certificated health and welfare
3. PERS rate increase from 11.847% to 13.888%
4. STRS rate increase from 10.73% to 12.58%
5. Reimburse Sierra County Office of Education to provide a Loyaltton Elementary School (LES) Site-Administrator full-time, a part-time transitional kindergarten teacher and various business services
6. Adopted textbooks - \$94,000
7. Transfer of funds to Special Reserve Fund for Capital Outlay Projects
 - a. LES roof repair - \$200,000
 - b. LHS facility upgrades - \$75,000
 - c. DVL school HVAC - \$200,000



Net Increase (Decrease) in Fund Balance

Fiscal Year	Amount
2011-12 actual	(217,031)
2012-13 actual	(1,078,539)
2013-14 actual	335,535
2014-15 actual	628,784
2015-16 projected	(41,840)
2016-17 projected	(620,923)

Projected Ending Fund Balance

Fiscal Year	Amount
2011-12 actual	3,574,629
2012-13 actual	2,496,090
2013-14 actual	3,022,867
2014-15 actual	3,651,651
2015-16 projected	3,609,811
2016-17 projected	2,988,888

2016-2017 Full Time Equivalent				
Site	Certificated	Certificated Management	Classified Management	Classified
District Office (DO)		.85	1.00	2.60*
Loyalton High (LHS)	11.00	1.00		5.75
Loyalton Elementary	8.00	contracted		11.50**
Downieville Elementary	2.00	Incl. in DO		3.40***
Downieville High	3.25	Incl. in DO		1.20
Sierra Pass/ISP	.60	Incl. in LHS		.87
County Contribution	1.50			
Total	26.35	1.85	1.00	25.32
* Includes maintenance at Intermediate School Gym and Home-to-School transportation				
** Includes 2.60 FTE, Cafeteria Positions				
***Includes .675 FTE, Cafeteria Cook				

SIERRA-PLUMAS JOINT UNIFIED SCHOOL DISTRICT
FUND BALANCE
MAY 10, 2016

1. Projected Ending Fund Balance \$2,988,888.

2. Components of 2016-2017 Ending Fund Balance
 - a. Revolving Cash: \$3,400
 - b. Committed: Other than Post-Employment Benefits: \$494,634
 - c. Reserve for Economic Uncertainty of 10%: \$624,613
 - d. Unappropriated: \$1,865,816

3. Reserves
 - a. Minimum percentage level recommended by State regulations
 - i. Fiscal Year 2016-2017 is 4%, or \$249,845

 - b. Percentage Level Per Resolution 08-011 to 10%
 - i. Fiscal Year 2016-2017 \$624,613

 - c. Unassigned Reserve above the recommended percentage
 - i. Fiscal Year 2016-2017 \$2,240,584

 - d. The reserves are above the minimum for the following reasons.
 - i. To have sufficient cash to pay payroll and payables when due
 - ii. To supplement the threat of the loss of Secure Rural Schools revenue
 - iii. For emergency facility needs – such as possibility to plan for the replacement of Downieville School HVAC system
 - iv. To pay for the increase of salaries & benefits

Description	Resource Codes	Object Codes	2015-16 Estimated Actuals			2016-17 Budget			% Diff Column C & F
			Unrestricted (A)	Restricted (B)	Total Fund col. A + B (C)	Unrestricted (D)	Restricted (E)	Total Fund col. D + E (F)	
A. REVENUES									
1) LCFF Sources		8010-8099	4,509,567.00	0.00	4,509,567.00	4,415,098.00	0.00	4,415,098.00	-2.1%
2) Federal Revenue		8100-8299	434,500.00	176,382.00	610,882.00	380,000.00	105,186.00	485,186.00	-20.6%
3) Other State Revenue		8300-8599	252,944.00	473,950.00	726,894.00	64,412.00	472,717.00	537,129.00	-26.1%
4) Other Local Revenue		8600-8799	181,799.00	41,362.00	223,161.00	187,792.00	0.00	187,792.00	-15.8%
5) TOTAL REVENUES			5,378,810.00	691,694.00	6,070,504.00	5,047,302.00	577,903.00	5,625,205.00	-7.3%
B. EXPENDITURES									
1) Certificated Salaries		1000-1999	1,785,024.00	58,253.00	1,843,277.00	1,823,889.00	16,243.00	1,840,132.00	-0.2%
2) Classified Salaries		2000-2999	722,399.00	50,582.00	772,981.00	699,478.00	57,039.00	756,517.00	-2.1%
3) Employee Benefits		3000-3999	1,066,626.00	131,188.00	1,197,814.00	1,142,602.00	107,117.00	1,249,719.00	4.3%
4) Books and Supplies		4000-4999	260,735.00	54,280.00	315,015.00	277,057.00	19,601.00	296,658.00	-5.8%
5) Services and Other Operating Expenditures		5000-5999	939,291.00	101,526.00	1,040,817.00	1,061,910.00	81,649.00	1,143,559.00	9.9%
6) Capital Outlay		6000-6999	89,000.00	376,805.00	465,805.00	5,000.00	314,870.00	319,870.00	-31.3%
7) Other Outgo (excluding Transfers of Indirect Costs)		7100-7299 7400-7499	104,450.00	0.00	104,450.00	104,450.00	0.00	104,450.00	0.0%
8) Other Outgo - Transfers of Indirect Costs		7300-7399	(6,653.00)	6,653.00	0.00	(6,653.00)	6,653.00	0.00	0.0%
9) TOTAL EXPENDITURES			4,960,872.00	779,287.00	5,740,159.00	5,107,733.00	603,172.00	5,710,905.00	-0.5%
C. EXCESS (DEFICIENCY) OF REVENUES OVER EXPENDITURES BEFORE OTHER FINANCING SOURCES AND USES (A5 - B9)									
			417,938.00	(87,593.00)	330,345.00	(60,431.00)	(25,269.00)	(85,700.00)	-125.9%
D. OTHER FINANCING SOURCES/USES									
1) Interfund Transfers		8900-8929	0.00	0.00	0.00	0.00	0.00	0.00	0.0%
a) Transfers In									
b) Transfers Out		7600-7629	372,185.00	0.00	372,185.00	535,223.00	0.00	535,223.00	43.8%
2) Other Sources/Uses		8930-8979	0.00	0.00	0.00	0.00	0.00	0.00	0.0%
a) Sources									
b) Uses		7630-7699	0.00	0.00	0.00	0.00	0.00	0.00	0.0%
3) Contributions		8980-8999	(76,358.00)	76,358.00	0.00	(25,269.00)	25,269.00	0.00	0.0%
4) TOTAL OTHER FINANCING SOURCES/USES			(448,543.00)	76,358.00	(372,185.00)	(560,492.00)	25,269.00	(535,223.00)	43.8%

Description	Resource Codes	Object Codes	2015-16 Estimated Actuals			2016-17 Budget			% Diff Column C & F
			Unrestricted (A)	Restricted (B)	Total Fund col. A + B (C)	Unrestricted (D)	Restricted (E)	Total Fund col. D + E (F)	
E. NET INCREASE (DECREASE) IN FUND BALANCE (C + D4)			(30,605.00)	(11,235.00)	(41,840.00)	(620,923.00)	0.00	(620,923.00)	1384.0%
F. FUND BALANCE, RESERVES									
1) Beginning Fund Balance		9791	3,639,991.00	11,660.00	3,651,651.00	3,609,386.00	425.00	3,609,811.00	-1.1%
a) As of July 1 - Unaudited		9793	0.00	0.00	0.00	0.00	0.00	0.00	0.0%
b) Audit Adjustments			3,639,991.00	11,660.00	3,651,651.00	3,609,386.00	425.00	3,609,811.00	-1.1%
c) As of July 1 - Audited (F1a + F1b)			0.00	0.00	0.00	0.00	0.00	0.00	0.0%
d) Other Restatements		9795	3,639,991.00	11,660.00	3,651,651.00	3,609,386.00	425.00	3,609,811.00	-1.1%
e) Adjusted Beginning Balance (F1c + F1d)			3,609,386.00	425.00	3,609,811.00	2,988,463.00	425.00	2,988,888.00	-17.2%
2) Ending Balance, June 30 (E + F1e)									
Components of Ending Fund Balance									
a) Nonspendable			3,400.00	0.00	3,400.00	3,400.00	0.00	3,400.00	0.0%
Revolving Cash		9711	0.00	0.00	0.00	0.00	0.00	0.00	0.0%
Stores		9712	0.00	0.00	0.00	0.00	0.00	0.00	0.0%
Prepaid Expenditures		9713	0.00	0.00	0.00	0.00	0.00	0.00	0.0%
All Others		9719	0.00	0.00	0.00	0.00	0.00	0.00	0.0%
b) Restricted		9740	0.00	425.00	425.00	0.00	425.00	425.00	0.0%
c) Committed			0.00	0.00	0.00	0.00	0.00	0.00	0.0%
Stabilization Arrangements		9750	0.00	0.00	0.00	0.00	0.00	0.00	0.0%
Other Commitments		9760	450,414.00	0.00	450,414.00	494,634.00	0.00	494,634.00	9.8%
d) Assigned			0.00	0.00	0.00	0.00	0.00	0.00	0.0%
Other Assignments		9780	0.00	0.00	0.00	0.00	0.00	0.00	0.0%
e) Unassigned/unappropriated			611,234.00	0.00	611,234.00	624,613.00	0.00	624,613.00	2.2%
Reserve for Economic Uncertainties		9789							
Unassigned/Unappropriated Amount		9790	2,544,338.00	0.00	2,544,338.00	1,865,816.00	0.00	1,865,816.00	-26.7%

Description	Resource Codes	Object Codes	2015-16 Estimated Actuals			2016-17 Budget			% Diff Column C & F
			Unrestricted (A)	Restricted (B)	Total Fund col. A + B (C)	Unrestricted (D)	Restricted (E)	Total Fund col. D + E (F)	
G. ASSETS									
1) Cash									
a) in County Treasury		9110	0.00	0.00	0.00				
1) Fair Value Adjustment to Cash in County Treasury		9111	0.00	0.00	0.00				
b) in Banks		9120	0.00	0.00	0.00				
c) in Revolving Fund		9130	0.00	0.00	0.00				
d) with Fiscal Agent		9135	0.00	0.00	0.00				
e) collections awaiting deposit		9140	0.00	0.00	0.00				
2) Investments		9150	0.00	0.00	0.00				
3) Accounts Receivable		9200	0.00	0.00	0.00				
4) Due from Grantor Government		9290	0.00	0.00	0.00				
5) Due from Other Funds		9310	0.00	0.00	0.00				
6) Stores		9320	0.00	0.00	0.00				
7) Prepaid Expenditures		9330	0.00	0.00	0.00				
8) Other Current Assets		9340	0.00	0.00	0.00				
9) TOTAL ASSETS			0.00	0.00	0.00				
H. DEFERRED OUTFLOWS OF RESOURCES									
1) Deferred Outflows of Resources		9490	0.00	0.00	0.00				
2) TOTAL DEFERRED OUTFLOWS			0.00	0.00	0.00				
I. LIABILITIES									
1) Accounts Payable		9500	0.00	0.00	0.00				
2) Due to Grantor Governments		9590	0.00	0.00	0.00				
3) Due to Other Funds		9610	0.00	0.00	0.00				
4) Current Loans		9640	0.00	0.00	0.00				
5) Unearned Revenue		9650	0.00	0.00	0.00				
6) TOTAL LIABILITIES			0.00	0.00	0.00				
J. DEFERRED INFLOWS OF RESOURCES									
1) Deferred Inflows of Resources		9690	0.00	0.00	0.00				
2) TOTAL DEFERRED INFLOWS			0.00	0.00	0.00				
K. FUND EQUITY									
Ending Fund Balance, June 30 (G9 + H2) - (I6 + J2)			0.00	0.00	0.00				

Description	Resource Codes	Object Codes	2015-16 Estimated Actuals			2016-17 Budget			% Diff Column C & F
			Unrestricted (A)	Restricted (B)	Total Fund col. A + B (C)	Unrestricted (D)	Restricted (E)	Total Fund col. D + E (F)	
LCFF SOURCES									
Principal Apportionment State Aid - Current Year		8011	1,512,339.00	0.00	1,512,339.00	1,653,065.00	0.00	1,653,065.00	9.3%
Education Protection Account State Aid - Current Year		8012	438,350.00	0.00	438,350.00	322,033.00	0.00	322,033.00	-26.5%
State Aid - Prior Years		8019	12,632.00	0.00	12,632.00	0.00	0.00	0.00	-100.0%
Tax Relief Subventions Homeowners' Exemptions		8021	0.00	0.00	0.00	0.00	0.00	0.00	0.0%
Timber Yield Tax		8022	0.00	0.00	0.00	0.00	0.00	0.00	0.0%
Other Subventions/In-Lieu Taxes		8029	0.00	0.00	0.00	0.00	0.00	0.00	0.0%
County & District Taxes Secured Roll Taxes		8041	2,546,246.00	0.00	2,546,246.00	2,440,000.00	0.00	2,440,000.00	-4.2%
Unsecured Roll Taxes		8042	0.00	0.00	0.00	0.00	0.00	0.00	0.0%
Prior Years' Taxes		8043	0.00	0.00	0.00	0.00	0.00	0.00	0.0%
Supplemental Taxes		8044	0.00	0.00	0.00	0.00	0.00	0.00	0.0%
Education Revenue Augmentation Fund (ERAF)		8045	0.00	0.00	0.00	0.00	0.00	0.00	0.0%
Community Redevelopment Funds (SB 617/699/1992)		8047	0.00	0.00	0.00	0.00	0.00	0.00	0.0%
Penalties and Interest from Delinquent Taxes		8048	0.00	0.00	0.00	0.00	0.00	0.00	0.0%
Miscellaneous Funds (EC 41604) Royalties and Bonuses		8081	0.00	0.00	0.00	0.00	0.00	0.00	0.0%
Other In-Lieu Taxes		8082	0.00	0.00	0.00	0.00	0.00	0.00	0.0%
Less: Non-LCFF (50%) Adjustment		8089	0.00	0.00	0.00	0.00	0.00	0.00	0.0%
Subtotal, LCFF Sources			4,509,567.00	0.00	4,509,567.00	4,415,098.00	0.00	4,415,098.00	-2.1%
LCFF Transfers									
Unrestricted LCFF Transfers - Current Year	0000	8091	0.00	0.00	0.00	0.00	0.00	0.00	0.0%
All Other LCFF Transfers - Current Year	All Other	8091	0.00	0.00	0.00	0.00	0.00	0.00	0.0%
Transfers to Charter Schools in Lieu of Property Taxes		8096	0.00	0.00	0.00	0.00	0.00	0.00	0.0%
Property Taxes Transfers		8097	0.00	0.00	0.00	0.00	0.00	0.00	0.0%
LCFF/Revenue Limit Transfers - Prior Years		8099	0.00	0.00	0.00	0.00	0.00	0.00	0.0%

Description	Resource Codes	Object Codes	2015-16 Estimated Actuals			2016-17 Budget			% Diff Column C & F
			Unrestricted (A)	Restricted (B)	Total Fund col. A + B (C)	Unrestricted (D)	Restricted (E)	Total Fund col. D + E (F)	
TOTAL LCFF SOURCES			4,509,567.00	0.00	4,509,567.00	4,415,098.00	0.00	4,415,098.00	-2.1%
FEDERAL REVENUE									
Maintenance and Operations		8110	0.00	0.00	0.00	0.00	0.00	0.00	0.0%
Special Education Entitlement		8181	0.00	0.00	0.00	0.00	0.00	0.00	0.0%
Special Education Discretionary Grants		8182	0.00	0.00	0.00	0.00	0.00	0.00	0.0%
Child Nutrition Programs		8220	0.00	0.00	0.00	0.00	0.00	0.00	0.0%
Donated Food Commodities		8221	0.00	0.00	0.00	0.00	0.00	0.00	0.0%
Forest Reserve Funds		8260	434,500.00	0.00	434,500.00	380,000.00	0.00	380,000.00	-12.5%
Flood Control Funds		8270	0.00	0.00	0.00	0.00	0.00	0.00	0.0%
Wildlife Reserve Funds		8280	0.00	0.00	0.00	0.00	0.00	0.00	0.0%
FEIMA		8281	0.00	0.00	0.00	0.00	0.00	0.00	0.0%
Interagency Contracts Between LEAs		8285	0.00	0.00	0.00	0.00	0.00	0.00	0.0%
Pass-Through Revenues from Federal Sources		8287	0.00	0.00	0.00	0.00	0.00	0.00	0.0%
NCLB: Title I, Part A, Basic Grants Low-Income and Neglected	3010	8290	80,833.00	0.00	80,833.00	62,938.00	0.00	62,938.00	-22.1%
NCLB: Title I, Part D, Local Delinquent Programs	3025	8290	0.00	0.00	0.00	0.00	0.00	0.00	0.0%
NCLB: Title II, Part A, Teacher Quality	4035	8290	27,513.00	0.00	27,513.00	27,500.00	0.00	27,500.00	0.0%
NCLB: Title III, Immigrant Education Program	4201	8290	0.00	0.00	0.00	0.00	0.00	0.00	0.0%

Description	Resource Codes	Object Codes	2015-16 Estimated Actuals			2016-17 Budget			% Diff. Column C & F
			Unrestricted (A)	Restricted (B)	Total Fund col. A + B (C)	Unrestricted (D)	Restricted (E)	Total Fund col. D + E (F)	
NCLB: Title III, Limited English Proficient (LEP) Student Program	4203	8290		0.00	0.00			0.00	0.0%
NCLB: Title V, Part B, Public Charter Schools Grant Program (PC-SGP)	4610 3199, 4036-4126, 5510	8290		0.00	0.00			0.00	0.0%
Other No Child Left Behind		8290		0.00	0.00			0.00	0.0%
Vocational and Applied Technology Education	3500-3699	8290		33,019.00	33,019.00			3,019.00	-90.9%
Safe and Drug Free Schools	3700-3799	8290		0.00	0.00			0.00	0.0%
All Other Federal Revenue	All Other	8290	0.00	35,017.00	35,017.00	0.00		11,729.00	-66.5%
TOTAL FEDERAL REVENUE			434,500.00	176,382.00	610,882.00	380,000.00	105,186.00	485,186.00	-20.6%
OTHER STATE REVENUE									
Other State Apportionments									
ROC/P Entitlement	6360	8319		0.00	0.00			0.00	0.0%
Prior Years									
Special Education Master Plan	6500	8311		0.00	0.00			0.00	0.0%
Current Year									
Prior Years	6500	8319		0.00	0.00			0.00	0.0%
All Other State Apportionments - Current Year	All Other	8311	0.00	0.00	0.00	0.00		0.00	0.0%
All Other State Apportionments - Prior Years	All Other	8319	0.00	0.00	0.00	0.00		0.00	0.0%
Child Nutrition Programs		8520	0.00	0.00	0.00	0.00		0.00	0.0%
Mandated Costs Reimbursements		8550	201,539.00	0.00	201,539.00	13,007.00		13,007.00	-93.5%
Lottery - Unrestricted and Instructional Materials		8560	51,405.00	14,678.00	66,083.00	51,405.00	14,678.00	66,083.00	0.0%
Tax Relief Subventions									
Restricted Levies - Other									
Homeowners' Exemptions		8575	0.00	0.00	0.00	0.00		0.00	0.0%
Other Subventions/in-Lieu Taxes		8576	0.00	0.00	0.00	0.00		0.00	0.0%
Pass-Through Revenues from State Sources		8587	0.00	0.00	0.00	0.00		0.00	0.0%
School Based Coordination Program	7250	8590		0.00	0.00			0.00	0.0%
After School Education and Safety (ASES)	6010	8590		0.00	0.00			0.00	0.0%
Charter School Facility Grant	6030	8590		0.00	0.00			0.00	0.0%
Drug/Alcohol/Tobacco Funds	6650, 6690	8590		0.00	0.00			0.00	0.0%
California Clean Energy Jobs Act	6230	8590		314,870.00	314,870.00			314,870.00	0.0%
TOTAL			434,500.00	176,382.00	610,882.00	380,000.00	105,186.00	485,186.00	-20.6%

Description	Resource Codes	Object Codes	2015-16 Estimated Actuals			2016-17 Budget			% Diff Column C & F	
			Unrestricted (A)	Restricted (B)	Total Fund col. A + B (C)	Unrestricted (D)	Restricted (E)	Total Fund col. D + E (F)		
Career Technical Education Incentive Grant Program	6387	8590		0.00	0.00			0.00	0.00	0.0%
American Indian Early Childhood Education	7210	8590		0.00	0.00			0.00	0.00	0.0%
Specialized Secondary	7370	8590		0.00	0.00			0.00	0.00	0.0%
Quality Education Investment Act	7400	8590		0.00	0.00			0.00	0.00	0.0%
Common Core State Standards Implementation	7405	8590		0.00	0.00			0.00	0.00	0.0%
All Other State Revenue	All Other	8590	0.00	144,402.00	144,402.00	0.00	143,169.00	143,169.00	143,169.00	-0.9%
TOTAL, OTHER STATE REVENUE			252,944.00	473,950.00	726,894.00	64,412.00	472,717.00	537,129.00	537,129.00	-26.1%

Description	2015-16 Estimated Actuals			2016-17 Budget			% Diff Column C & F
	Unrestricted (A)	Restricted (B)	Total Fund col. A + B (C)	Unrestricted (D)	Restricted (E)	Total Fund col. D + E (F)	
OTHER LOCAL REVENUE							
Other Local Revenue							
County and District Taxes							
Other Restricted Levies							
Secured Roll	0.00	0.00	0.00	0.00	0.00	0.00	0.0%
Unsecured Roll	0.00	0.00	0.00	0.00	0.00	0.00	0.0%
Prior Years' Taxes	0.00	0.00	0.00	0.00	0.00	0.00	0.0%
Supplemental Taxes	0.00	0.00	0.00	0.00	0.00	0.00	0.0%
Non-Ad Valorem Taxes							
Parcel Taxes	0.00	0.00	0.00	0.00	0.00	0.00	0.0%
Other	0.00	0.00	0.00	0.00	0.00	0.00	0.0%
Community Redevelopment Funds							
Not Subject to LCFF Deduction	0.00	0.00	0.00	0.00	0.00	0.00	0.0%
Penalties and Interest from							
Delinquent Non-LCFF	0.00	0.00	0.00	0.00	0.00	0.00	0.0%
Taxes							
8629	0.00	0.00	0.00	0.00	0.00	0.00	0.0%
Sales							
Sale of Equipment/Supplies	0.00	0.00	0.00	0.00	0.00	0.00	0.0%
Sale of Publications	0.00	0.00	0.00	0.00	0.00	0.00	0.0%
Food Service Sales	0.00	0.00	0.00	0.00	0.00	0.00	0.0%
All Other Sales	0.00	0.00	0.00	0.00	0.00	0.00	0.0%
Leases and Rentals	7,000.00	0.00	7,000.00	6,500.00	0.00	6,500.00	-7.1%
Interest	14,000.00	0.00	14,000.00	14,000.00	0.00	14,000.00	0.0%
Net Increase (Decrease) in the Fair Value							
of Investments	0.00	0.00	0.00	0.00	0.00	0.00	0.0%
Fees and Contracts							
Adult Education Fees	0.00	0.00	0.00	0.00	0.00	0.00	0.0%
Non-Resident Students	0.00	0.00	0.00	0.00	0.00	0.00	0.0%
Transportation Fees From Individuals	0.00	0.00	0.00	0.00	0.00	0.00	0.0%
Interagency Services	160,799.00	0.00	160,799.00	167,292.00	0.00	167,292.00	4.0%
Mitigation/Developer Fees	0.00	0.00	0.00	0.00	0.00	0.00	0.0%
All Other Fees and Contracts	0.00	0.00	0.00	0.00	0.00	0.00	0.0%
Other Local Revenue							
Plus: Misc Funds Non-LCFF	0.00	0.00	0.00	0.00	0.00	0.00	0.0%
(50%) Adjustment							
8691	0.00	0.00	0.00	0.00	0.00	0.00	0.0%

Description	Resource Codes	Object Codes	2015-16 Estimated Actuals			2016-17 Budget			% Diff Column C & F
			Unrestricted (A)	Restricted (B)	Total Fund col. A + B (C)	Unrestricted (D)	Restricted (E)	Total Fund col. D + E (F)	
Pass-Through Revenues From Local Sources		8697	0.00	0.00	0.00	0.00	0.00	0.00	0.0%
All Other Local Revenue		8699	0.00	41,362.00	41,362.00	0.00	0.00	0.00	-100.0%
Tuition		8710	0.00	0.00	0.00	0.00	0.00	0.00	0.0%
All Other Transfers In		8781-8783	0.00	0.00	0.00	0.00	0.00	0.00	0.0%
Transfers of Apportionments									
Special Education SELPA Transfers From Districts or Charter Schools	6500	8791		0.00	0.00		0.00	0.00	0.0%
From County Offices	6500	8792		0.00	0.00		0.00	0.00	0.0%
From JPAs	6500	8793		0.00	0.00		0.00	0.00	0.0%
ROC/P Transfers									
From Districts or Charter Schools	6360	8791		0.00	0.00		0.00	0.00	0.0%
From County Offices	6360	8792		0.00	0.00		0.00	0.00	0.0%
From JPAs	6360	8793		0.00	0.00		0.00	0.00	0.0%
Other Transfers of Apportionments									
From Districts or Charter Schools	All Other	8791	0.00	0.00	0.00	0.00	0.00	0.00	0.0%
From County Offices	All Other	8792	0.00	0.00	0.00	0.00	0.00	0.00	0.0%
From JPAs	All Other	8793	0.00	0.00	0.00	0.00	0.00	0.00	0.0%
All Other Transfers In from All Others		8799	0.00	0.00	0.00	0.00	0.00	0.00	0.0%
TOTAL, OTHER LOCAL REVENUE			181,799.00	41,362.00	223,161.00	187,792.00	0.00	187,792.00	-15.8%
TOTAL, REVENUES			5,378,810.00	691,694.00	6,070,504.00	5,047,302.00	577,903.00	5,625,205.00	-7.3%

Description	Resource Codes	Object Codes	2015-16 Estimated Actuals			2016-17 Budget			% Diff Column C & F
			Unrestricted (A)	Restricted (B)	Total Fund col. A + B (C)	Unrestricted (D)	Restricted (E)	Total Fund col. D + E (F)	
CERTIFICATED SALARIES									
Certificated Teachers' Salaries		1100	1,513,424.00	58,253.00	1,571,677.00	1,580,689.00	16,243.00	1,596,932.00	1.6%
Certificated Pupil Support Salaries		1200	0.00	0.00	0.00	0.00	0.00	0.00	0.0%
Certificated Supervisors' and Administrators' Salaries		1300	260,752.00	0.00	260,752.00	235,361.00	0.00	235,361.00	-9.7%
Other Certificated Salaries		1900	10,848.00	0.00	10,848.00	7,839.00	0.00	7,839.00	-27.7%
TOTAL, CERTIFICATED SALARIES			1,785,024.00	58,253.00	1,843,277.00	1,823,889.00	16,243.00	1,840,132.00	-0.2%
CLASSIFIED SALARIES									
Classified Instructional Salaries		2100	122,686.00	50,582.00	173,268.00	124,369.00	57,039.00	181,408.00	4.7%
Classified Support Salaries		2200	357,892.00	0.00	357,892.00	329,232.00	0.00	329,232.00	-8.0%
Classified Supervisors' and Administrators' Salaries		2300	8,786.00	0.00	8,786.00	83,875.00	0.00	83,875.00	854.6%
Clerical, Technical and Office Salaries		2400	212,192.00	0.00	212,192.00	138,999.00	0.00	138,999.00	-34.5%
Other Classified Salaries		2900	20,843.00	0.00	20,843.00	23,003.00	0.00	23,003.00	10.4%
TOTAL, CLASSIFIED SALARIES			722,399.00	50,582.00	772,981.00	699,478.00	57,039.00	756,517.00	-2.1%
EMPLOYEE BENEFITS									
STRS		3101-3102	179,312.00	98,147.00	277,459.00	213,447.00	92,401.00	305,848.00	10.2%
PERS		3201-3202	79,658.00	5,778.00	85,436.00	94,568.00	7,083.00	101,671.00	19.0%
OASDI/Medicare/Alternative		3301-3302	81,500.00	4,797.00	86,297.00	81,100.00	4,555.00	85,655.00	-0.7%
Health and Welfare Benefits		3401-3402	564,477.00	16,990.00	581,467.00	548,196.00	0.00	548,196.00	-5.7%
Unemployment Insurance		3501-3502	1,248.00	53.00	1,301.00	1,757.00	41.00	1,798.00	38.2%
Workers' Compensation		3601-3602	119,785.00	5,423.00	125,208.00	124,201.00	3,037.00	127,238.00	1.6%
OPEB, Allocated		3701-3702	0.00	0.00	0.00	0.00	0.00	0.00	0.0%
OPEB, Active Employees		3751-3752	0.00	0.00	0.00	0.00	0.00	0.00	0.0%
Other Employee Benefits		3901-3902	40,646.00	0.00	40,646.00	79,313.00	0.00	79,313.00	95.1%
TOTAL, EMPLOYEE BENEFITS			1,066,626.00	131,188.00	1,197,814.00	1,142,602.00	107,117.00	1,249,719.00	4.3%
BOOKS AND SUPPLIES									
Approved Textbooks and Core Curricula Materials		4100	69,000.00	22,654.00	91,654.00	85,322.00	14,678.00	100,000.00	9.1%
Books and Other Reference Materials		4200	0.00	0.00	0.00	0.00	0.00	0.00	0.0%
Materials and Supplies		4300	169,567.00	15,809.00	185,396.00	169,587.00	4,123.00	173,710.00	-6.3%


Description	Resource Codes	Object Codes	2015-16 Estimated Actuals			2016-17 Budget			% Diff Column C & F
			Unrestricted (A)	Restricted (B)	Total Fund col. A + B (C)	Unrestricted (D)	Restricted (E)	Total Fund col. D + E (F)	
Noncapitalized Equipment		4400	22,148.00	15,817.00	37,965.00	22,148.00	800.00	22,948.00	-39.6%
Food		4700	0.00	0.00	0.00	0.00	0.00	0.00	0.0%
TOTAL, BOOKS AND SUPPLIES			260,735.00	54,280.00	315,015.00	277,057.00	19,601.00	296,658.00	-5.8%
SERVICES AND OTHER OPERATING EXPENDITURES									
Subagreements for Services		5100	176,461.00	0.00	176,461.00	176,461.00	0.00	176,461.00	0.0%
Travel and Conferences		5200	24,709.00	67,079.00	91,788.00	24,709.00	58,109.00	82,818.00	-9.8%
Dues and Memberships		5300	11,702.00	0.00	11,702.00	1,327.00	0.00	1,327.00	-88.7%
Insurance		5400 - 5450	55,080.00	0.00	55,080.00	55,080.00	0.00	55,080.00	0.0%
Operations and Housekeeping Services		5500	245,333.00	2,513.00	247,846.00	245,333.00	2,513.00	247,846.00	0.0%
Rentals, Leases, Repairs, and Noncapitalized Improvements		5600	100,315.00	2,562.00	102,877.00	91,950.00	2,562.00	94,512.00	-8.1%
Transfers of Direct Costs		5710	0.00	0.00	0.00	0.00	0.00	0.00	0.0%
Transfers of Direct Costs - Interfund		5750	0.00	0.00	0.00	0.00	0.00	0.00	0.0%
Professional/Consulting Services and Operating Expenditures		5800	299,539.00	29,372.00	328,911.00	440,898.00	18,465.00	459,363.00	39.7%
Communications		5900	26,152.00	0.00	26,152.00	26,152.00	0.00	26,152.00	0.0%
TOTAL, SERVICES AND OTHER OPERATING EXPENDITURES			939,291.00	101,526.00	1,040,817.00	1,061,910.00	81,649.00	1,143,559.00	9.9%

Description	Resource Codes	Object Codes	2015-16 Estimated Actuals			2016-17 Budget			% Diff Column C & F
			Unrestricted (A)	Restricted (B)	Total Fund col. A + B (C)	Unrestricted (D)	Restricted (E)	Total Fund col. D + E (F)	
CAPITAL OUTLAY									
Land		6100	0.00	0.00	0.00	0.00	0.00	0.00	0.0%
Land Improvements		6170	0.00	0.00	0.00	0.00	0.00	0.00	0.0%
Buildings and Improvements of Buildings		6200	0.00	91,450.00	91,450.00	0.00	91,450.00	91,450.00	0.0%
Books and Media for New School Libraries or Major Expansion of School Libraries		6300	0.00	0.00	0.00	0.00	0.00	0.00	0.0%
Equipment		6400	89,000.00	61,935.00	150,935.00	5,000.00	0.00	5,000.00	-96.7%
Equipment Replacement		6500	0.00	223,420.00	223,420.00	0.00	223,420.00	223,420.00	0.0%
TOTAL CAPITAL OUTLAY			89,000.00	376,805.00	465,805.00	5,000.00	314,870.00	319,870.00	-31.3%
OTHER OUTGO (excluding Transfers of Indirect Costs)									
Tuition		7110	104,450.00	0.00	104,450.00	104,450.00	0.00	104,450.00	0.0%
Tuition for Instruction Under Interdistrict Attendance Agreements		7130	0.00	0.00	0.00	0.00	0.00	0.00	0.0%
State Special Schools		7141	0.00	0.00	0.00	0.00	0.00	0.00	0.0%
Tuition, Excess Costs, and/or Deficit Payments Payments to Districts or Charter Schools		7142	0.00	0.00	0.00	0.00	0.00	0.00	0.0%
Payments to County Offices		7143	0.00	0.00	0.00	0.00	0.00	0.00	0.0%
Payments to JPAs		7211	0.00	0.00	0.00	0.00	0.00	0.00	0.0%
Transfers of Pass-Through Revenues To Districts or Charter Schools		7212	0.00	0.00	0.00	0.00	0.00	0.00	0.0%
To County Offices		7213	0.00	0.00	0.00	0.00	0.00	0.00	0.0%
To JPAs		7221	0.00	0.00	0.00	0.00	0.00	0.00	0.0%
Special Education SELPA Transfers of Apportionments To Districts or Charter Schools	6500	7222	0.00	0.00	0.00	0.00	0.00	0.00	0.0%
To County Offices	6500	7223	0.00	0.00	0.00	0.00	0.00	0.00	0.0%
To JPAs	6500	7221	0.00	0.00	0.00	0.00	0.00	0.00	0.0%
ROC/P Transfers of Apportionments To Districts or Charter Schools	6360	7222	0.00	0.00	0.00	0.00	0.00	0.00	0.0%
To County Offices	6360	7223	0.00	0.00	0.00	0.00	0.00	0.00	0.0%
To JPAs	6360	7221-7223	0.00	0.00	0.00	0.00	0.00	0.00	0.0%
Other Transfers of Apportionments	All Other	7281-7283	0.00	0.00	0.00	0.00	0.00	0.00	0.0%
All Other Transfers		7299	0.00	0.00	0.00	0.00	0.00	0.00	0.0%
All Other Transfers Out to All Others			0.00	0.00	0.00	0.00	0.00	0.00	0.0%

Description	Resource Codes	Object Codes	2015-16 Estimated Actuals			2016-17 Budget			% Diff Column C & F
			Unrestricted (A)	Restricted (B)	Total Fund col. A + B (C)	Unrestricted (D)	Restricted (E)	Total Fund col. D + E (F)	
Debt Service			0.00	0.00	0.00	0.00	0.00	0.00	0.0%
Debt Service - Interest		7438	0.00	0.00	0.00	0.00	0.00	0.00	0.0%
Other Debt Service - Principal		7439	0.00	0.00	0.00	0.00	0.00	0.00	0.0%
TOTAL, OTHER OUTGO (excluding Transfers of Indirect Costs)			104,450.00	0.00	104,450.00	104,450.00	0.00	104,450.00	0.0%
OTHER OUTGO - TRANSFERS OF INDIRECT COSTS									
Transfers of Indirect Costs		7310	(6,653.00)	6,653.00	0.00	(6,653.00)	6,653.00	0.00	0.0%
Transfers of Indirect Costs - Interfund		7350	0.00	0.00	0.00	0.00	0.00	0.00	0.0%
TOTAL, OTHER OUTGO - TRANSFERS OF INDIRECT COSTS			(6,653.00)	6,653.00	0.00	(6,653.00)	6,653.00	0.00	0.0%
TOTAL EXPENDITURES			4,960,872.00	779,287.00	5,740,159.00	5,107,733.00	603,172.00	5,710,905.00	-0.5%

Description	Resource Codes	Object Codes	2015-16 Estimated Actuals			2016-17 Budget			% Diff Column C & F
			Unrestricted (A)	Restricted (B)	Total Fund col. A + B (C)	Unrestricted (D)	Restricted (E)	Total Fund col. D + E (F)	
INTERFUND TRANSFERS									
INTERFUND TRANSFERS IN									
From: Special Reserve Fund		8912	0.00	0.00	0.00	0.00	0.00	0.00	0.00%
From: Bond Interest and Redemption Fund		8914	0.00	0.00	0.00	0.00	0.00	0.00	0.00%
Other Authorized Interfund Transfers In		8919	0.00	0.00	0.00	0.00	0.00	0.00	0.00%
(a) TOTAL, INTERFUND TRANSFERS IN									
INTERFUND TRANSFERS OUT									
To: Child Development Fund		7611	0.00	0.00	0.00	0.00	0.00	0.00	0.00%
To: Special Reserve Fund		7612	0.00	0.00	0.00	0.00	0.00	0.00	0.00%
To: State School Building Fund/County School Facilities Fund		7613	41,048.00	0.00	41,048.00	200,000.00	0.00	200,000.00	387.2%
To: Cafeteria Fund		7616	56,137.00	0.00	56,137.00	60,223.00	0.00	60,223.00	7.3%
Other Authorized Interfund Transfers Out		7619	275,000.00	0.00	275,000.00	275,000.00	0.00	275,000.00	0.00%
(b) TOTAL, INTERFUND TRANSFERS OUT			372,185.00	0.00	372,185.00	535,223.00	0.00	535,223.00	43.8%
OTHER SOURCES/USES									
SOURCES									
State Apportionments		8931	0.00	0.00	0.00	0.00	0.00	0.00	0.00%
Emergency Apportionments									
Proceeds									
Proceeds from Sale/Lease-Purchase of Land/Buildings		8953	0.00	0.00	0.00	0.00	0.00	0.00	0.00%
Other Sources									
Transfers from Funds of Lapsed/Reorganized LEAS		8965	0.00	0.00	0.00	0.00	0.00	0.00	0.00%
Long-Term Debt Proceeds		8971	0.00	0.00	0.00	0.00	0.00	0.00	0.00%
Proceeds from Certificates of Participation		8972	0.00	0.00	0.00	0.00	0.00	0.00	0.00%
Proceeds from Capital Leases		8973	0.00	0.00	0.00	0.00	0.00	0.00	0.00%
Proceeds from Lease Revenue Bonds		8979	0.00	0.00	0.00	0.00	0.00	0.00	0.00%
All Other Financing Sources									
(c) TOTAL, SOURCES			0.00	0.00	0.00	0.00	0.00	0.00	0.00%

Description	Resource Codes	Object Codes	2015-16 Estimated Actuals			2016-17 Budget			% Diff Column C & F
			Unrestricted (A)	Restricted (B)	Total Fund col. A + B (C)	Unrestricted (D)	Restricted (E)	Total Fund col. D + E (F)	
USES									
Transfers of Funds from Lapsed/Reorganized LEAs		7651	0.00	0.00	0.00	0.00	0.00	0.00	0.0%
All Other Financing Uses		7699	0.00	0.00	0.00	0.00	0.00	0.00	0.0%
(d) TOTAL USES			0.00	0.00	0.00	0.00	0.00	0.00	0.0%
CONTRIBUTIONS									
Contributions from Unrestricted Revenues		8980	(76,358.00)	76,358.00	0.00	(25,269.00)	25,269.00	0.00	0.0%
Contributions from Restricted Revenues		8990	0.00	0.00	0.00	0.00	0.00	0.00	0.0%
(e) TOTAL CONTRIBUTIONS			(76,358.00)	76,358.00	0.00	(25,269.00)	25,269.00	0.00	0.0%
TOTAL, OTHER FINANCING SOURCES/USES (a - b + c - d + e)			(448,543.00)	76,358.00	(372,185.00)	(560,492.00)	25,269.00	(535,223.00)	43.8%



Description	Resource Codes	Object Codes	2015-16 Estimated Actuals	2016-17 Budget	Percent Difference
A. REVENUES					
1) LCFF Sources		8010-8099	0.00	0.00	0.0%
2) Federal Revenue		8100-8299	76,000.00	76,000.00	0.0%
3) Other State Revenue		8300-8599	5,500.00	5,500.00	0.0%
4) Other Local Revenue		8600-8799	20,366.00	20,366.00	0.0%
5) TOTAL, REVENUES			101,866.00	101,866.00	0.0%
B. EXPENDITURES					
1) Certificated Salaries		1000-1999	0.00	0.00	0.0%
2) Classified Salaries		2000-2999	68,160.00	68,889.00	1.1%
3) Employee Benefits		3000-3999	28,444.00	30,062.00	5.7%
4) Books and Supplies		4000-4999	55,182.00	58,682.00	6.3%
5) Services and Other Operating Expenditures		5000-5999	6,217.00	4,456.00	-28.3%
6) Capital Outlay		6000-6999	0.00	0.00	0.0%
7) Other Outgo (excluding Transfers of Indirect Costs)		7100-7299, 7400-7499	0.00	0.00	0.0%
8) Other Outgo - Transfers of Indirect Costs		7300-7399	0.00	0.00	0.0%
9) TOTAL, EXPENDITURES			158,003.00	162,089.00	2.6%
C. EXCESS (DEFICIENCY) OF REVENUES OVER EXPENDITURES BEFORE OTHER FINANCING SOURCES AND USES (A5 - B9)			(56,137.00)	(60,223.00)	7.3%
D. OTHER FINANCING SOURCES/USES					
1) Interfund Transfers					
a) Transfers In		8900-8929	56,137.00	60,223.00	7.3%
b) Transfers Out		7600-7629	0.00	0.00	0.0%
2) Other Sources/Uses					
a) Sources		8930-8979	0.00	0.00	0.0%
b) Uses		7630-7699	0.00	0.00	0.0%
3) Contributions		8980-8999	0.00	0.00	0.0%
4) TOTAL, OTHER FINANCING SOURCES/USES			56,137.00	60,223.00	7.3%

Description	Resource Codes	Object Codes	2015-16 Estimated Actuals	2016-17 Budget	Percent Difference
E. NET INCREASE (DECREASE) IN FUND BALANCE (C + D4)			0.00	0.00	0.0%
F. FUND BALANCE, RESERVES					
1) Beginning Fund Balance					
a) As of July 1 - Unaudited		9791	0.00	0.00	0.0%
b) Audit Adjustments		9793	0.00	0.00	0.0%
c) As of July 1 - Audited (F1a + F1b)			0.00	0.00	0.0%
d) Other Restatements		9795	0.00	0.00	0.0%
e) Adjusted Beginning Balance (F1c + F1d)			0.00	0.00	0.0%
2) Ending Balance, June 30 (E + F1e)			0.00	0.00	0.0%
Components of Ending Fund Balance					
a) Nonspendable					
Revolving Cash		9711	0.00	0.00	0.0%
Stores		9712	0.00	0.00	0.0%
Prepaid Expenditures		9713	0.00	0.00	0.0%
All Others		9719	0.00	0.00	0.0%
b) Restricted			0.00	0.00	0.0%
c) Committed					
Stabilization Arrangements		9750	0.00	0.00	0.0%
Other Commitments		9760	0.00	0.00	0.0%
d) Assigned					
Other Assignments		9780	0.00	0.00	0.0%
e) Unassigned/Unappropriated					
Reserve for Economic Uncertainties		9789	0.00	0.00	0.0%
Unassigned/Unappropriated Amount		9790	0.00	0.00	0.0%

Description	Resource Codes	Object Codes	2015-16 Estimated Actuals	2016-17 Budget	Percent Difference
A. REVENUES					
1) LCFF Sources		8010-8099	0.00	0.00	0.0%
2) Federal Revenue		8100-8299	0.00	0.00	0.0%
3) Other State Revenue		8300-8599	0.00	0.00	0.0%
4) Other Local Revenue		8600-8799	0.00	0.00	0.0%
5) TOTAL, REVENUES			0.00	0.00	0.0%
B. EXPENDITURES					
1) Certificated Salaries		1000-1999	0.00	0.00	0.0%
2) Classified Salaries		2000-2999	0.00	0.00	0.0%
3) Employee Benefits		3000-3999	0.00	0.00	0.0%
4) Books and Supplies		4000-4999	0.00	0.00	0.0%
5) Services and Other Operating Expenditures		5000-5999	0.00	0.00	0.0%
6) Capital Outlay		6000-6999	275,000.00	475,000.00	72.7%
7) Other Outgo (excluding Transfers of Indirect Costs)		7100-7299, 7400-7499	0.00	0.00	0.0%
8) Other Outgo - Transfers of Indirect Costs		7300-7399	0.00	0.00	0.0%
9) TOTAL, EXPENDITURES			275,000.00	475,000.00	72.7%
C. EXCESS (DEFICIENCY) OF REVENUES OVER EXPENDITURES BEFORE OTHER FINANCING SOURCES AND USES (A5 - B9)			(275,000.00)	(475,000.00)	72.7%
D. OTHER FINANCING SOURCES/USES					
1) Interfund Transfers					
a) Transfers In		8900-8929	275,000.00	475,000.00	72.7%
b) Transfers Out		7600-7629	0.00	0.00	0.0%
2) Other Sources/Uses					
a) Sources		8930-8979	0.00	0.00	0.0%
b) Uses		7630-7699	0.00	0.00	0.0%
3) Contributions		8980-8999	0.00	0.00	0.0%
4) TOTAL, OTHER FINANCING SOURCES/USES			275,000.00	475,000.00	72.7%

Description	Resource Codes	Object Codes	2015-16 Estimated Actuals	2016-17 Budget	Percent Difference
E. NET INCREASE (DECREASE) IN FUND BALANCE (C + D4)			0.00	0.00	0.0%
F. FUND BALANCE, RESERVES					
1) Beginning Fund Balance					
a) As of July 1 - Unaudited		9791	0.00	0.00	0.0%
b) Audit Adjustments		9793	0.00	0.00	0.0%
c) As of July 1 - Audited (F1a + F1b)			0.00	0.00	0.0%
d) Other Restatements		9795	0.00	0.00	0.0%
e) Adjusted Beginning Balance (F1c + F1d)			0.00	0.00	0.0%
2) Ending Balance, June 30 (E + F1e)			0.00	0.00	0.0%
Components of Ending Fund Balance					
a) Nonspendable					
Revolving Cash		9711	0.00	0.00	0.0%
Stores		9712	0.00	0.00	0.0%
Prepaid Expenditures		9713	0.00	0.00	0.0%
All Others		9719	0.00	0.00	0.0%
b) Restricted			0.00	0.00	0.0%
c) Committed					
Stabilization Arrangements		9750	0.00	0.00	0.0%
Other Commitments		9760	0.00	0.00	0.0%
d) Assigned					
Other Assignments		9780	0.00	0.00	0.0%
e) Unassigned/Unappropriated					
Reserve for Economic Uncertainties		9789	0.00	0.00	0.0%
Unassigned/Unappropriated Amount		9790	0.00	0.00	0.0%

Description	Resource Codes	Object Codes	2015-16 Estimated Actuals	2016-17 Budget	Percent Difference
A. REVENUES					
1) LCFF Sources		8010-8099	0.00	0.00	0.0%
2) Federal Revenue		8100-8299	0.00	0.00	0.0%
3) Other State Revenue		8300-8599	0.00	0.00	0.0%
4) Other Local Revenue		8600-8799	3,500.00	3,500.00	0.0%
5) TOTAL, REVENUES			3,500.00	3,500.00	0.0%
B. EXPENSES					
1) Certificated Salaries		1000-1999	0.00	0.00	0.0%
2) Classified Salaries		2000-2999	0.00	0.00	0.0%
3) Employee Benefits		3000-3999	0.00	0.00	0.0%
4) Books and Supplies		4000-4999	0.00	0.00	0.0%
5) Services and Other Operating Expenses		5000-5999	6,000.00	6,000.00	0.0%
6) Depreciation		6000-6999	0.00	0.00	0.0%
7) Other Outgo (excluding Transfers of Indirect Costs)		7100-7299, 7400-7499	0.00	0.00	0.0%
8) Other Outgo - Transfers of Indirect Costs		7300-7399	0.00	0.00	0.0%
9) TOTAL, EXPENSES			6,000.00	6,000.00	0.0%
C. EXCESS (DEFICIENCY) OF REVENUES OVER EXPENSES BEFORE OTHER FINANCING SOURCES AND USES (A5 - B9)			(2,500.00)	(2,500.00)	0.0%
D. OTHER FINANCING SOURCES/USES					
1) Interfund Transfers					
a) Transfers In		8900-8929	0.00	0.00	0.0%
b) Transfers Out		7600-7629	0.00	0.00	0.0%
2) Other Sources/Uses					
a) Sources		8930-8979	0.00	0.00	0.0%
b) Uses		7630-7699	0.00	0.00	0.0%
3) Contributions		8980-8999	0.00	0.00	0.0%
4) TOTAL, OTHER FINANCING SOURCES/USES			0.00	0.00	0.0%

Description	Resource Codes	Object Codes	2015-16 Estimated Actuals	2016-17 Budget	Percent Difference
E. NET INCREASE (DECREASE) IN NET POSITION (C + D4)			(2,500.00)	(2,500.00)	0.0%
F. NET POSITION					
1) Beginning Net Position					
a) As of July 1 - Unaudited		9791	123,424.00	120,924.00	-2.0%
b) Audit Adjustments		9793	0.00	0.00	0.0%
c) As of July 1 - Audited (F1a + F1b)			123,424.00	120,924.00	-2.0%
d) Other Restatements		9795	0.00	0.00	0.0%
e) Adjusted Beginning Net Position (F1c + F1d)			123,424.00	120,924.00	-2.0%
2) Ending Net Position, June 30 (E + F1e)			120,924.00	118,424.00	-2.1%
Components of Ending Net Position					
a) Net Investment in Capital Assets		9796	0.00	0.00	0.0%
b) Restricted Net Position		9797	0.00	0.00	0.0%
c) Unrestricted Net Position		9790	120,924.00	118,424.00	-2.1%

Education Protection Account
Program by Resource Report
Expenditures by Function
2015-2016 Budget Recommendation
May 12, 2015

**Sierra-Plumas Joint Unified School District 2016-2017 Budget
For Fund 01, Resource 1400 Education Protection Account**

Description	Object Codes	Amount
AMOUNT AVAILABLE FOR THIS FISCAL YEAR		
Adjusted Beginning Fund Balance	9791-9795	0.00
Revenue Limit Sources	8010-8099	322,033.00
Federal Revenue	8100-8299	0.00
Other State Revenue	8300-8599	0.00
Other Local Revenue	8600-8799	0.00
All Other Financing Sources and Contributions	8900-8999	0.00
Deferred Revenue	9650	0.00
TOTAL AVAILABLE		322,033.00
EXPENDITURES AND OTHER FINANCING USES		
(Objects 1000-7999)		
Instruction, Teachers	1000-1999	322,033.00
Instruction-Related Services		
Instructional Supervision and Administration	2100-2150	0.00
AU of a Multidistrict SELPA	2200	0.00
Instructional Library, Media, and Technology	2420	0.00
Other Instructional Resources	2490-2495	0.00
School Administration	2700	0.00
Pupil Services		
Guidance and Counseling Services	3110	0.00
Psychological Services	3120	0.00
Attendance and Social Work Services	3130	0.00
Health Services	3140	0.00
Speech Pathology and Audiology Services	3150	0.00
Pupil Testing Services	3160	0.00
Pupil Transportation	3600	0.00
Food Services	3700	0.00
Other Pupil Services	3900	0.00
Ancillary Services	4000-4999	0.00
Community Services	5000-5999	0.00
Enterprise	6000-6999	0.00
General Administration	7000-7999	0.00
Plant Services	8000-8999	0.00
Other Outgo	9000-9999	0.00
TOTAL EXPENDITURES AND OTHER FINANCING USES		322,033.00
BALANCE (Total Available minus Total Expenditures and Other Financing Uses)		0.00

2016-2017 EXTRA DUTY ASSIGNMENTS

Position	Stipend
<u>Coaching Assignments</u>	
Athletic Director - Loyalton High/\$2,500 per season x3/\$7,500 cap	7,500 cap
Athletic Director – Downieville/\$500 per team or \$2,000 cap	2000 cap
Athletic Director - Loyalton Gr. 6,7,8	1000
Varsity Football LHS	2000
Assistant Varsity Football LHS	1500
Varsity Basketball - Boys	2000
J.V. Basketball - Boys	2000
Varsity Basketball - Girls	2000
J.V Basketball – Girls	2000
7 th Grade Basketball – Boys	500
8 th Grade Basketball – Boys	500
7 th Grade Basketball - Girls	500
8 th Grade Basketball – Girls	500
7 th /8 th Gr. COED Basketball (Downieville)	1500
Boys Baseball	2000
Girls Softball	2000
Varsity Volleyball - Girls	2000
JV Volleyball Girls	1500
Track	2000
Tennis	1500
Cheerleading Advisor per season maximum 2 seasons per year	2000
Golf Coach	1500
Physical Fitness Coordinator District- wide	500
Cross Country Coach	500
Friday Night Live Program Advisors Downieville (FNL, Club Live, FNL Kids)	1000
Friday Night Live Program Advisors Loyalton (FNL, Club Live, FNL Kids)	2000

RECEIVED

SIERRA-PLUMAS JOINT UNIFIED SCHOOL DISTRICT / SIERRA COUNTY OFFICE OF EDUCATION

109 Beckwith Road, P.O. Box 955, Loyalton, CA 96118

Tel: (530) 993-1660 Fax: (530) 993-0828

APR 28 2016

REQUEST FOR TRAVEL/CONFERENCE APPROVAL

SCOE

S-PJUSD

PURCHASE ORDER REQUIRED FOR EACH EXPENSE CLAIM

Prepayment Required Yes Date Due: _____ To: _____

No (Unless you indicate a prepayment is necessary, no prepayment will be sent)

Employee: Stephen D Fillo Date of Request: 4/15/16

SCHOOL: DHS

Date(s) of Activity: May 11-14, 2016

Destination: Orem, Utah - Utah Woodturning Symposium (facility you are visiting and city)

Funding Program: Perkins

Purpose of Activity: To acquire new ideas for woodturning projects

How will attendance benefit the District's educational program(s)? New projects for students; increase use of wood shop facilities

THE FOLLOWING CLAIMS REQUIRE A PURCHASE ORDER EACH. PLEASE ATTACH A COPY WITH THIS FORM.

TRANSPORTATION: Airfare Senior Van \$50 Trip District Vehicle Personal Other Airfare \$300 Est. Miles _____ x \$.54/mile = \$ _____
(Mileage will only be paid when a School/District vehicle is not available. Must submit mileage log with claims form)(rate effective 1/1/2016)

PER DIEM: <u>4</u> Breakfast x \$10.00 = \$ <u>40.-</u> <u>4</u> Lunch x \$11.00 = \$ <u>44.-</u> <u>4</u> Dinner x \$18.00 = \$ <u>72.-</u> Per Diem is taxable income, unless it meets the overnight travel rules.	PARKING: <u>0</u> Days x \$ _____ = \$ _____	Taxi/Shuttle: <u>Airport Shuttle</u> <u>Senior Van, RT, Reno</u> <u>4</u> Trips x \$ <u>50</u> / Trip = \$ <u>200.-</u>
---	--	--

REGISTRATION FEE: \$ 285.- ORGANIZATION CONDUCTING ACTIVITY: Utah Woodturning Symposium
(Attach completed copy of ENTIRE Registration Form)

REGISTRATION HAS BEEN MADE YES NO REGISTRATION FORM NEEDS TO BE MAILED YES NO

LODGING: Hotel name and address: La Quinta Inn, Orem, Utah Tele: 801-235-9555
Dates: 5/11/16 - 5/14/16 Confirmation #: 3199166185
Total cost including all taxes per night \$ 86.43 x 3 nights = Total cost of lodging \$ 259.29

NOTE: HOTEL ACCOMMODATION INFORMATION AND COMPLETED REGISTRATION FORM MUST BE ATTACHED OR REQUEST WILL BE RETURNED!

***SUBSTITUTE REQUIRED: yes PROGRAM TO CHARGE: _____

After approval by the site administrator, employees must follow these steps:

- Employees are responsible for their own registration, hotel and travel arrangements and any changes thereto. If an employee does not cancel in an appropriate amount of time to secure a refund, the employee will be responsible for covering the cost.
- A purchase order must be attached for each request.
- Each person requesting an activity is to submit this form to their administrator at least four weeks prior to proposed date of departure or registration deadline.
- This form, a copy of registration, all required purchase orders, and any backup documentation must be submitted to the District Office three weeks prior - to date of departure or registration deadline.

CURRICULUM COUNCIL APPROVAL DATE: _____

Authorizing Agent	APPROVAL Signature	Date
ADMINISTRATOR:	<u>[Signature]</u>	<u>4/27/16</u>
SUPERINTENDENT:	<u>[Signature]</u>	<u>4/27/16</u>

PURCHASE ORDER REQUEST

SIERRA PLUMAS JOINT
UNIFIED SCHOOL DISTRICT

SIERRA COUNTY OFFICE
OF EDUCATION

P.O. BOX 157, SIERRAVILLE, CA 96126
PHONE: (530) 994-1044/FAX: (530) 994-1045

DATE: 4/16/16

VENDOR: Stephen D Fillo

SHIP TO: PO Box 376
Sierra City, CA 96125

VENDOR #	REQUISITION #	REQUISITIONED BY	UNIT COST	EXTENSION
QTY	UNIT	DESCRIPTION		
		Airfare to Utah Woodturning Symposium		300.-
		Hotel, La Quinta, for " "		259.29
		Meals " "		150.-
		Shuttle + Senior van (RT Sierra City - Reno)	2	100
		RT SLC - Orem, UT)	2	100
		Registration fee, Utah Woodturning Symposium May 11-14, 2016		285.-
			\$	1200.29


ACCOUNT DISTRIBUTION	AMOUNT	SUBTOTAL
		TAX
		FREIGHT
		TOTAL

APPROVED BY: _____

ADMINISTRATOR-BUSINESS SERVICES

PURCHASING AGENT

37th Annual



May 12-14, 2016
 UCCU Events Center
 Utah Valley University
 Orem, UT

UTAH WOODTURNING SYMPOSIUM

Mark Your Calendar

Make plans May 12-14th to be part of the highly acclaimed Utah Woodturning Symposium! Engage with today's top professionals and up-and-coming woodturners in a friendly, informal learning environment. With over 80 demonstrations to choose from and a full schedule of special events, there is something for everyone!

Interact with Demonstrators

- Richard Raffan • Jimmy Clewes • Michael Mocho
- Michael Hosaluk • Keith Gotschall • Lane Phillips
- Carmen De La Paz • Linda Ferber • Mike Mahoney
- Pat & Karen Miller • Vernon Liebrant • *and many more!*

Be Entertained

- Instant Gallery** Display, sell or buy works by demonstrators and participants alike - all submissions are welcome!
- Banquet Dinner & Live Auction** Enjoy a superb dinner with friends and have fun during this fast-paced, thrilling auction. *Banquet Dinner Ticket included with Registration. Extra tickets \$35 each.*
- Silent Auction &** Donate, bid, or buy to help raise funds for *Raffle* the Kip Christensen Youth Scholarship.
- Pen Turning Demo Area** Learn the latest pen making techniques, tips and tricks from top professionals.
- Swap Meet** Buy, barter or trade...here, everything goes! Space is limited, reserve your lot online for a minimal fee.

Want to Register or Learn More?

Visit us online at
www.utahwoodturning.com

for Safe and Secure Easy Online Registration
 and Symposium Information

- Demonstrator Bios & Photo Gallery
- Symposium Schedule & Demo Area Map
- Demonstration Descriptions
- Answers to Frequently Asked Questions
- Instant Gallery Guidelines
- Utah Woodturning Symposium History and Contact Info
- Hotel & RV Park Recommendations
- Travel Information & Directions
- Special Event Info
- How to Purchase Extra Banquet Dinner Tickets & Swap Meet Lots
- Much, Much, More!

Register Today!

Registering online at www.utahwoodturning.com is the easiest and fastest way to reserve your spot at this year's symposium. You may also detach the lower portion of this form and register by mail. Registration is available on site May 12th beginning at 8:00 am. However, space is limited and availability is not guaranteed.

Registration fee covers all conference sessions, special events, and materials. Banquet Dinner Ticket included with registration except for Single Day Individual Registration.

↓ (detach lower portion and mail in) ↓

2016 Utah Woodturning Symposium Registration Form

Participant Last Name _____ First Name _____
 Street Address _____
 Phone Number _____ Mobile Phone Number _____

Spouse/Dependent Name *if applicable* _____
 City _____ State _____ ZipCode _____
 Email Address _____

2016 Registration Fees
Early Registration to April 30 - Late Registration from May 1
Includes Friday Evening Banquet Dinner Ticket

Individual Participant	Early \$285	Late \$335
Student Participant <i>Valid full-time i.d. required - Under age 25 only</i>	Early \$185	Late \$225
Spouse/Dependent	\$185	
Extra Banquet Ticket	\$35	
Single Day Individual Participant* <i>*Does NOT include Friday Evening Banquet Ticket</i>	\$100	

Registration Total

\$ _____ Check No. _____

Debit or Credit Card

Visa, American Express, Master Card Expiration ____ / ____

Name on Card:

Mail with payment to: Utah Woodturning Symposium
 PO Box 415 • Provo, UT • 84603

ADDENDUM TO
AGREEMENT NO. 2013-10D

Between

**Sierra-Plumas Joint Unified School District
and
Sierra County Office of Education**

This document constitutes the Second Amendment, dated May 10, 2016, by and between the Sierra-Plumas Joint Unified School District (“District”) and the Sierra County Office of Education (“SCOE”).

AGREEMENT

Addendum to the agreement, including Exhibit A, as follows:

1. Sierra County Office of Educations Site shall provide Site Administrator services for Loyalton Elementary School as per Site-Administrator’s Job Description #225, attached.
2. Compensation: Shall be charged on the basis set forth on Exhibit A, attached.
3. All other terms and conditions of the Agreement shall remain in full force and effect.
4. This amendment shall have an effective date of July 1, 2016.

IN WITNESS WHEREOF, the parties hereto have executed this Second Amendment to the Agreement on the day here first above written.

Date: May 10, 2016

By: _____
Sierra County Office of Education Schools
Dr. Merrill M. Grant
County Superintendent of Schools

Date: May 10, 2016

By: _____
Sierra-Plumas Joint Unified School District
Dr. Merrill M. Grant, Superintendent

Approved by the District Governing Board on May 10, 2016.

EXHIBIT A

FEE SCHEDULE FOR CONTRACTED SERVICES

Staff – Salary & Benefits	Percentage of Actual Cost Billed to SCOE
Account Technician	50%
Technology Coordinator	90%
Administrative Assistant	50%
Career Tech Pathways (CTP)	Not to exceed actual cost paid by the District, or exceed County funding less County expenses
County Technical Assistance and Leadership Fund (CTALF)	Not to exceed actual cost paid by the District, or exceed County funding less County expenses
Transitional Kindergarten	Actual cost for materials & supplies, plus .25 FTE of assigned certificated teacher
School Site Administrator	Actual cost of 1 F.T.E. assigned to Loylton Elementary School

EXHIBIT B

REIMBURSABLE EXPENDITURES

Expenditures
Workshops attended by SCOE Business Staff
Shared utilities (telephone, electrical, etc.)
Repairs to administration portable building
Shared Office Equipment
Board and Superintendent Health Care Benefits

BudgetTransfer99a

Budget Transfer Snapshot

Budget Transfer Link # 58830

Fiscal Year 2016

Budget Transfer # Created RASQUITH, 4/28/2016 Status Open Type BudRev Fiscal Year 2016 Transaction Date 04/28/2016

Requisition # Requestion # Department BUSINESS Source Manual

Line Seq	Account #	Comments	Acct Type	Increase	Decrease
1	01-1100-0-1110-1000-4400-040-350-000	K-2 Chromebooks (77)	E	30,000.00	
2	01-1100-0-1110-1000-4400-060-450-000	7th Chromebooks (23)	E	8,000.00	
3	01-1100-0- - -9790- - -	K-2 & 7th Chromebooks	B		38,000.00

BT # Net Change to Expense 38,000.00
 BT # Net Change to Revenue
 BT # Net Change to Starting Balance
 BT # Net Change to Fund Balance 38,000.00

Sierra-Plumas Joint Unified School District Child Nutrition Program

Procurement Code of Conduct

In accordance with the general procurement standards in Title 2, *Code of Federal Regulations (2 CFR)*, Section 200.318(c), each school food authority SFA must develop and maintain written standards of conduct to cover potential personal and organizational conflicts of interest. These written standards must govern the actions of agency employees, officers, or agents who engage in the selection, award and administration of contracts funded by federal awards.

Any person employed by the school food authority (SFA) who purchases goods and services, or is involved in the purchasing process for the SFA, shall be bound by this code and shall:

1. Avoid the intent and appearance of unethical or compromising practice in relationships, actions, and communications;
2. Diligently follow all lawful instructions while using professional judgment, reasonable care, and exercising only the authority granted;
3. Conduct all purchasing activities in accordance with the laws, while remaining alert to and advising the SFA regarding the legal ramifications of the purchasing decisions;
4. Refrain from any private or professional activity that would create a conflict between personal interests and the interests of the SFA;
5. Identify and strive to eliminate participation of any individual in operational situations where a conflict of interest may be involved;
6. Never solicit or accept money, loans, credits, or prejudicial discounts, and avoid the acceptance of gifts, entertainment, favors, or services from present or potential suppliers which might influence or appear to influence purchasing decisions;
7. Promote positive supplier relationships through impartiality in all phases of the purchasing cycle;
8. Display the highest ideals of honor and integrity in all public and personal relationships in order to merit the respect and inspire the confidence of the public being served;
9. Provide an environment where all business concerns, large or small, majority- or minority-owned, are afforded an equal opportunity to compete for the SFA's business; and,

10. Enhance the proficiency and stature of the purchasing profession by adhering to the highest standards of ethical behavior.

Procurement Standards

CNP agencies must conduct all procurement transactions in a manner that allows full and open competition consistent with the standards stated in 2 *CFR*, Section 200.319. To ensure objective vendor performance and eliminate any unfair competitive advantage, vendors that develop or draft specifications, requirements, statements of work, invitations for bid (IFB), or requests for proposal (RFP) must be excluded from competing for the bid (2 *CFR*, Section 200.319[a]).

Actions that restrict competition include, but are not limited to:

1. Placing unreasonable requirements on firms in order for them to qualify to do business.
2. Requiring unnecessary experience and excessive bonding.
3. Conducting noncompetitive pricing practices between firms or between affiliated companies.
4. Awarding noncompetitive contracts to consultants who are on retainer contracts.
5. Allowing organizational conflicts of interests.
6. Specifying brand name product instead of allowing an equal product to be offered by describing product performance or other relevant requirements.
7. Engaging in any arbitrary action during the procurement process such as awarding a contract without valid reason to a vendor that did not rank first or lowest in price according to the agency's evaluation criteria when awarding a contract.

Incentives

Incentives that may serve to induce or influence an employee engaged in the selection, award, or administration of contracts may be unlawful. Examples of incentives include, but are not limited to:

- Extra goods or services that were not solicited
- Gifts (such as free merchandise, extra tickets, gift cards)
- Money for scholarships
- Cash

Points that can be redeemed for merchandise

To avoid noncompliance with federal procurement regulations (including, but not limited to 2 *CFR*, sections 200.318, 200.319, and 400.2) and to prevent bid protests, this written Code of Conduct prohibits SFA staff from accepting any incentives offered by a bidder for any SFA staff member's personal use.

Incentives solicited by an SFA in the RFP or IFB may be allowable if the incentive or related item benefits the food service operation.

When requesting incentives, the SFA must keep in mind the following:

- All responsive bids or proposals, including those without the requested incentives, must be evaluated
- All requested incentives must exclusively and directly benefit the food service program; incentives that are retained by the SFA for nonprogram use, or given to employees or students as a reward for an accomplishment, are not allowed
- Soliciting incentives must not create a barrier to full and open competition
- Eliminating bidders based on the provision of incentives or points programs limits full and open competition by placing unreasonable requirements on those bidders that are unable or unwilling to provide such incentives
- Requesting incentives may reduce the pool of bidders
- Unless all bidders can offer the solicited incentives, the SFA may not score the solicited item as part of the evaluation criteria
- Bids and proposals that include unsolicited incentives are considered overly responsive and SFAs may be required to disqualify overly responsive bids, especially if it causes a material change to the RFP

Consequences

Pursuant to 7 *CFR*, Section 210.19(a) (4), the California Department of Education (CDE) is required to investigate complaints received or irregularities noted in connection with the operation of the food service program. This requirement extends to the performance of individuals and organizations engaged in contract solicitation, award, and administration. The CDE's oversight and monitoring of SFA procurement activities includes a review of the SFA's written Code of Conduct and, when necessary, investigations of reported real or apparent conflicts of interest. If a CDE investigation reveals that an SFA violated their Code of Conduct, the CDE will issue a finding of noncompliance and require the SFA to take corrective action. Consequences for failure to comply with federal regulations are outlined in 2 *CFR*, sections 200.338 (Remedies

for Noncompliance) and 200.339 (Termination), and may include temporary withholding of cash payments, suspension of program funding, denial of all or part of the cost of the noncompliant activity, and/or other remedies to bring the SFA into compliance and termination.

The SFA should be familiar with federal, state, and local laws regarding the misuse of public funds that could lead to other consequences, including civil or criminal penalties, lawsuits, and bid protests that may also result in public mistrust. SFAs shall be responsible for ensuring that their procurements and contracts comply with all applicable laws, program instructions, and guidance materials, and will consult their legal counsel regarding any proposed procurement methods or contract language.

References:

U.S. Department of Agriculture Policy Memorandum SP 09-2015, CACFP 03-2015, SFSP 02-2015: Written Codes of Conduct and Performance of Employees Engaged in Award and Administration of Contracts
Title 2, *Code of Federal Regulations*, sections 200.318, 200.319, 200.338, and 200.339, and Part 400
Title 7, *Code of Federal Regulations*, Section 210.24
California Government Code, sections 87301 and 87302